



US00D459875S

(12) **United States Design Patent**
Mack et al.

(10) **Patent No.:** **US D459,875 S**

(45) **Date of Patent:** **** Jul. 9, 2002**

(54) **WRIST AND ANKLE WALLET**

D447,623 S * 9/2001 Troska D3/215

(76) Inventors: **Anthony P Mack; Deborah A Mack**,
both of 393 Thompson St., Stratford,
CT (US) 06615

* cited by examiner

Primary Examiner—Catherine R. Oliver

(**) Term: **14 Years**

(57) **CLAIM**

The ornamental design for a wrist and ankle wallet, as shown and described.

(21) Appl. No.: **29/144,981**

DESCRIPTION

(22) Filed: **Jul. 13, 2001**

(51) **LOC (7) Cl.** **03-01**

(52) **U.S. Cl.** **D3/226**

(58) **Field of Search** D3/215, 224, 226,
D3/228; 224/219, 222, 267, 236; 2/170

FIG. 1 is a front elevational view of the wrist and ankle wallet of the present invention;

FIG. 2 is a rear elevational view of the wrist and ankle wallet of FIG. 1;

FIG. 3 is a top plan view of the wrist and ankle wallet of FIG. 1;

FIG. 4 is a bottom plan view of the wrist and ankle wallet of FIG. 1;

FIG. 5 is a left side elevational view of the wrist and ankle wallet of FIG. 1;

FIG. 6 is a right side elevational view of the wrist and ankle wallet of FIG. 1; and,

FIG. 7 is a bottom, front perspective view of the wrist and ankle wallet of FIG. 1, in an alternate position (folded and in use).

The broken lines showing a man in FIG. 7 is for illustrative purposes only and form no part of the claimed design.

(56) **References Cited**

U.S. PATENT DOCUMENTS

D255,209 S	6/1980	Nathan et al.	D3/215
4,601,418 A	7/1986	Gruzensky	224/222
5,314,102 A	5/1994	Roy	224/222
5,671,481 A	9/1997	Giard	2/170
D391,075 S *	2/1998	Jackson et al.	D3/215
5,755,366 A	5/1998	Mazzo	224/222
5,938,089 A	8/1999	Abreu-Marston	224/148.5
D429,880 S *	8/2000	McCullough, Jr. et al. ..	D3/215
D438,374 S *	3/2001	Hayman	D3/215

1 Claim, 2 Drawing Sheets




FIG. 1




FIG. 2

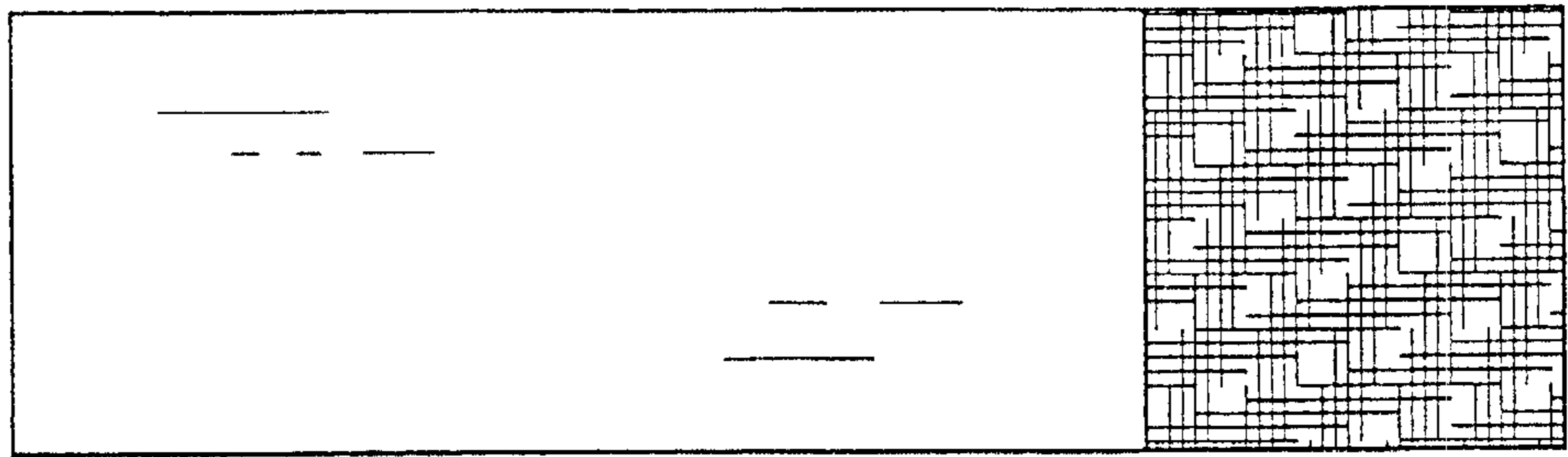


FIG. 3




FIG. 4

FIG. 5



FIG. 6



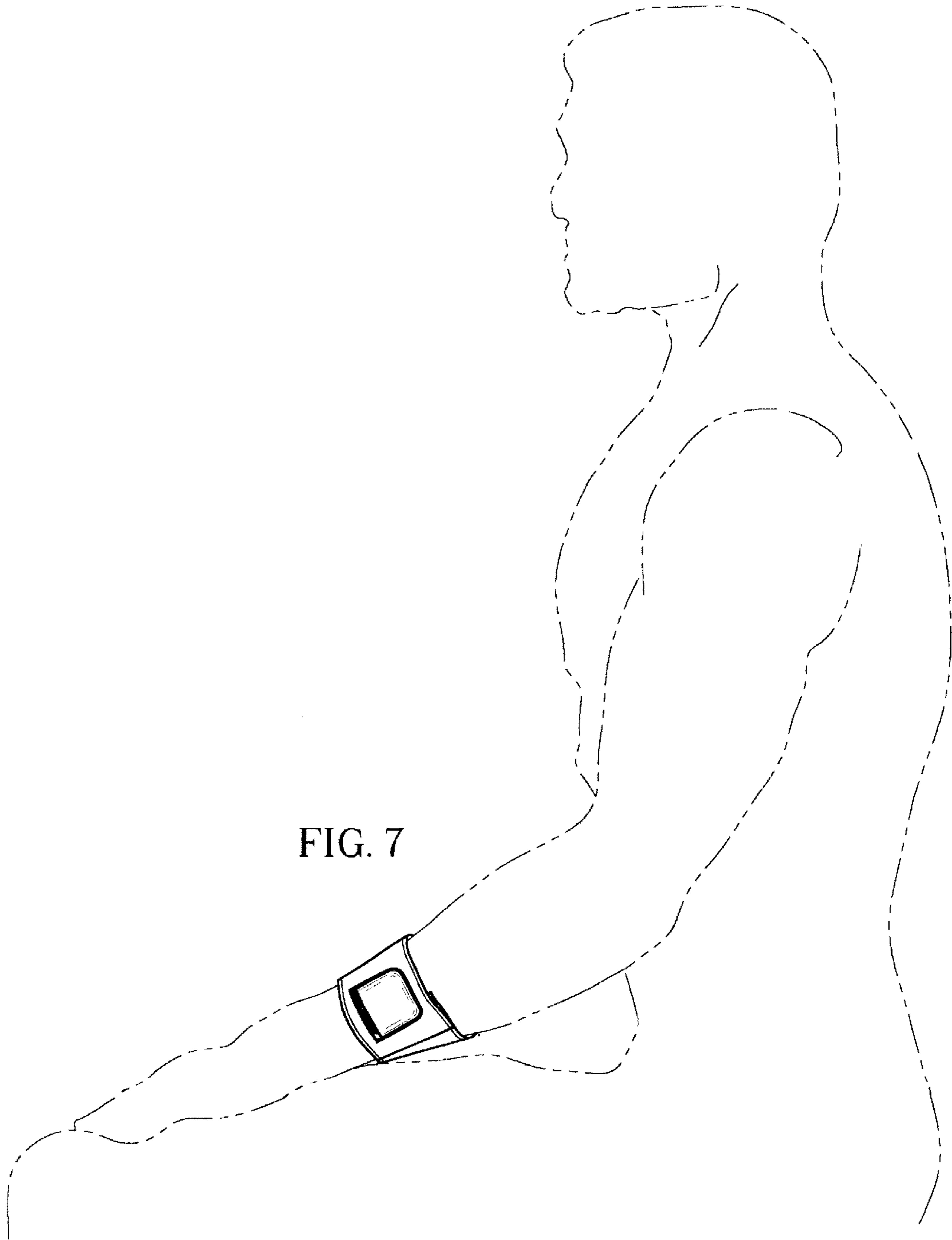


FIG. 7