



US00D459867S

(12) **United States Design Patent**
Morris

(10) **Patent No.:** **US D459,867 S**
(45) **Date of Patent:** **** Jul. 9, 2002**

(54) **SIDE ELEMENT OF A SHOE UPPER**

(75) Inventor: **E. Scott Morris**, Hillsboro, OR (US)

(73) Assignee: **Nike, Inc.**, Beaverton, OR (US)

(**) Term: **14 Years**

(21) Appl. No.: **29/154,385**

(22) Filed: **Jan. 18, 2002**

(51) **LOC (7) Cl.** **02-99**

(52) **U.S. Cl.** **D2/972**

(58) **Field of Search** D2/896, 902, 907,
D2/943, 944, 946, 969, 972, 973; 36/45,
50.1, 51, 77 M, 77 R, 81, 83, 88, 113,
114, 126-130

(56) **References Cited**

U.S. PATENT DOCUMENTS

746,338 A	12/1903	Keen	
1,638,339 A	8/1927	Johnson	
2,965,983 A	12/1960	Griffin	
4,366,631 A *	1/1983	Larsen et al.	36/114
D317,824 S	7/1991	Hatfield	
D329,937 S	10/1992	Hatfield et al.	
D330,451 S	10/1992	Hatfield	
D331,827 S	12/1992	Coley et al.	
D342,599 S	12/1993	Luke	
D357,574 S	4/1995	Morris	
D370,544 S	6/1996	Greene	
D376,901 S	12/1996	Avar et al.	
D392,092 S	3/1998	Cooper	
D392,455 S	3/1998	Lozano	
D392,456 S *	3/1998	Yun	D2/972
D393,352 S *	4/1998	Aveni	D2/972
D395,338 S	6/1998	Teague	
D397,856 S	9/1998	Smith, III	
D401,744 S	12/1998	Greenberg	
D401,756 S *	12/1998	Avar	D2/972
D404,555 S	1/1999	Gray	
D404,906 S *	2/1999	Backus	D2/972
D407,547 S *	4/1999	Fogg	D2/972
D407,551 S *	4/1999	Doxey	D2/972

OTHER PUBLICATIONS

- “Nike Footwear Catalog,” Fall 1993, published Dec. 1, 1992 (p. 3/4), Beaverton, Oregon.
- “Nike Footwear Catalog,” Spring 1996, published Jun. 1, 1995 (pp. 49, 52) Beaverton, Oregon.
- “Nike Footwear Catalog,” Late Spring 1996, published Aug. 1, 1995 (p. 26), Beaverton, Oregon.
- “Nike Footwear Catalog,” Holiday 1996, published Mar. 1, 1996 (pp. 18,22,35), Beaverton, Oregon.
- “Nike Footwear Catalog,” Spring 1997, published Jun. 1996 (pp. 26, 42, 42), Beaverton, Oregon.
- “Nike Footwear Catalog,” Late Spring 1997, published Sep. 1, 1996 (p. 49), Beaverton, Oregon.
- “Nike Footwear Catalog,” Fall 1997, published Dec. 1996 (p. 7), Beaverton, Oregon.
- “Nike Footwear Catalog,” Holiday 1998, published Feb. 1, 1998 (p. M43), Beaverton, Oregon.

(List continued on next page.)

Primary Examiner—Dominic Simone
(74) *Attorney, Agent, or Firm*—TraskBritt

(57) **CLAIM**


The ornamental design for a side element of a shoe upper, as shown and described.

DESCRIPTION

FIG. 1 is a perspective view of a side element of a shoe upper showing my new design; FIG. 2 is a side view of the side element of a shoe upper shown in FIG. 1; FIG. 3 is a front view of the side element of a shoe upper shown in FIG. 1; FIG. 4 is a rear view of the side element of a shoe upper shown in FIG. 1; and, FIG. 5 is a top plan view of the side element of a shoe upper shown in FIG. 1.

The uneven broken line immediately adjacent to the shaded area represents the bounds of the claimed design. All other uneven broken lines represent the remaining portion of the shoe. The uneven broken line representations in FIGS. 1-5 are for illustrative purposes only and form no part of the claimed design.

1 Claim, 2 Drawing Sheets



OTHER PUBLICATIONS

“Nike Footwear Catalog,” Spring 1999, published Jun. 1, 1998 (p. M15), Beaverton, Oregon.

“Nike Footwear Catalog,” Late Spring 1999, published Sep. 1, 1998 (p. W9), Beaverton, Oregon.

“Nike Footwear Catalog,” Fall 1999, published Nov. 1, 1998 (p. W11), Beaverton, Oregon.

“Nike Footwear Catalog,” Fall 2000, published Nov. 1, 1999 (p. M20), Beaverton, Oregon.

“Nike Footwear Catalog,” Spring 2001, published Jun. 1, 2000 (p. M30), Beaverton, Oregon.

“Nike Footwear Catalog,” Fall 2001, published Nov. 1, 2000 (p. M31), Beaverton, Oregon.

“Nike Footwear Catalog,” Fall 2002, published Nov. 1, 2001 (p. M29), Beaverton, Oregon.

* cited by examiner

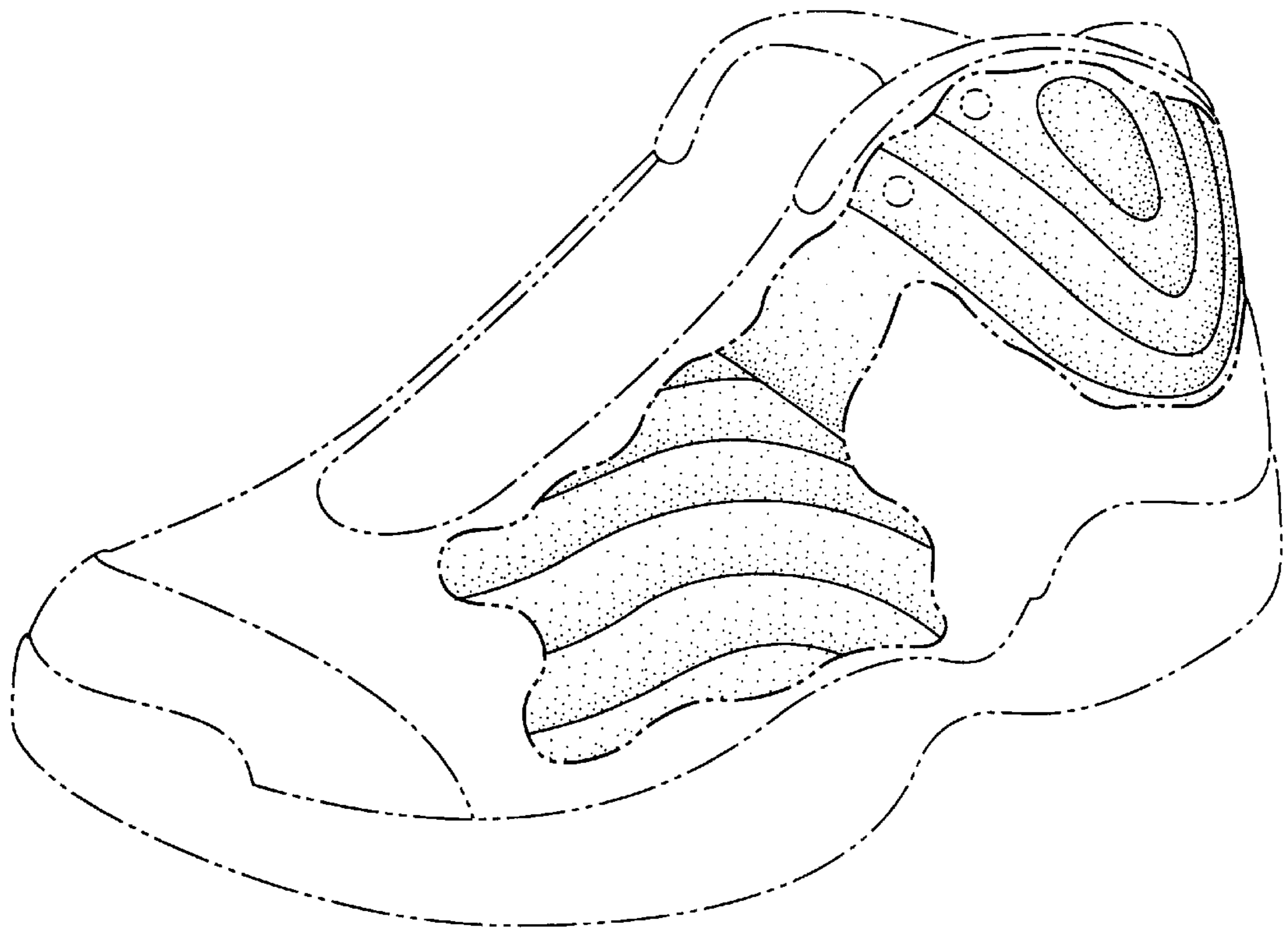


Fig. 1




Fig. 2

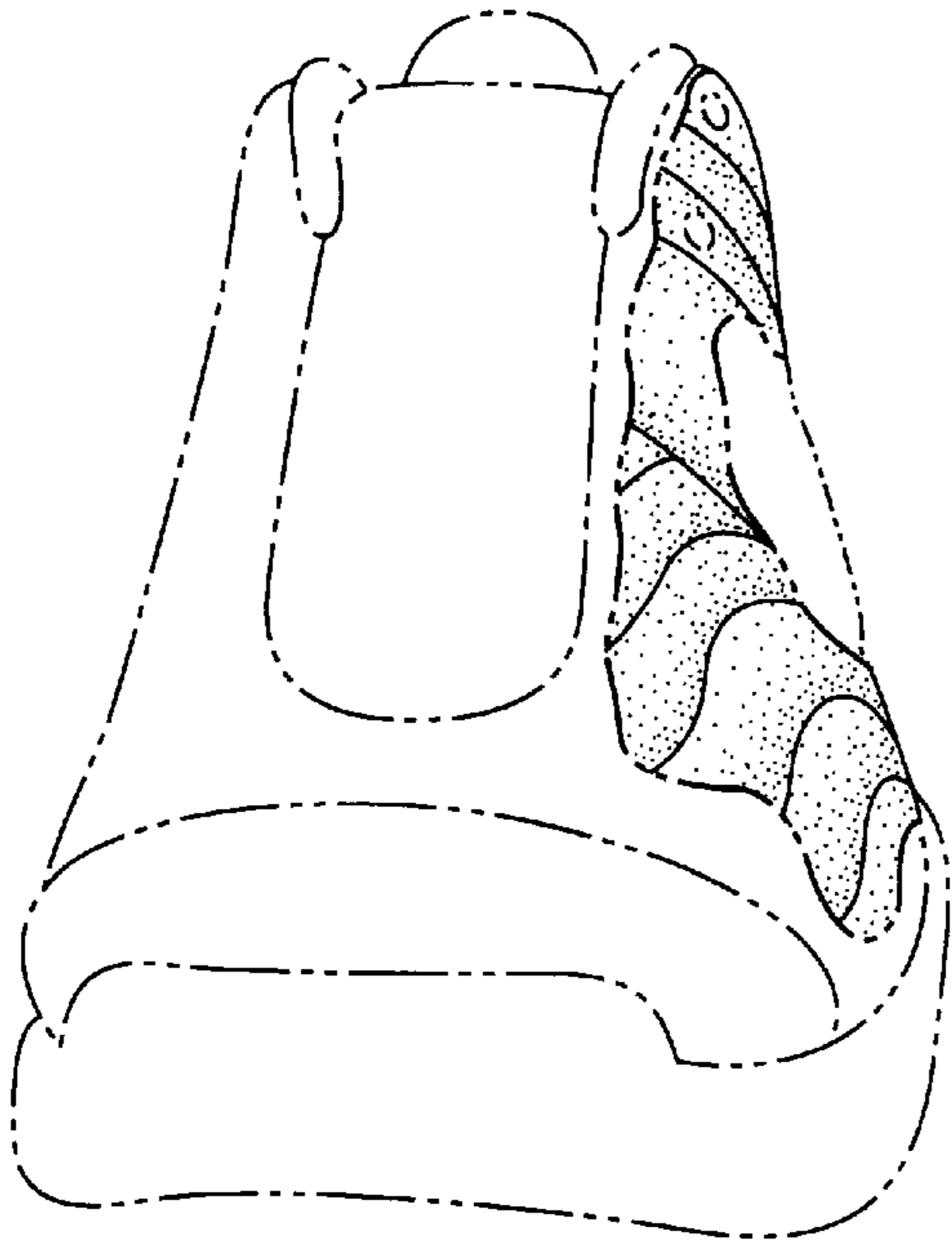


Fig. 3

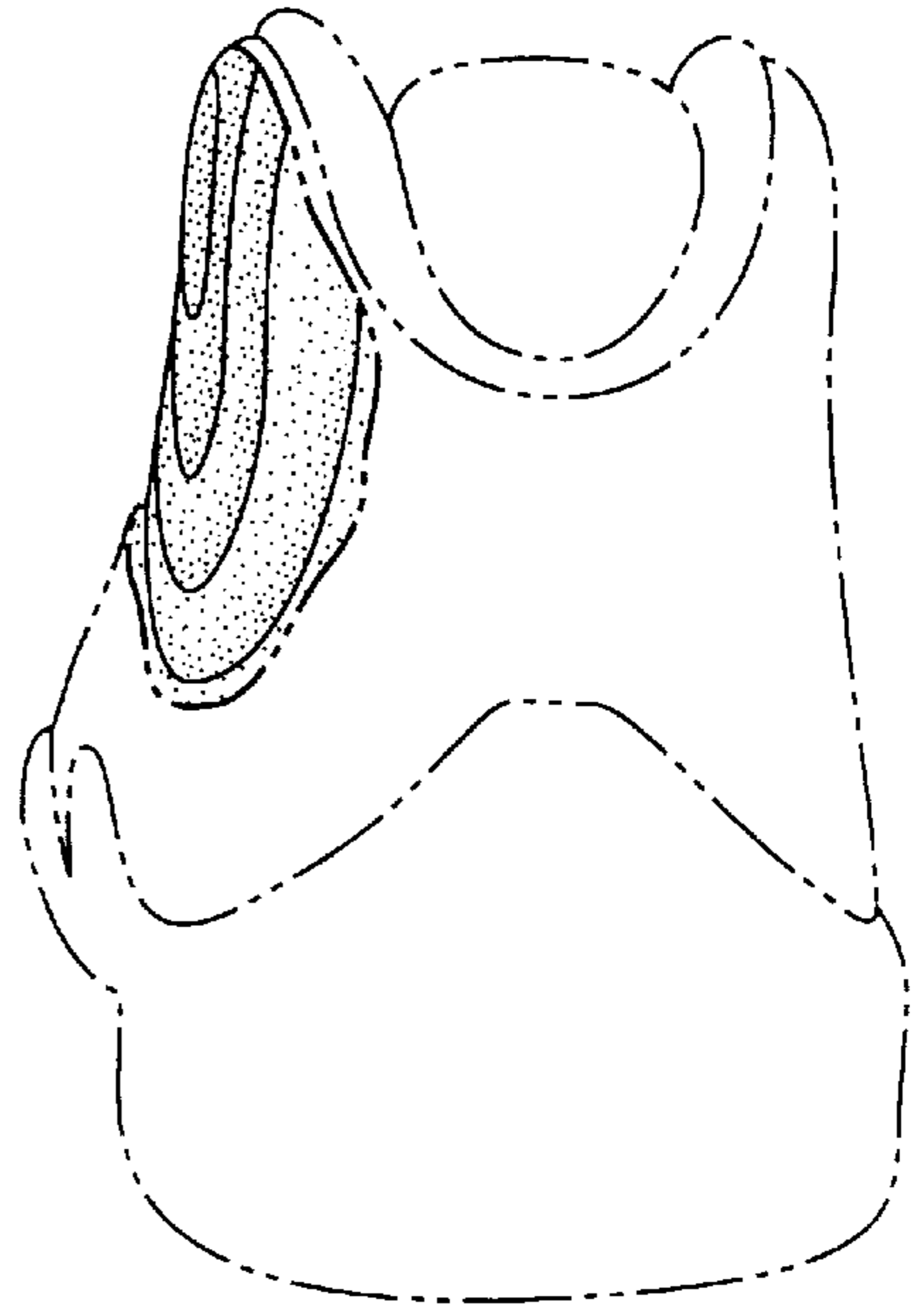


Fig. 4

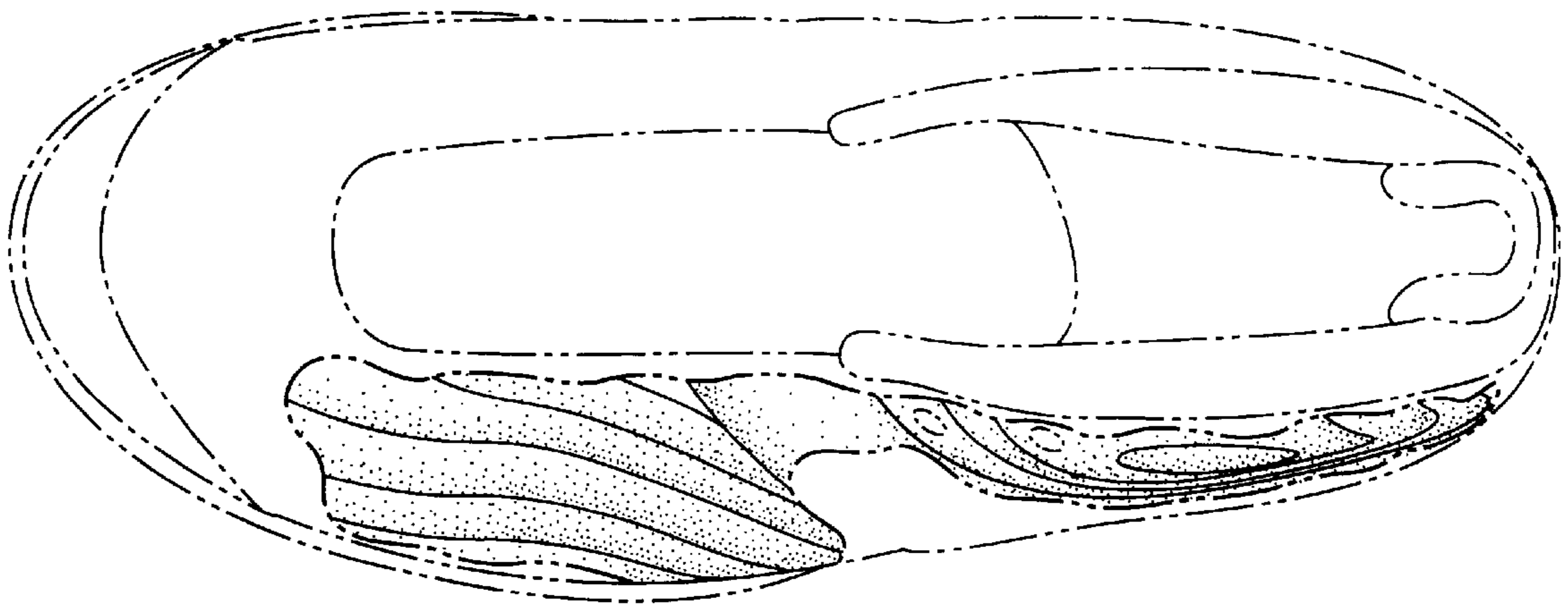


Fig. 5