



US00D459862S

(12) **United States Design Patent**
Butler et al.

(10) **Patent No.:** **US D459,862 S**

(45) **Date of Patent:** **** Jul. 9, 2002**

(54) **FOOTWEAR**

(75) Inventors: **Damon R. Butler**, Portland, OR (US);
Barry J. McGeough; Brett D. Ritter,
both of Santa Barbara, CA (US)

(73) Assignee: **Mark Thatcher**, Flagstaff, AZ (US)

(**) Term: **14 Years**

(21) Appl. No.: **29/123,301**

(22) Filed: **May 15, 2000**

(51) **LOC (7) Cl.** **07-04**

(52) **U.S. Cl.** **D2/916**

(58) **Field of Search** D2/897-900, 916-920,
D2/922-924, 929-933, 947-961, 969, 971;
36/7.3, 7.5, 11.5, 50.1, 45

(56) **References Cited**

U.S. PATENT DOCUMENTS

2,421,818 A * 6/1947 Tibiletti 36/11.5
D348,352 S * 7/1994 Johnson D2/969

5,423,134 A * 6/1995 Bagnaia et al. 36/11.5
D363,158 S * 10/1995 Matis et al. D2/969
D368,799 S * 4/1996 Lozano D2/969
5,561,919 A * 10/1996 Gill 36/11.5
D384,494 S * 10/1997 Clancy D2/916
D387,893 S * 12/1997 Bathum D2/969

* cited by examiner

Primary Examiner—Louis S. Zarfaz

Assistant Examiner—Gregory Andoll

(74) *Attorney, Agent, or Firm*—Snell & Wilmer L.L.P.

(57) **CLAIM**

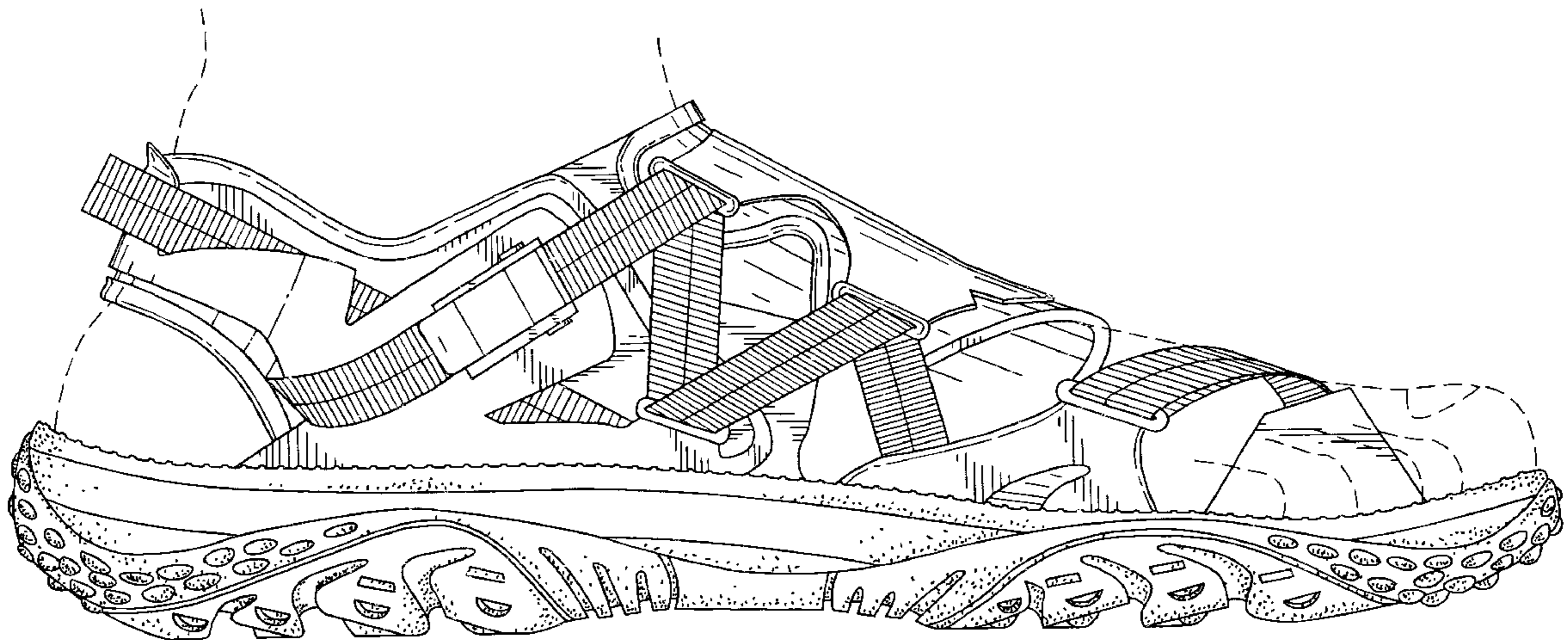
The ornamental design for the footwear, as shown.

DESCRIPTION

FIG. 1 is a lateral side view of the footwear;
FIG. 2 is a medial side view of the footwear; and,
FIG. 3 is a top plan view of the footwear.

The broken line showing of the foot in the Figures is for illustrative purposes only and form no part of the claimed design.

1 Claim, 3 Drawing Sheets



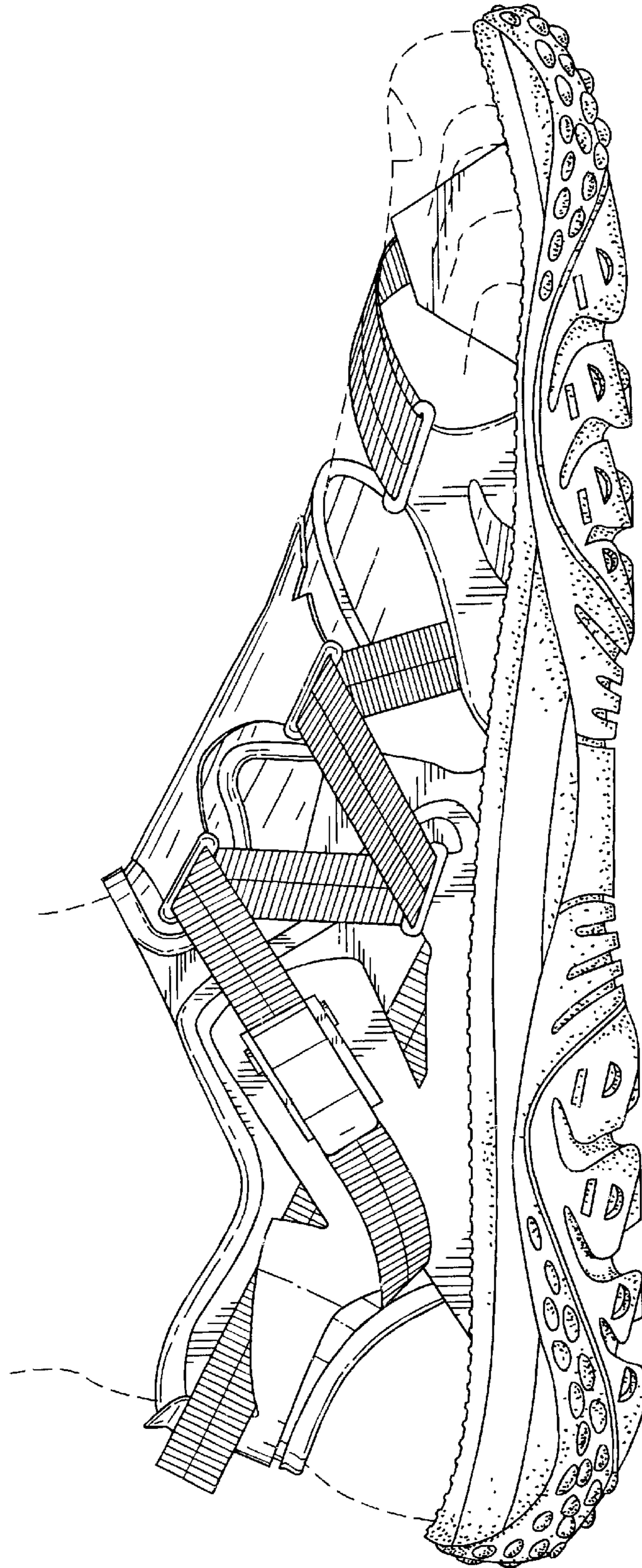


FIG.1

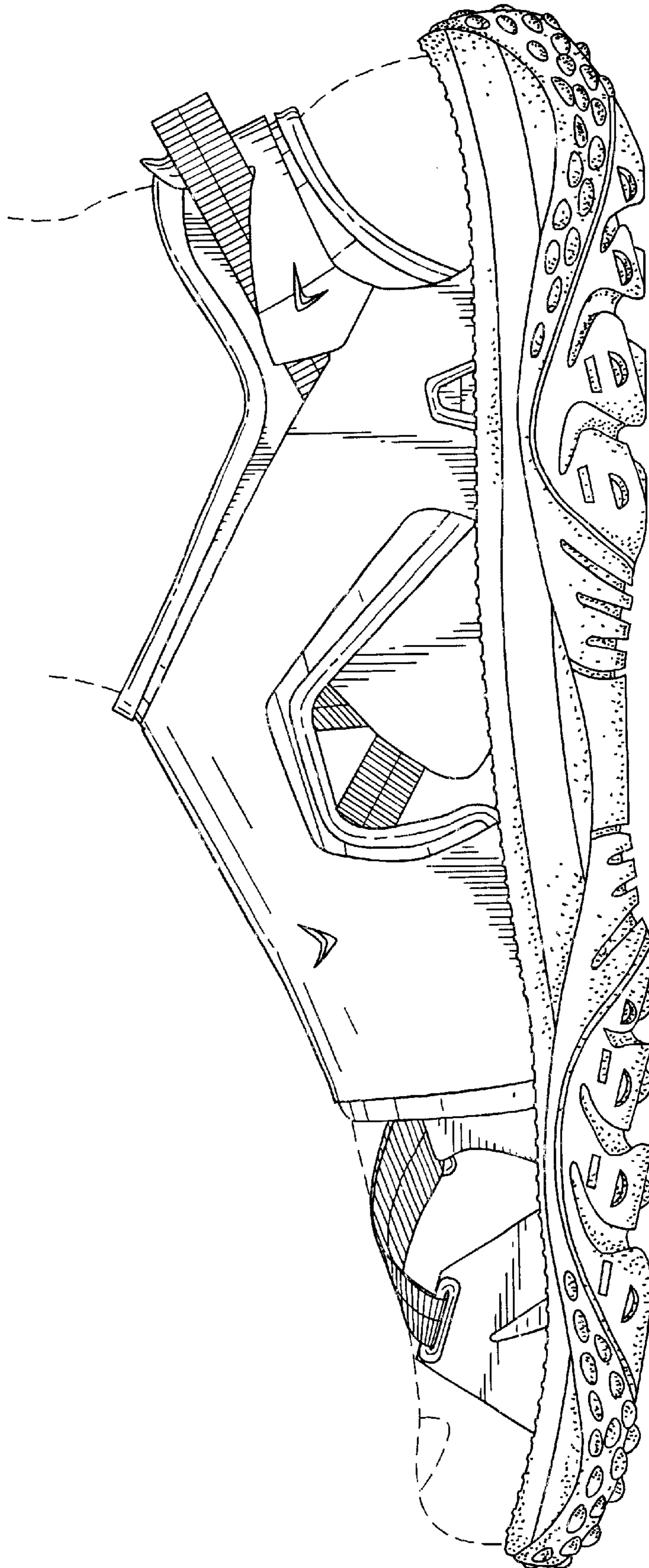


FIG.2

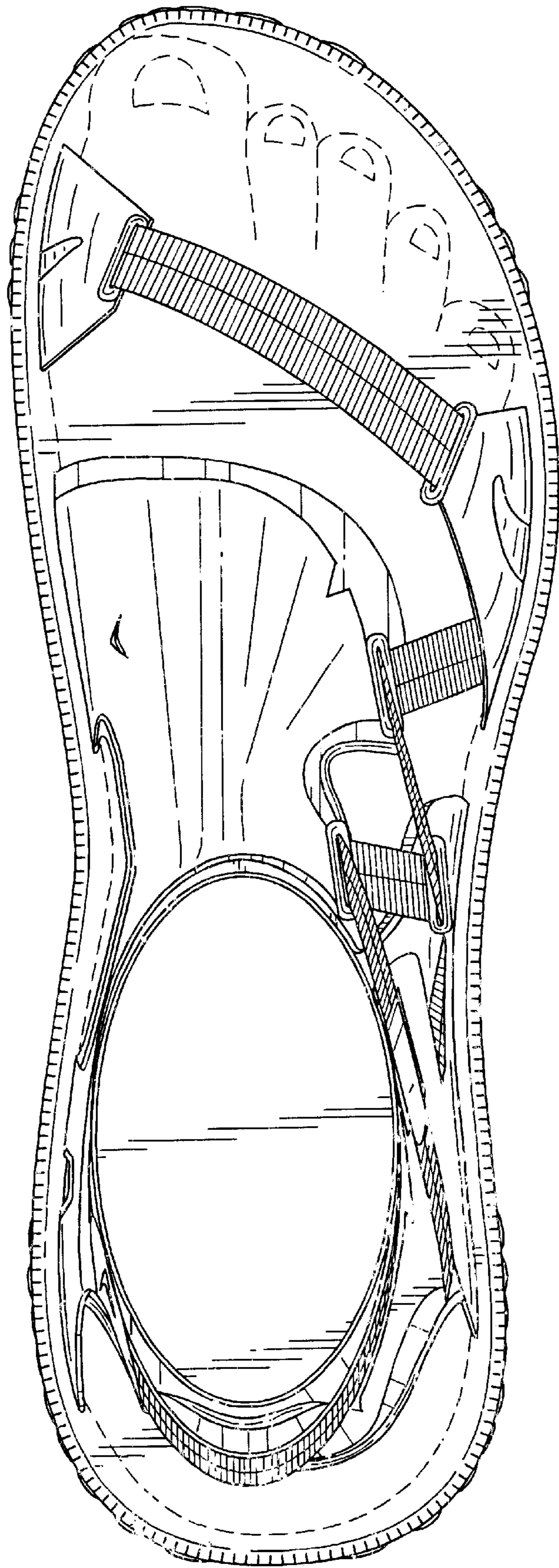


FIG.3