



US00D459859S

(12) **United States Design Patent**
Poteat

(10) **Patent No.:** **US D459,859 S**

(45) **Date of Patent:** **** Jul. 9, 2002**

(54) **WATERPROOF GLOVE WITH
DETACHABLE CLEANING PADS**

(76) **Inventor:** **Khristy L Poteat**, 100 Snowy Owl Ter.,
Plantation, FL (US) 33324

(**) **Term:** **14 Years**

(21) **Appl. No.:** **29/150,437**

(22) **Filed:** **Nov. 16, 2001**

(51) **LOC (7) Cl.** **02-06**

(52) **U.S. Cl.** **D2/617**

(58) **Field of Search** D2/610, 615-623;
D29/113-119, 123; D24/190; 2/16, 158-160,
161.1, 161.2, 161.3, 161.4, 161.5, 161.6,
161.7, 161.8, 163, 168, 907, 910, 917;
15/227

(56) **References Cited**

U.S. PATENT DOCUMENTS

4,038,787 A	8/1977	Bianchi	
D268,968 S	5/1983	Sami	
4,621,388 A	11/1986	Ortolivo	
4,691,387 A	* 9/1987	Lopez D29/117 X
D294,984 S	* 3/1988	Green D29/117
5,423,090 A	* 6/1995	Gimbel 2/161.7
5,682,837 A	* 11/1997	Courtney et al. 15/227 X
5,692,242 A	* 12/1997	Tekerman et al. 2/161.1
5,715,539 A	* 2/1998	Benecki et al. 2/160

5,956,770 A	9/1999	Dennis	
5,974,588 A	* 11/1999	Furman 2/159
6,018,837 A	2/2000	Andreu	
6,041,438 A	* 3/2000	Kirkwood 2/161.1
6,098,234 A	* 8/2000	Jackson, Jr. 15/227 X
6,195,804 B1	* 3/2001	Fraser 2/161.2

* cited by examiner

Primary Examiner—Doris Clark

Assistant Examiner—Robert A. Delehanty

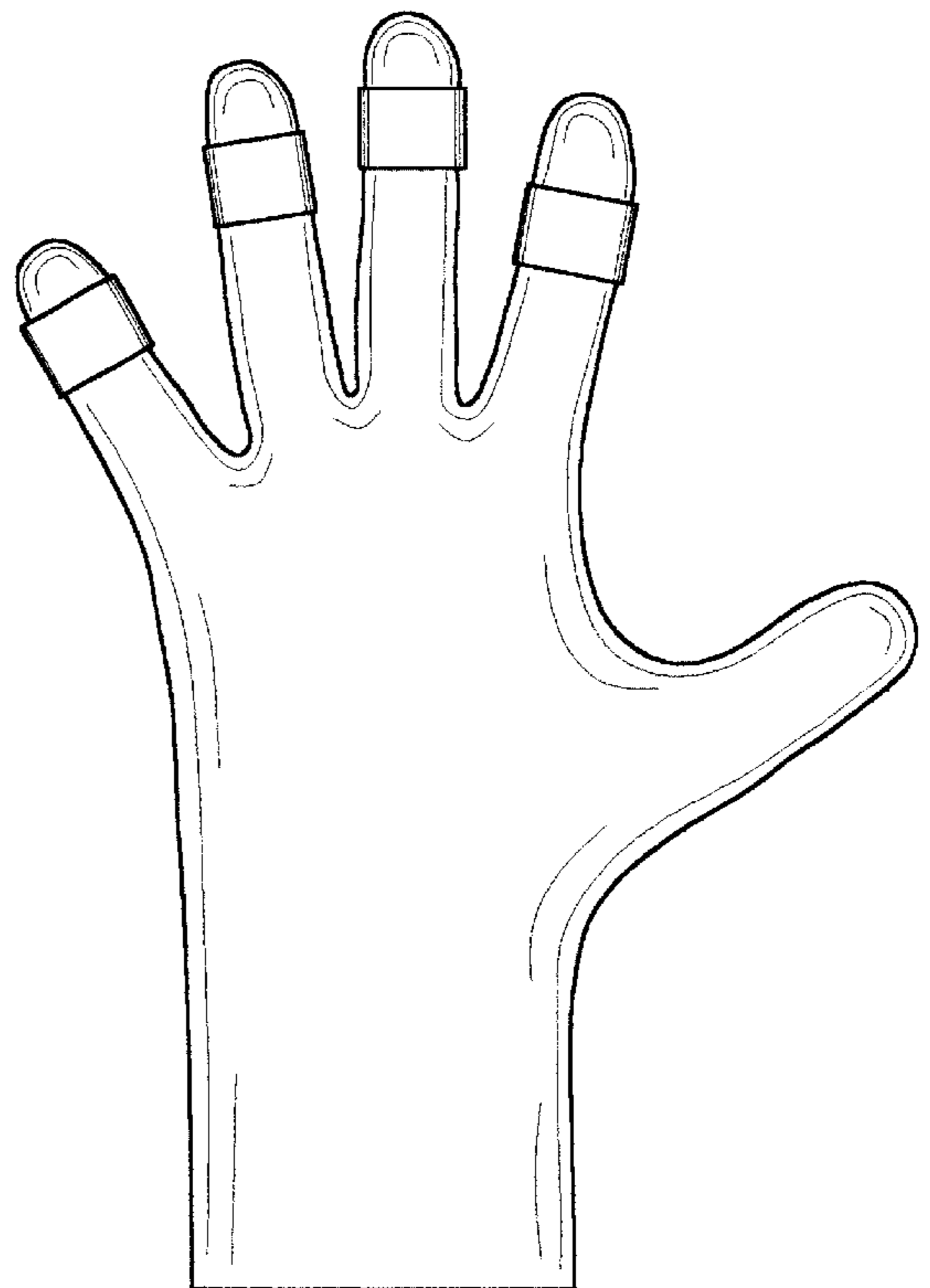
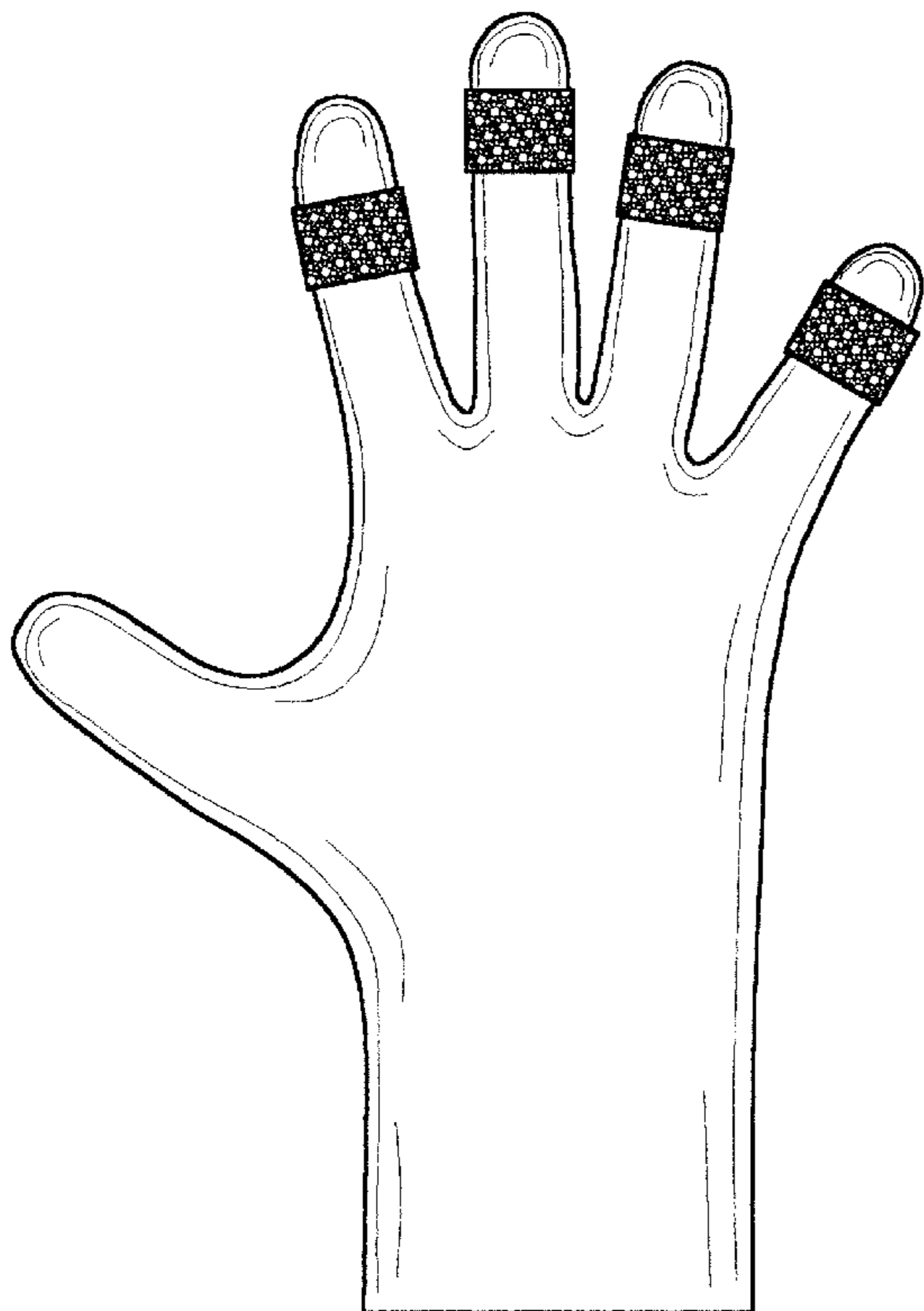
(57) **CLAIM**

The ornamental design for a waterproof glove with detachable cleaning pads, as shown and described.

DESCRIPTION

FIG. 1 is a front elevational view of the waterproof glove with detachable cleaning pads of the present invention; FIG. 2 is a rear elevational view of the waterproof glove with detachable cleaning pads of FIG. 1; FIG. 3 is a left side elevational view of the waterproof glove with detachable cleaning pads of FIG. 1; FIG. 4 is a right side elevational view of the waterproof glove with detachable cleaning pads of FIG. 1; FIG. 5 is a top plan view of the waterproof glove with detachable cleaning pads of FIG. 1; and, FIG. 6 is a bottom plan view of the waterproof glove with detachable cleaning pads of FIG. 1.

1 Claim, 2 Drawing Sheets



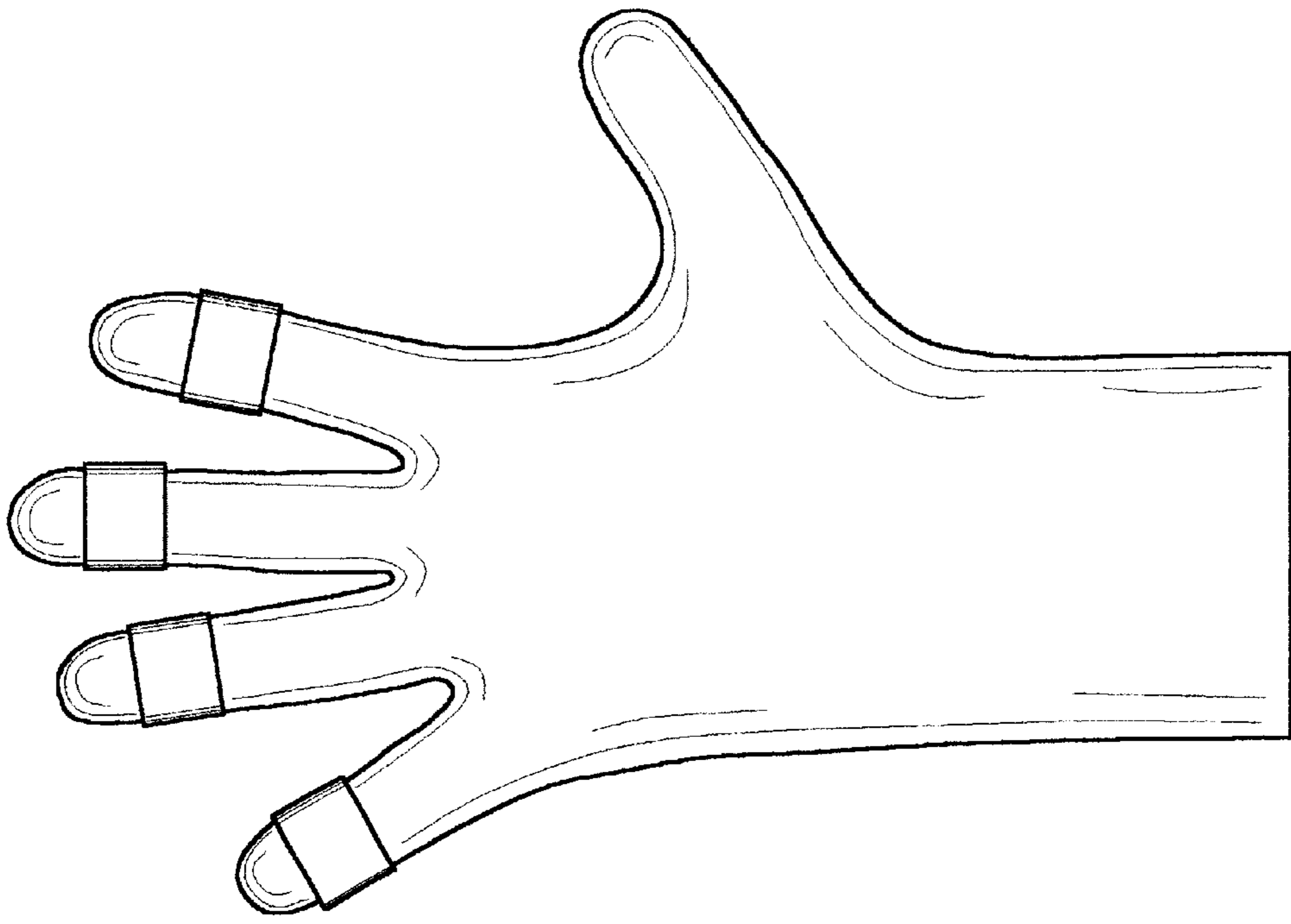


FIG. 2

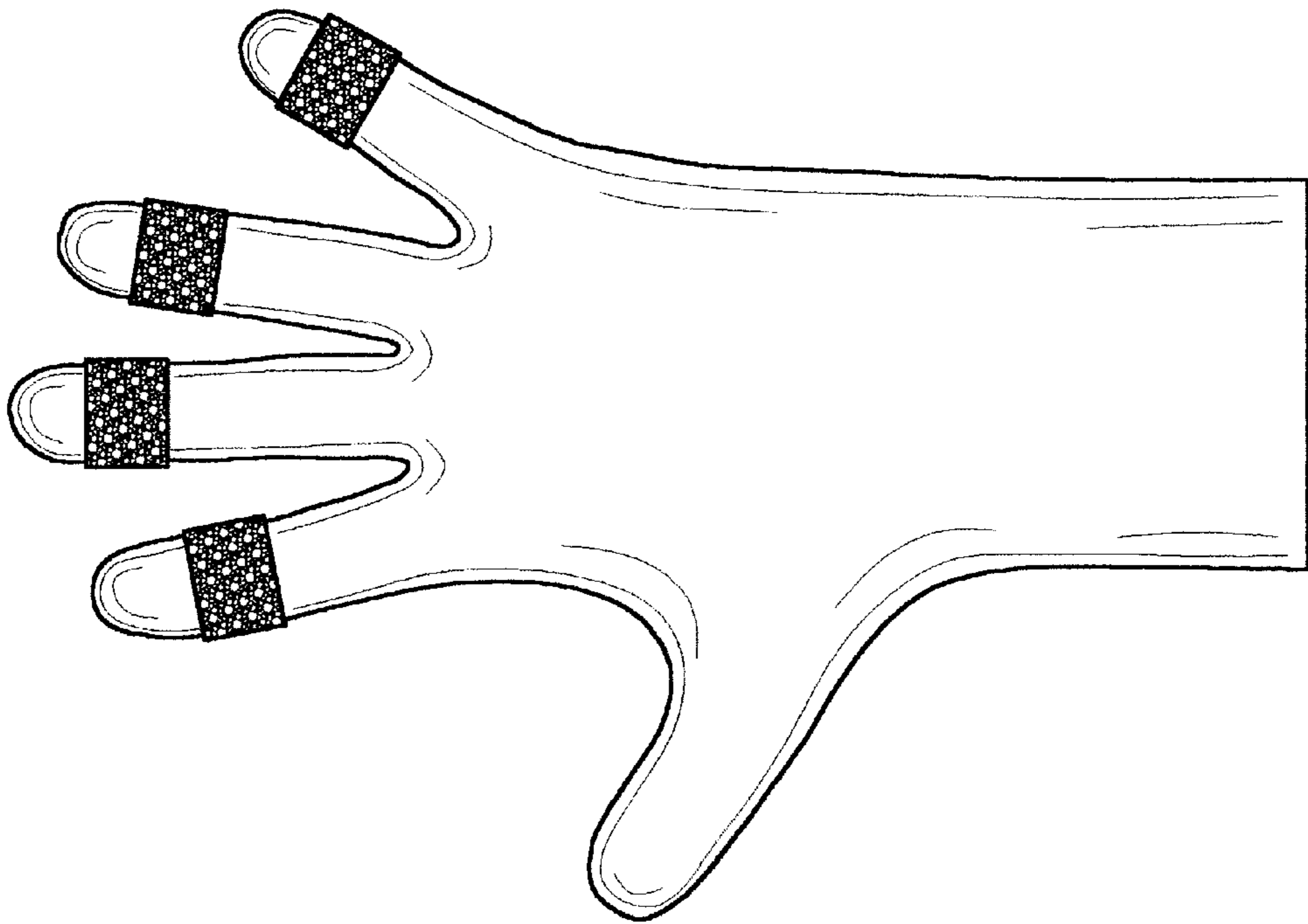


FIG. 1

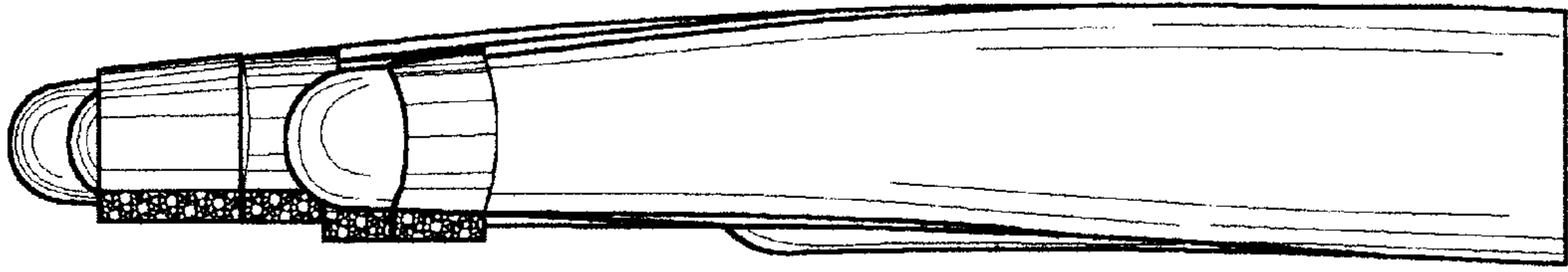


FIG. 3

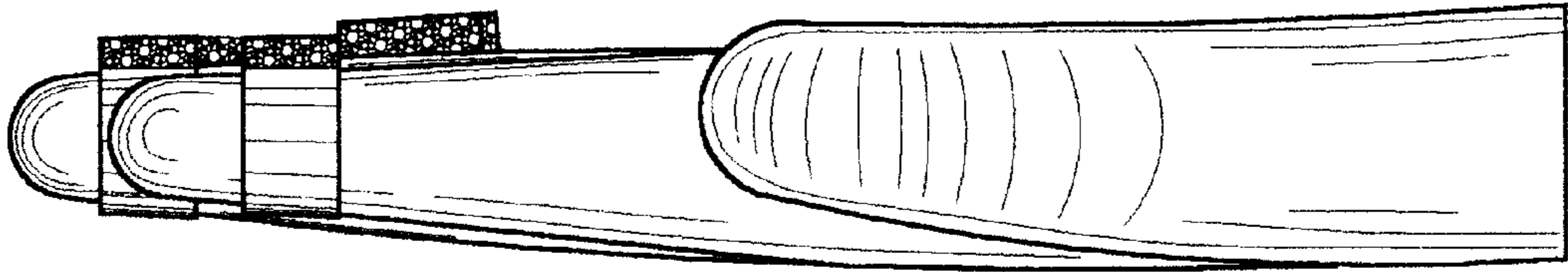


FIG. 4

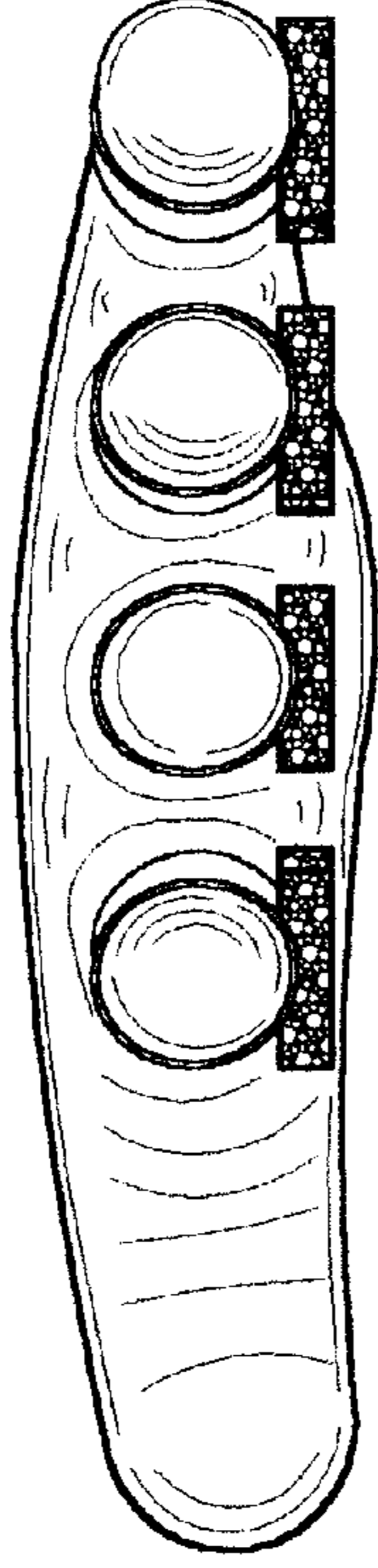


FIG. 5

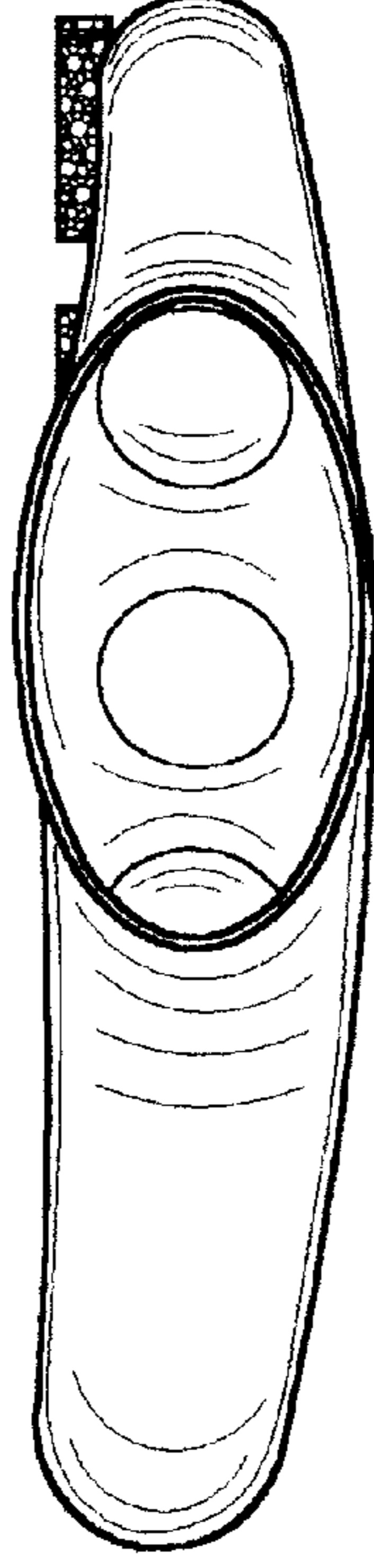


FIG. 6