



US00D459849S

(12) **United States Design Patent**  
**Hogarth**

(10) **Patent No.:** **US D459,849 S**

(45) **Date of Patent:** **\*\* Jul. 2, 2002**

(54) **DUAL ACCESS WASTE DISPOSAL CONTAINER**

(76) **Inventor:** **Lori Hogarth**, 210 Lady Mac Donald Drive, Canmore, Alberta (CA), T1W 1H3

(\*\*) **Term:** **14 Years**

(21) **Appl. No.:** **29/138,465**

(22) **Filed:** **Mar. 15, 2001**

(51) **LOC (7) Cl.** ..... **09-09**

(52) **U.S. Cl.** ..... **D34/7; D34/1**

(58) **Field of Search** ..... D34/1, 5, 6, 7, D34/10, 11; 220/908, 909, 910, 911, 826, 832, 244, 831, 1.5

(56) **References Cited**

**U.S. PATENT DOCUMENTS**

4,335,828	A	*	6/1982	Robinson et al.	.....	220/826
4,456,141	A	*	6/1984	Pamment	.....	220/244
D355,289	S	*	2/1995	Schafer	.....	D34/1
5,490,606	A	*	2/1996	Lombardo	.....	220/908
5,671,862	A	*	9/1997	Cobos	.....	220/1.5

D389,970	S	*	1/1998	Darnell	.....	D34/1
5,868,267	A	*	2/1999	Taylor	.....	220/908
5,901,874	A	*	5/1999	Deters	.....	220/908
5,967,361	A	*	10/1999	Darnell	.....	220/623
5,975,345	A	*	11/1999	Taylor	.....	220/826
6,138,855	A	*	10/2000	Kopf	.....	220/826

\* cited by examiner

*Primary Examiner*—Cynthia E. Ramirez

(74) *Attorney, Agent, or Firm*—Sean W. Goodwin

(57) **CLAIM**

The ornamental design for a dual access waste disposal container, as shown and described.

**DESCRIPTION**

FIG. 1 is a front perspective view of a dual access waste disposal container showing my new design; FIG. 2 is a top view according to FIG. 1; FIG. 3 is a left side and a right side view according to FIG. 1; and, FIG. 4 is a front view and a back view according to FIG. 1. The bottom view is not shown as it is flat and un-ornamented.

**1 Claim, 2 Drawing Sheets**

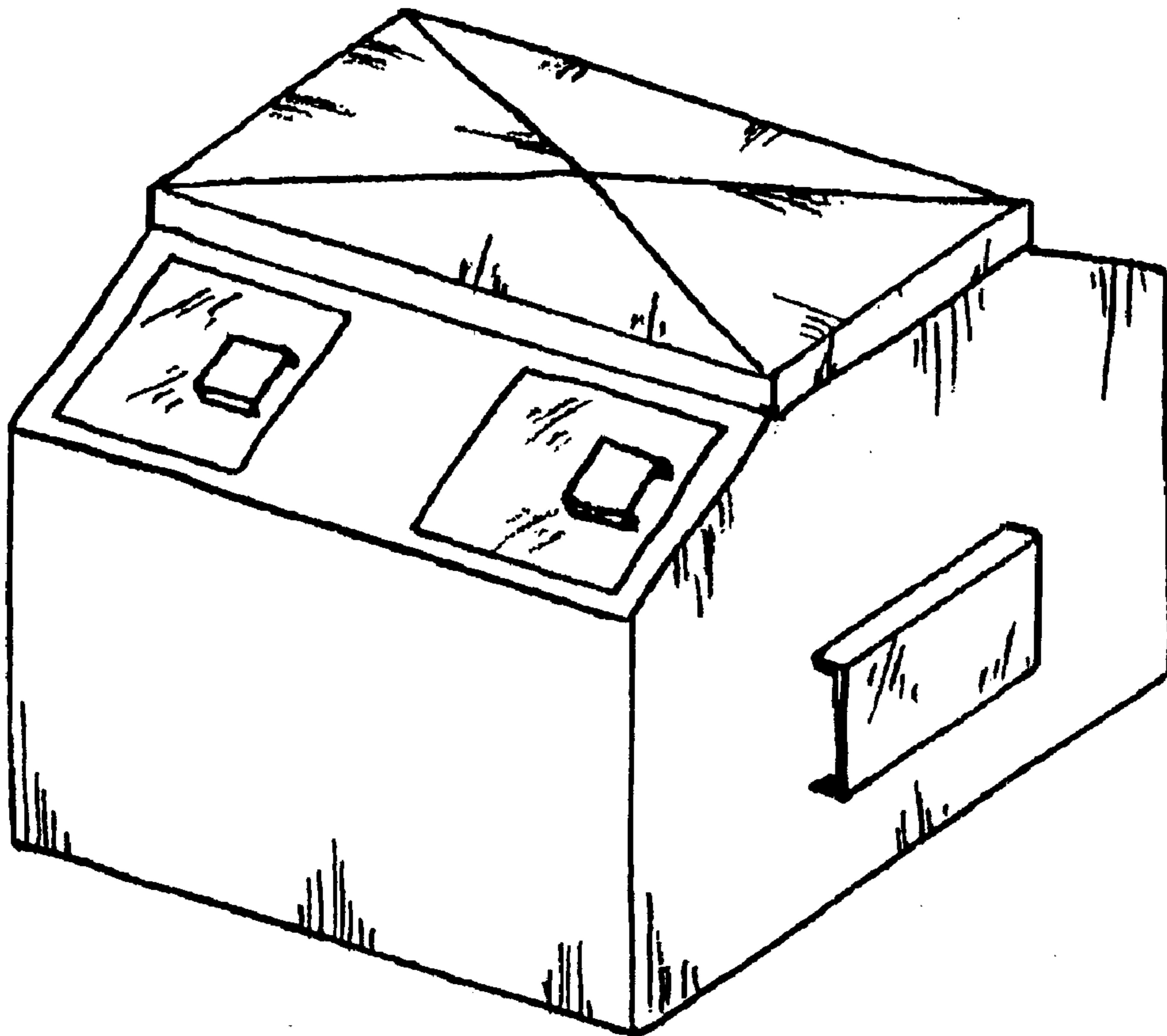


Fig. 2

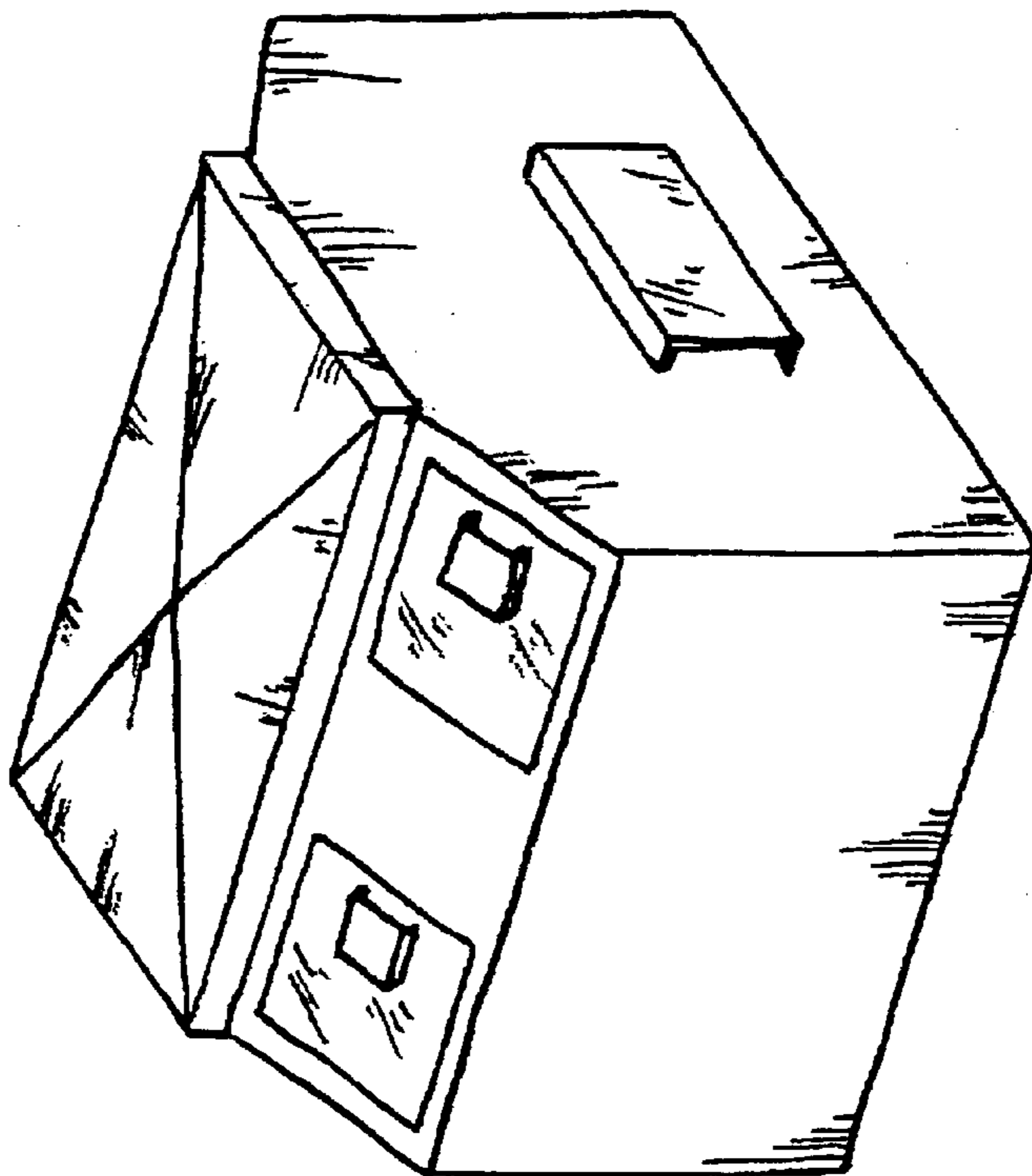
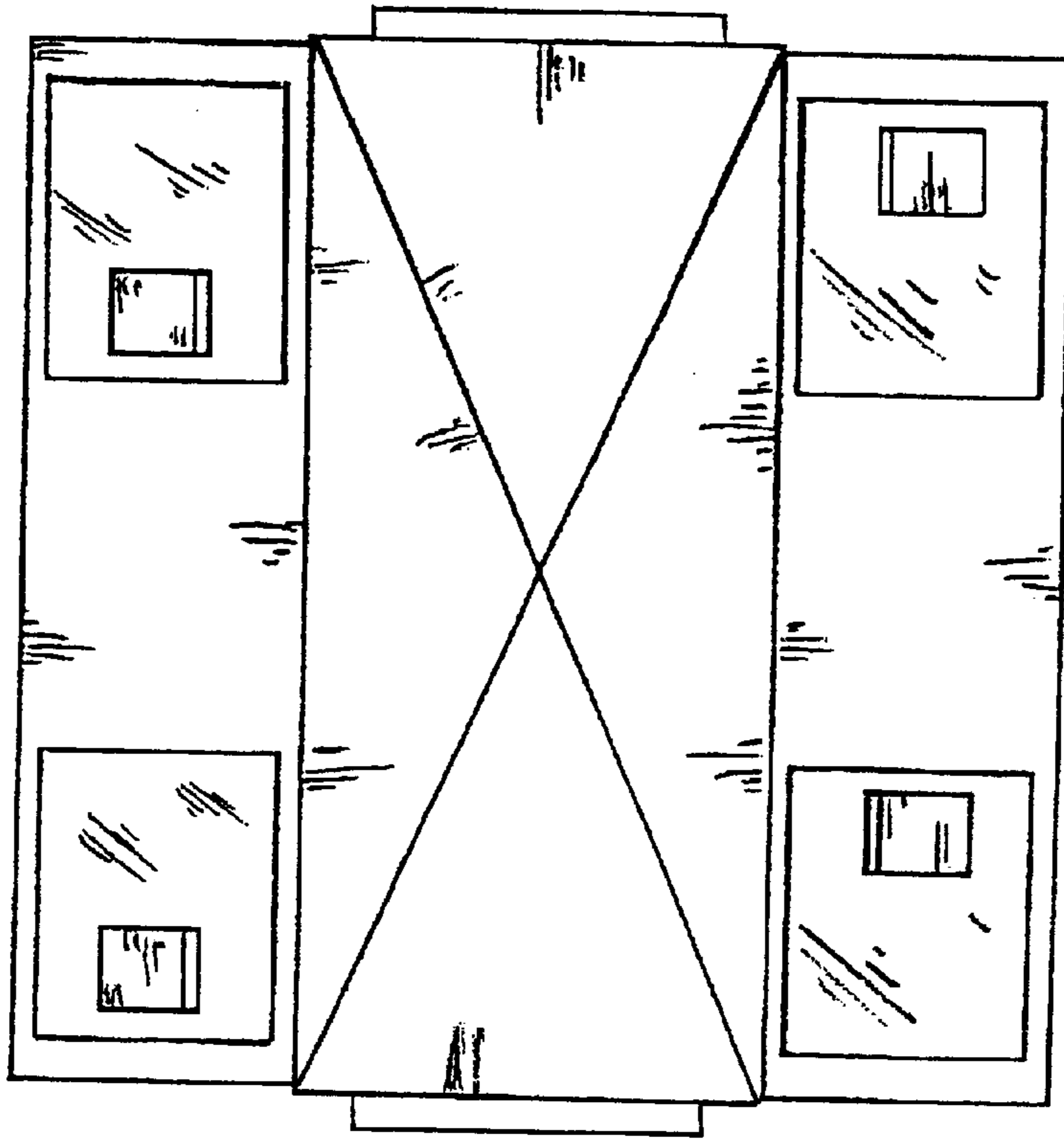


Fig. 1

Fig. 4

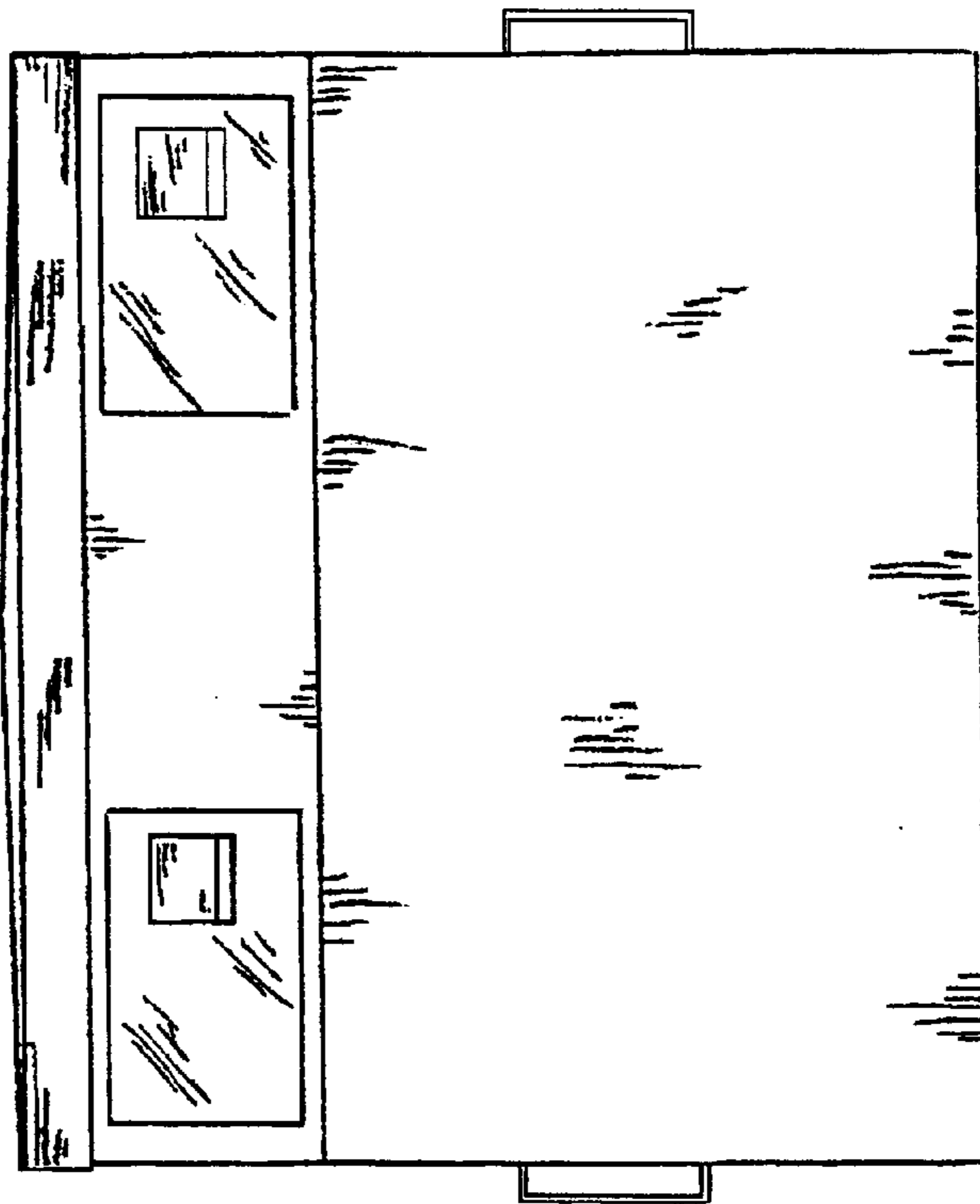


Fig. 3

