



US00D459836S

(12) **United States Design Patent**
Chen

(10) **Patent No.:** **US D459,836 S**

(45) **Date of Patent:** **** Jul. 2, 2002**

(54) **PIEZOELECTRIC LIGHTER**

(76) Inventor: **Peter Chen**, 11135 E. Rush St., Suite B., S. El Monte, CA (US) 91733

(**) Term: **14 Years**

(21) Appl. No.: **29/146,952**

(22) Filed: **Aug. 20, 2001**

(51) **LOC (7) Cl.** **27-05**

(52) **U.S. Cl.** **D27/148**

(58) **Field of Search** D27/141, 148,
D27/152, 154, 155, 157; 431/253, 254-256,
146; D13/127; 313/118

(56) **References Cited**

U.S. PATENT DOCUMENTS

995,463 A * 6/1911 Hubert 431/146
5,998,912 A * 12/1999 Schwab 313/118

* cited by examiner

Primary Examiner—Jennifer Rivard

(74) *Attorney, Agent, or Firm*—Raymond Y. Chan; David and Raymond Patent Group

(57) **CLAIM**

The ornamental design for a piezoelectric lighter, as shown and described.

DESCRIPTION

FIG. 1 is a perspective view showing my new design.

FIG. 2 is a front view thereof.

FIG. 3 is a rear view thereof.


FIG. 4 is a right end view thereof.

FIG. 5 is a left end view thereof.

FIG. 6 is side view thereof, wherein the top ignition button is pushed downwards to illustrate the piezoelectric lighter in ignition condition; and,

FIG. 7 is a top view of FIG. 6, wherein the top ignition button is pushed downwards to illustrate the piezoelectric lighter in ignition condition.

1 Claim, 7 Drawing Sheets






FIG. 1




FIG. 2




FIG. 3




FIG. 4




FIG. 5




FIG. 6




FIG. 7