



US00D459828S

(12) **United States Design Patent**
Dolan

(10) **Patent No.:** **US D459,828 S**

(45) **Date of Patent:** **** Jul. 2, 2002**

(54) **CHANDELIER**

(76) **Inventor:** **Patrick S. Dolan**, 1901 NW. Upshur,
Portland, OR (US) 97209

(**) **Term:** **14 Years**

(21) **Appl. No.:** **29/148,851**

(22) **Filed:** **Sep. 28, 2001**

(51) **LOC (7) Cl.** **26-03**

(52) **U.S. Cl.** **D26/86; D26/81**

(58) **Field of Search** **D26/72, 80-92,**
D26/142-144, 152, 155; 362/147, 404-408,
432

Basic Source, Rohnert Park, CA, 2000, p. 71 # 20-307-1Fg.
Forecast, Elgin, IL, 2000, #F27372 p. 14 Model # F790-40.
Elk Lighting, Summit Hill, PA, Cat. 2101, 2000 p. 43 Model
1778/6t3.

Celina, Taipei, Taiwan, 1998, p. 15 # 5002/05.

Corbett, Carrollton, TX, 2000, p. 31 # 5926-06.

Art Craft, Champlain, NY, 1995, p. 11 # AC1388.

Kichler, Cleveland, OH, Cat. 100, 2000, p. 4 # 2489 TGP.

Hilite Mfg., Sante Fe Springs, CA, 1994, p. 7 Model
H8024D.

AF Ltg, Pompano Beach, FL, 1998, p. 2
#3007-15-CHS-MG.

Transglobe, N. Hollywood, CA, 2000, p. 20 # 11199.

Arcraft, Champlain, NY, 1999, p. 3 # AC1278.

* cited by examiner

(56) **References Cited**

U.S. PATENT DOCUMENTS

| | | | |
|------------|----------|-------|--------------|
| D372,551 S | 8/1996 | Dolan | |
| D373,003 S | 8/1996 | Dolan | |
| D380,571 S | 7/1997 | Dolan | |
| D430,947 S | 9/2000 | Dolan | |
| D440,681 S | 4/2001 | Dolan | |
| D440,685 S | 4/2001 | Dolan | |
| D441,123 S | * 4/2001 | Dolan | D26/86 |
| D441,900 S | * 5/2001 | Dolan | D26/86 |

OTHER PUBLICATIONS

Kenroy, Jacksonville, FL, 2001, p. 7 # 6640 BNI.

International, St. Louis, MO, 2000, p. 4 # 23541-55.

Designers Fountain, Rancho Dominguez, CA, 2000, p. 18 #
5738-OB.

Progress, Spartanburg, SC, Cat. 124, 2000 # P4051-27 p.
25.

Primary Examiner—Alan P. Douglas

Assistant Examiner—Clare E. Heflin

(57) **CLAIM**

The ornamental design for a chandelier, as shown and
described.

DESCRIPTION

FIG. 1 is a perspective view thereof;

FIG. 2 is a front elevational view thereof;

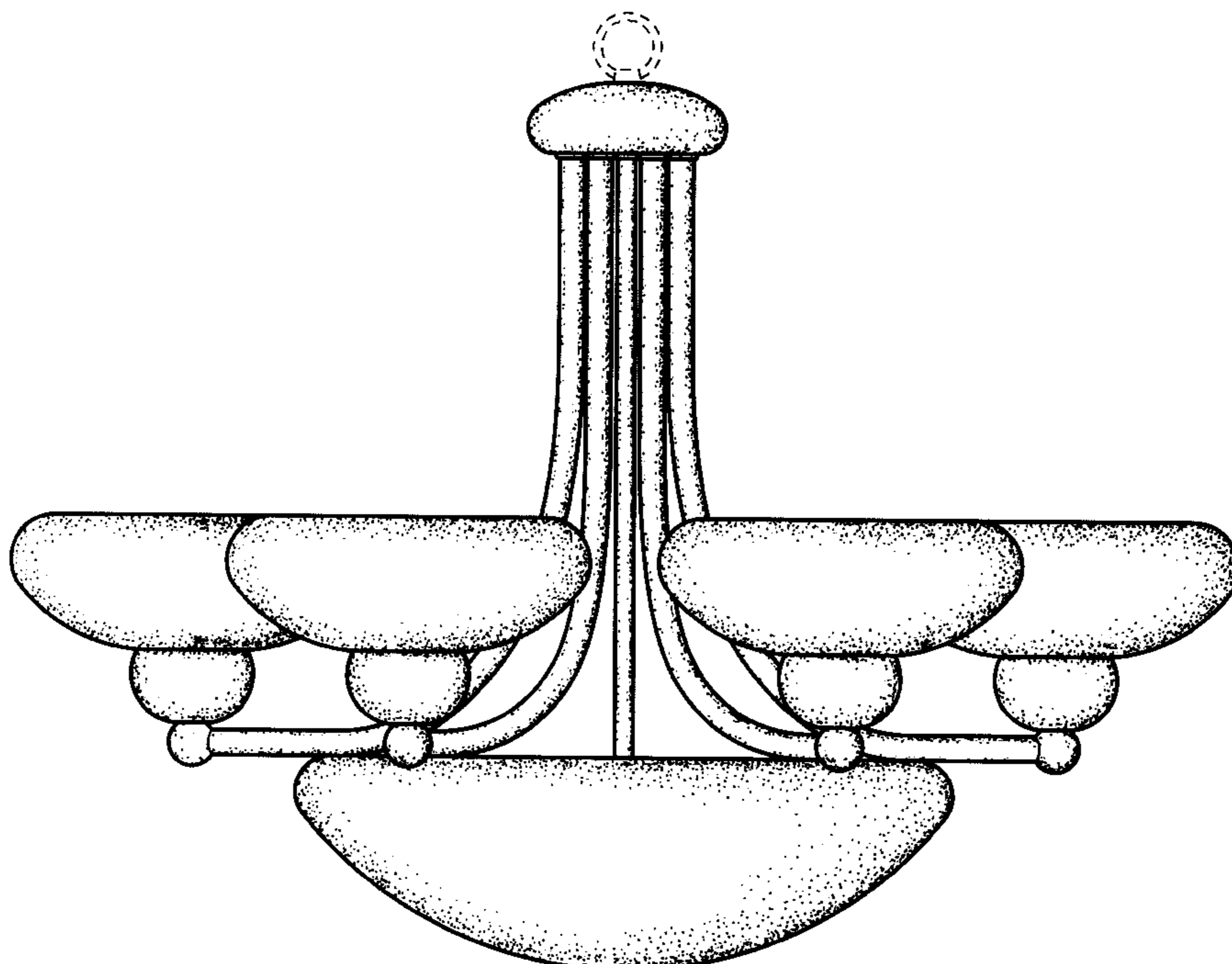
FIG. 3 is a right side view, the left side view being identical;

FIG. 4 is a top view thereof; and,

FIG. 5 is a bottom plan view thereof.

The broken lines shown in the drawing are environmental
only and form no part of the claimed design.

1 Claim, 5 Drawing Sheets



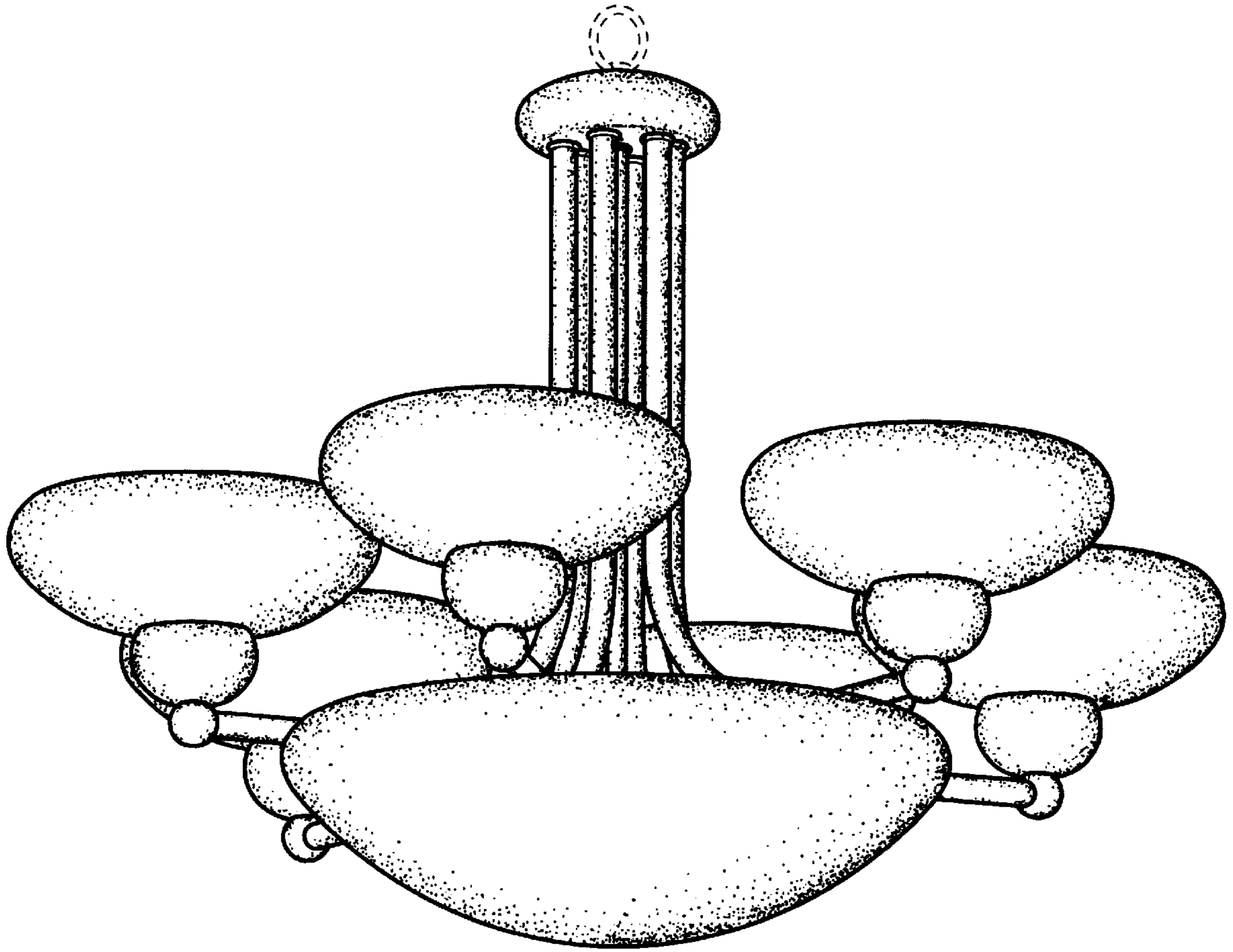


FIG. 1

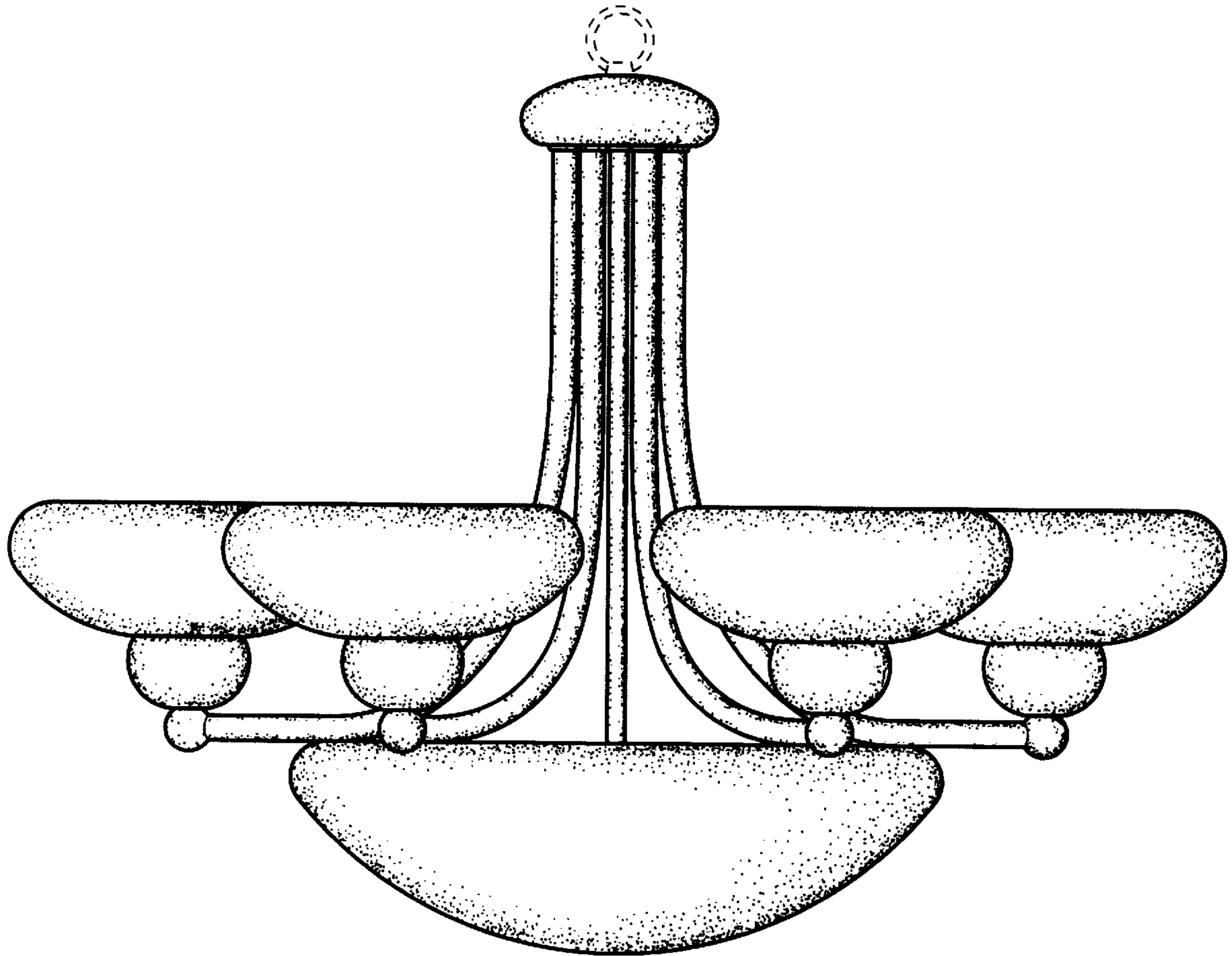


FIG. 2

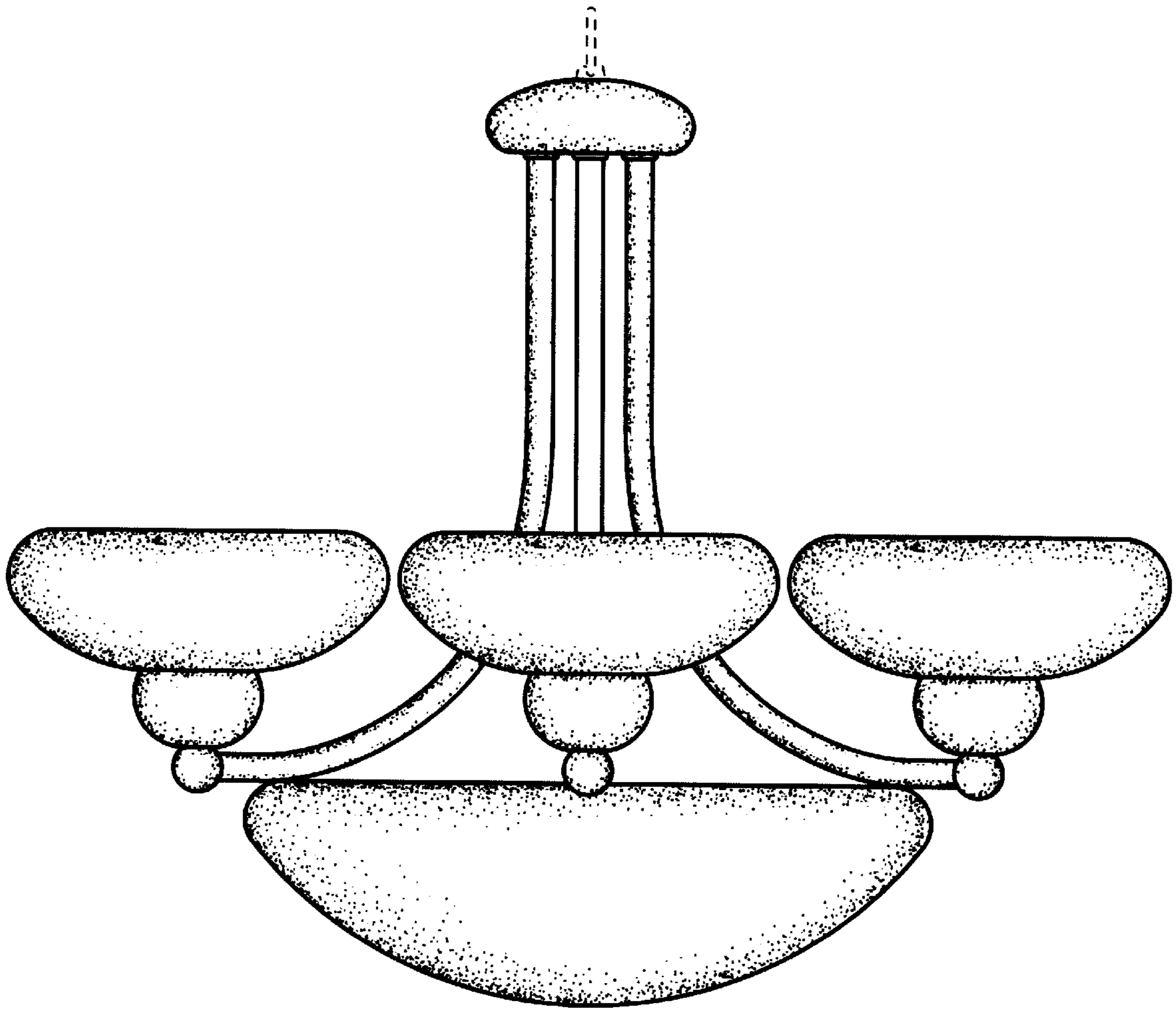


FIG. 3

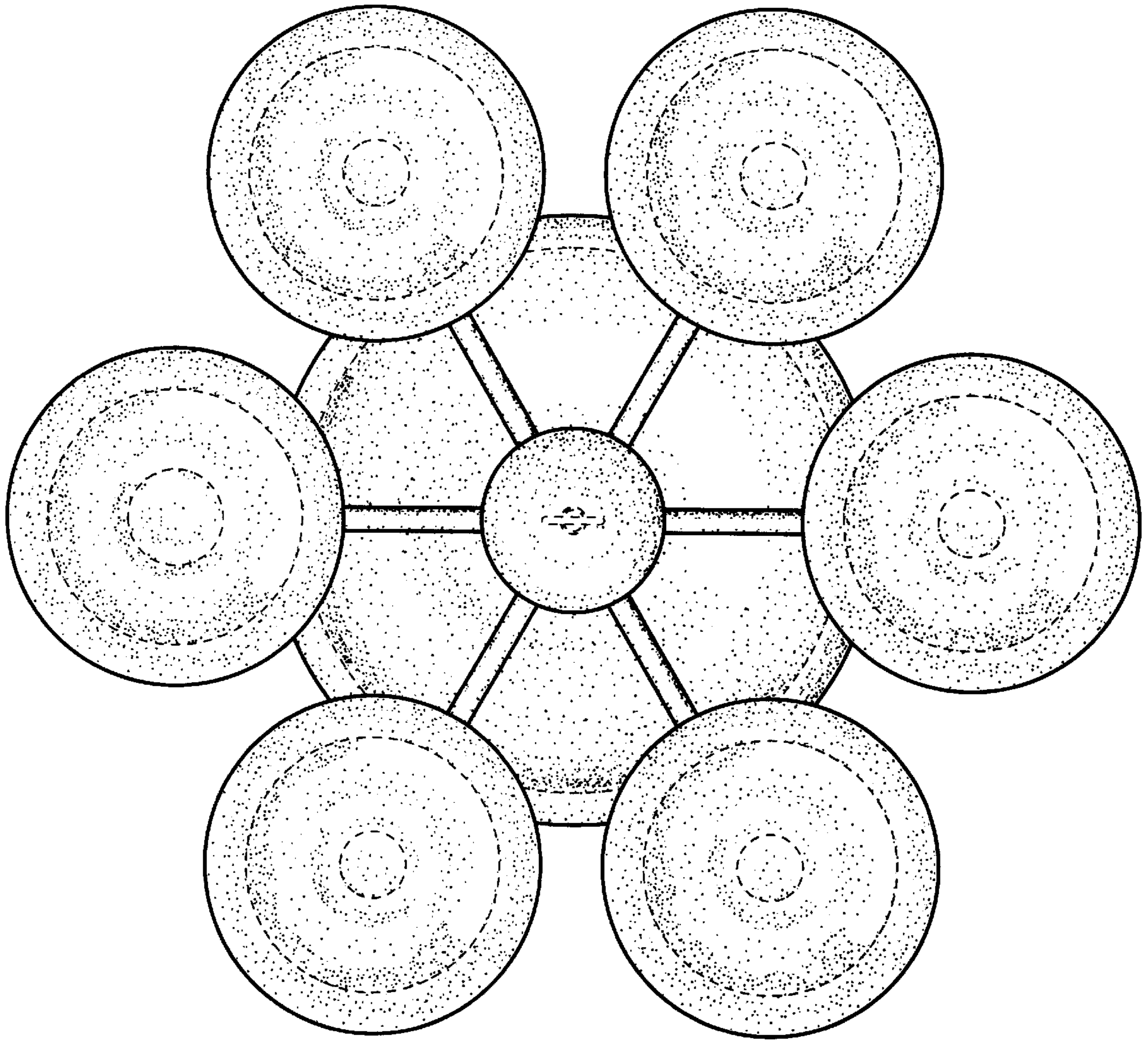


FIG. 4

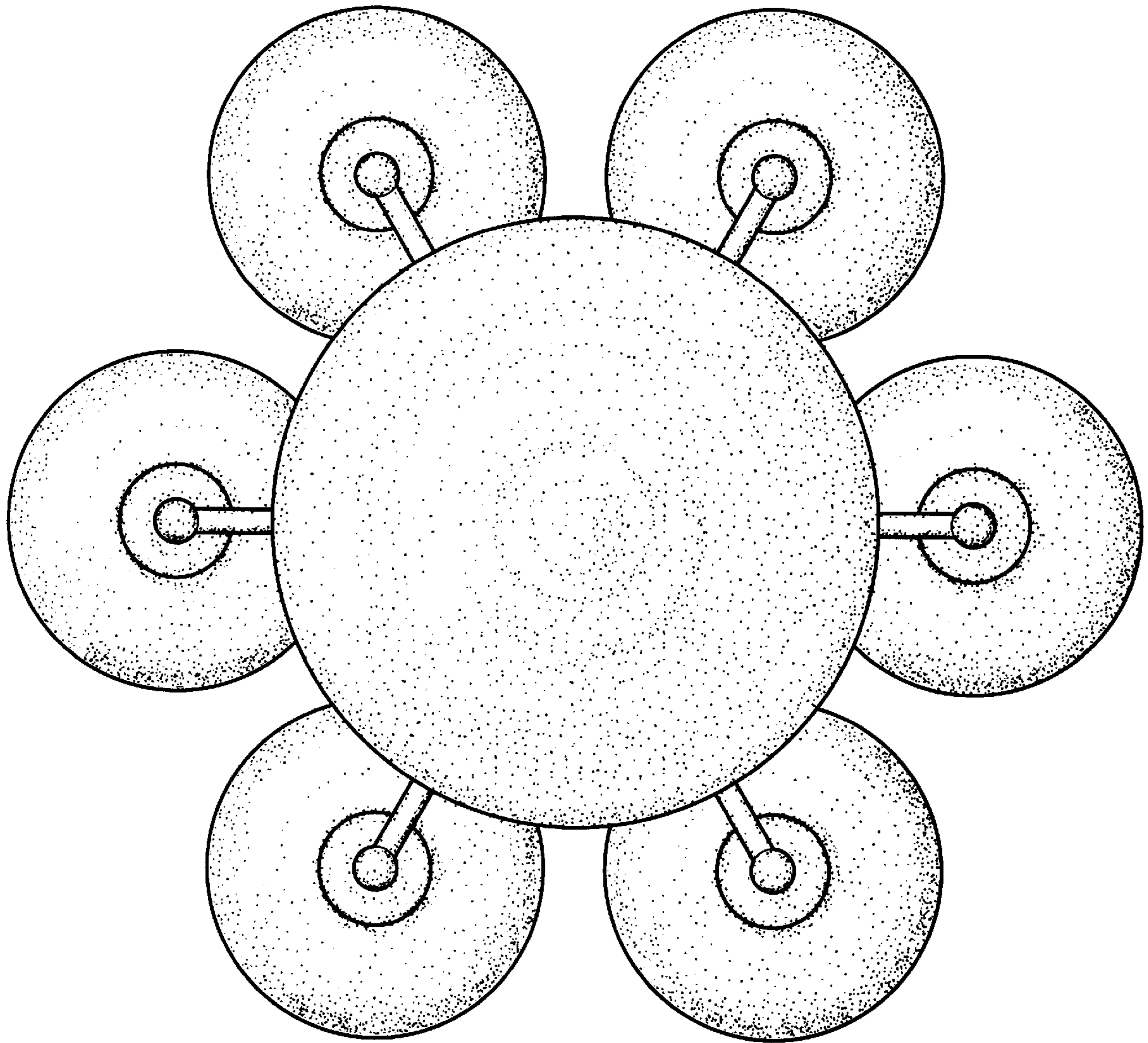


FIG. 5