



US00D459826S

(12) **United States Design Patent**
Dolan

(10) **Patent No.:** **US D459,826 S**

(45) **Date of Patent:** **** Jul. 2, 2002**

(54) **CHANDELIER**

(76) Inventor: **Patrick S. Dolan**, 1901 NW. Upshur,
Portland, OR (US) 97209

(**) Term: **14 Years**

(21) Appl. No.: **29/148,874**

(22) Filed: **Sep. 28, 2001**

(51) **LOC (7) Cl.** **26-03**

(52) **U.S. Cl.** **D26/81; D26/86**

(58) **Field of Search** D26/72, 80-92,
D26/142-144, 152, 155; 362/147, 404-408,
432

(56) **References Cited**

U.S. PATENT DOCUMENTS

D372,551 S	8/1996	Dolan
D373,003 S	8/1996	Dolan
D380,571 S	7/1997	Dolan
D430,947 S	9/2000	Dolan
D440,681 S	4/2001	Dolan
D440,685 S	4/2001	Dolan

OTHER PUBLICATIONS

Framburg Catalog 2000; Dec. 1999; p. 16; item #8305.*
 Kenroy, Jacksonville, FL, 2001, p. 7 #6640 BN1.
 International, St. Louis, Mo, 2000, p. 4 #23541-55.
 Designers Fountain, Rancho Dominguez, CA, 2000, p. 18
 #5738-0B.
 Progress, Spartanburg SC, Cat. 124, 2000 #P4051-27 p. 25.
 Basic Source, Rohnert Park, CA, 2000, p. 71 #20-307-1Fg.
 Forecast, Elgin, IL, 2000, #F27372 p. 14 Model #F790-40.

Elk Lighting, Summit Hill, PA Cat.-2101, 2000 p. 43 Model
1778/643.

Celina, Taipei, Taiwan, 1998, p. 15 #5002/05.

Corbett, Carrollton, TX, 2000, p. 31 #5926-06.

Art Craft, Champlain, NY, 1995, p. 11 #Ac1388.

Kichler, Cleveland, OH, Cat. 100, 2000, p. 4 #2489 TGP.

Hilite Mfg., Sante Fe Springs, CA, 1994, p. 7 Model H8024
D.

AF Ltg, Pompano Beach, FL, 1998, p. 2
#3007-15-CHS-MG.

Transglobe, N. Hollywood, CA, 2000, p. 20 #11199.

Arcraft, Champlain, NY, 1999, p. 3 #AC 1278.

* cited by examiner

Primary Examiner—Alan P. Douglas

Assistant Examiner—Clare E. Heflin

(57) **CLAIM**

The ornamental design for a chandelier, as shown and
described.

DESCRIPTION

FIG. 1 is a perspective view thereof;

FIG. 2 is a front elevational view thereof;

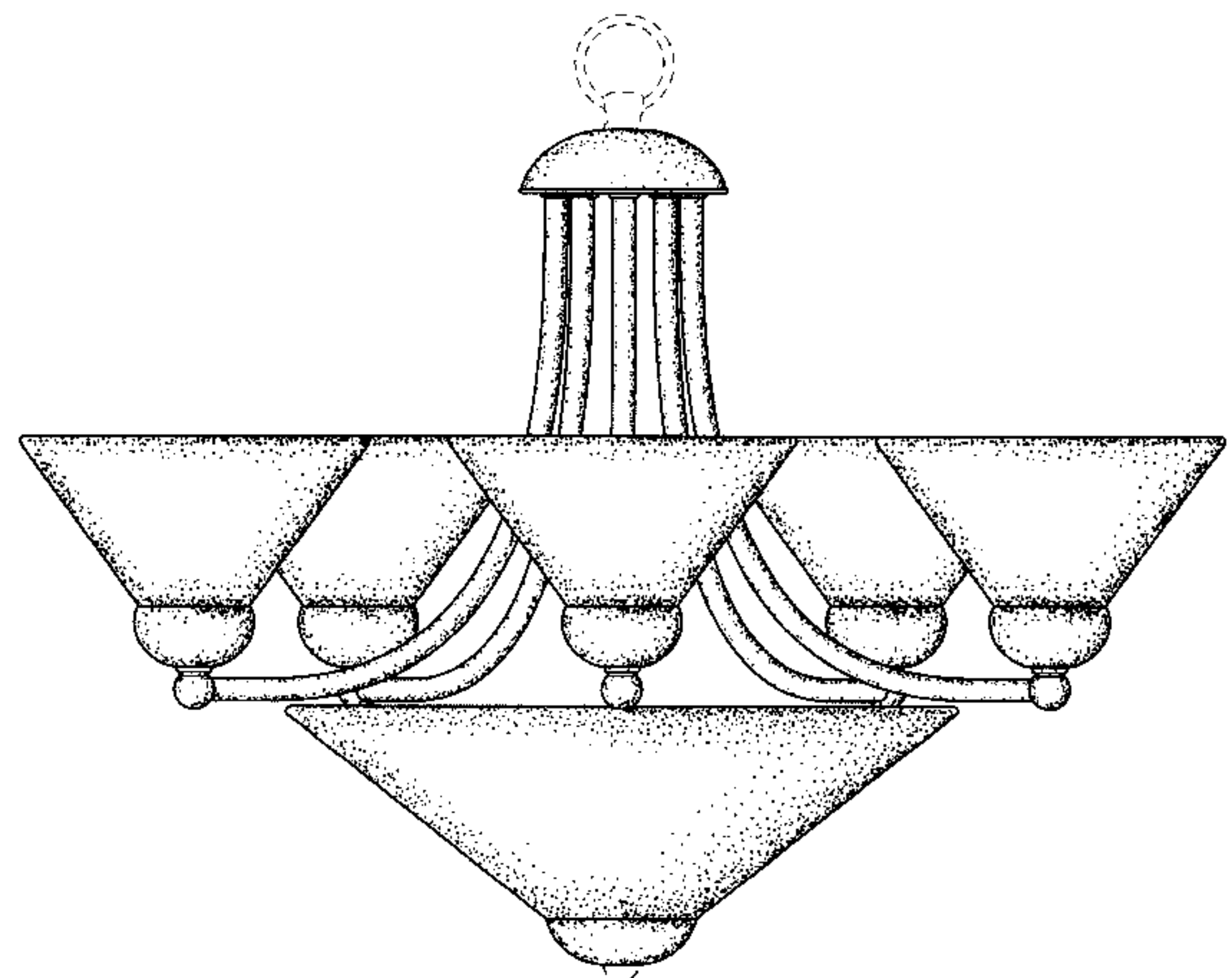
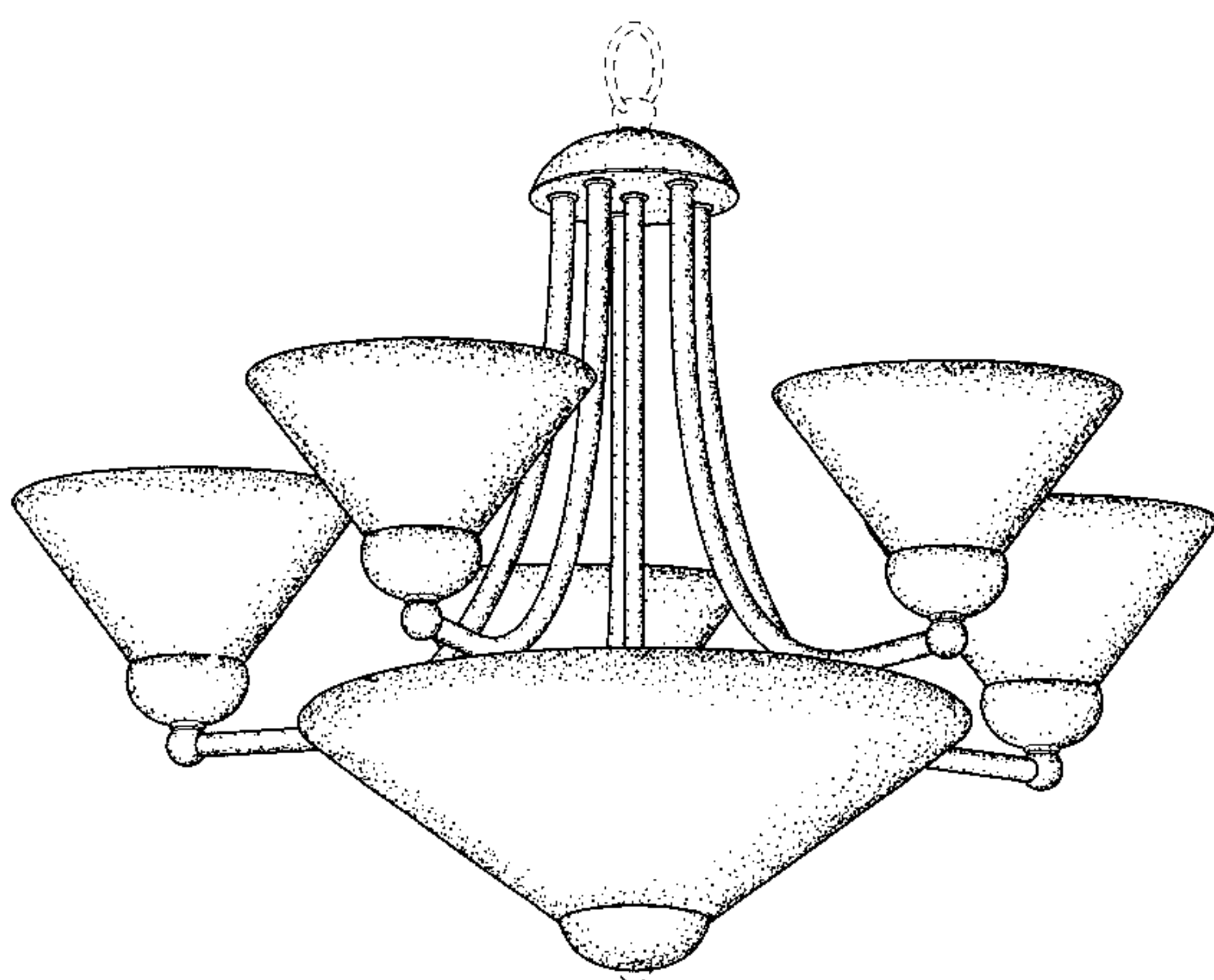
FIG. 3 is a right side view, the left side view being a mirror
image;

FIG. 4 is a top plan view thereof; and,

FIG. 5 is a bottom plan view thereof.

The broken line showing of environmental structure in
FIGS. 1-5 is for illustrative purposes only and form no part
of the claimed design.

1 Claim, 5 Drawing Sheets



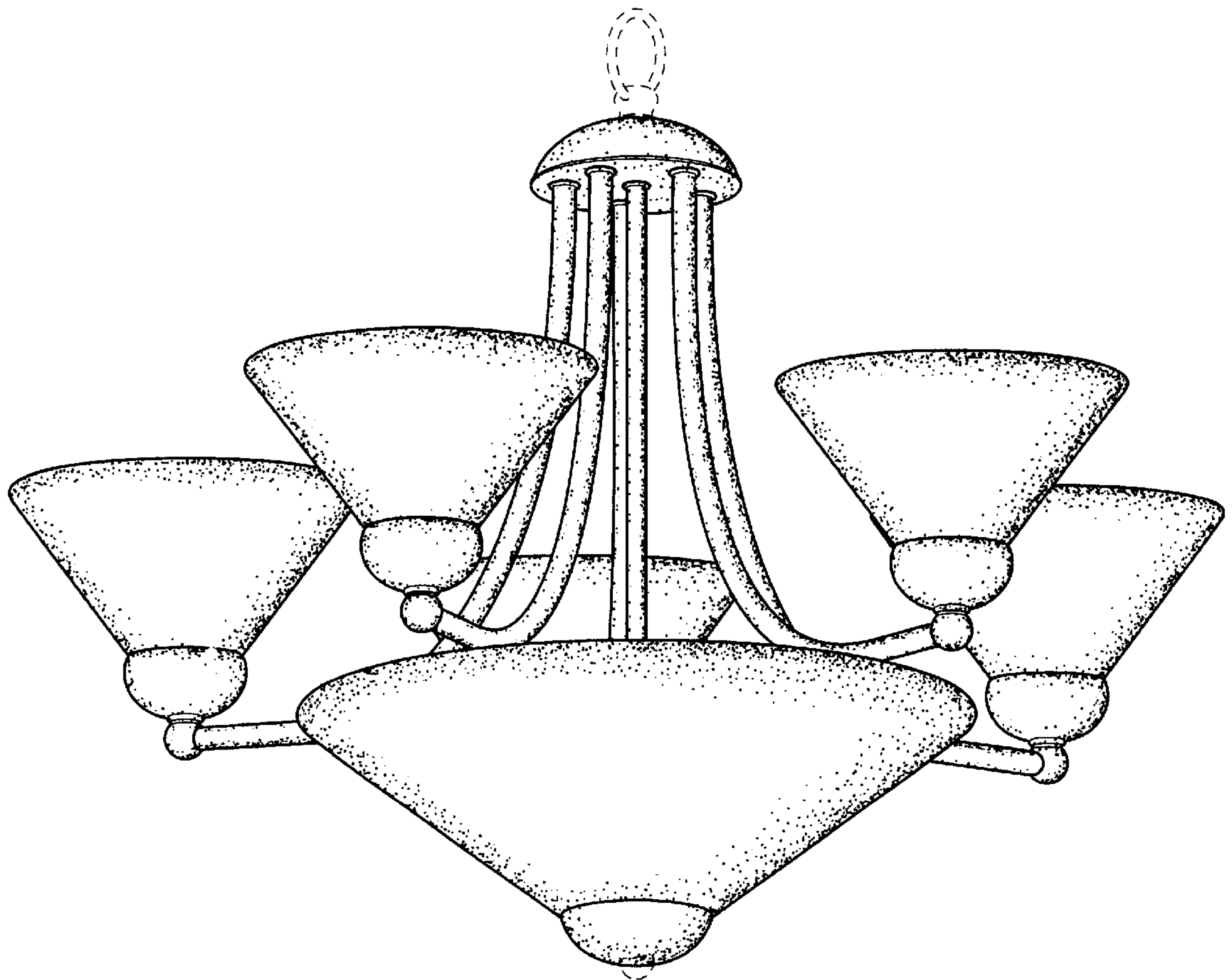


FIG. 1

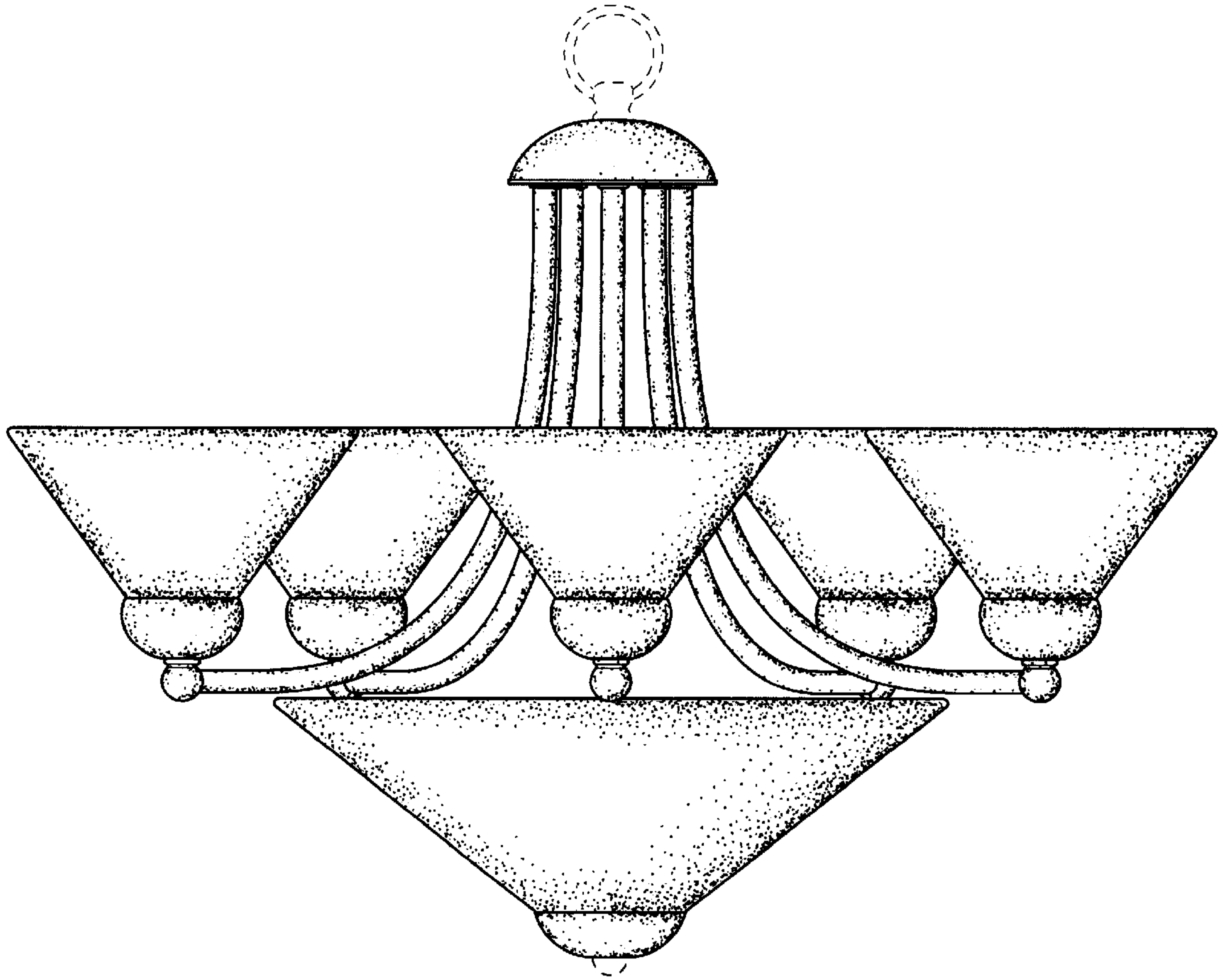


FIG. 2

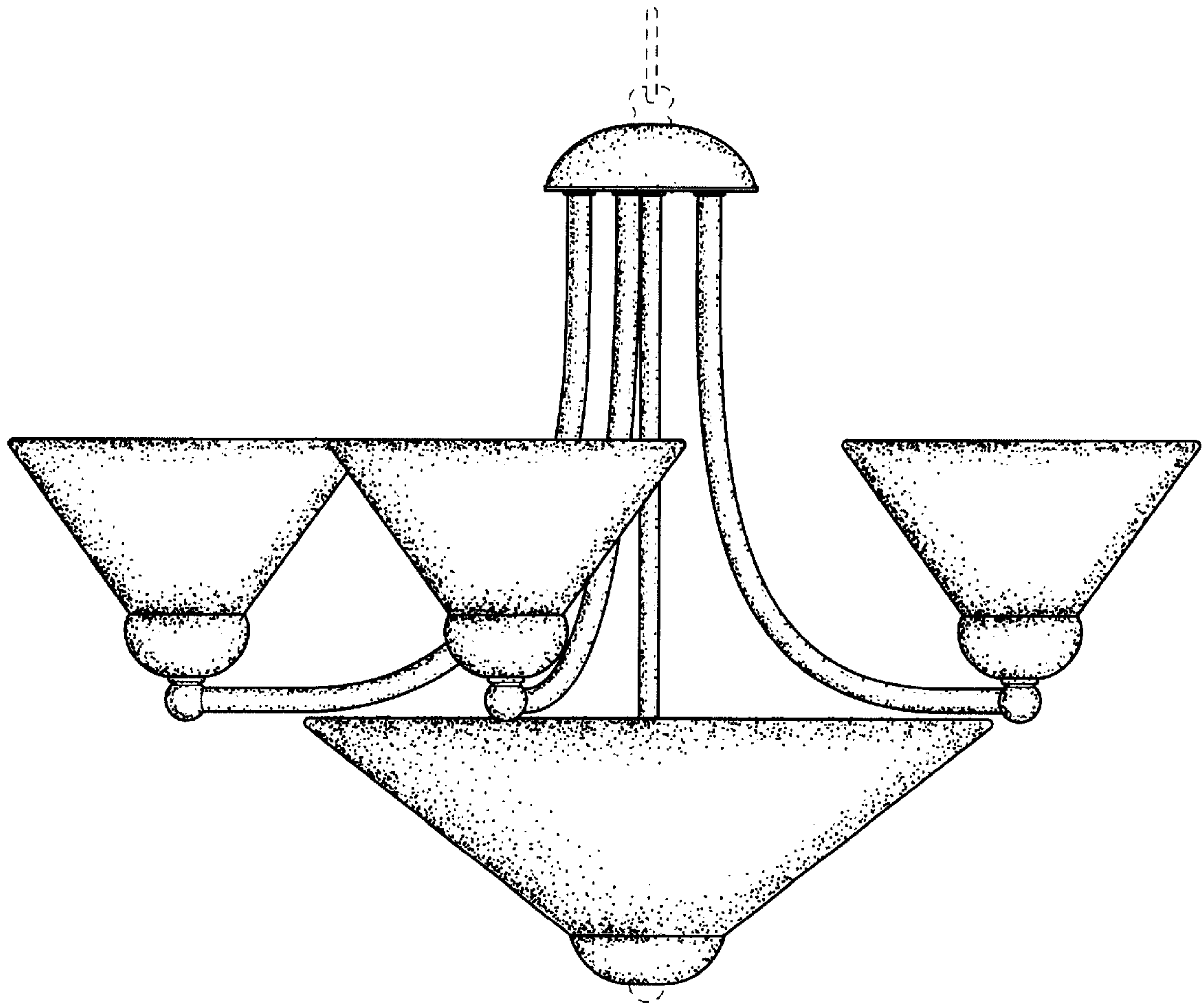


FIG. 3

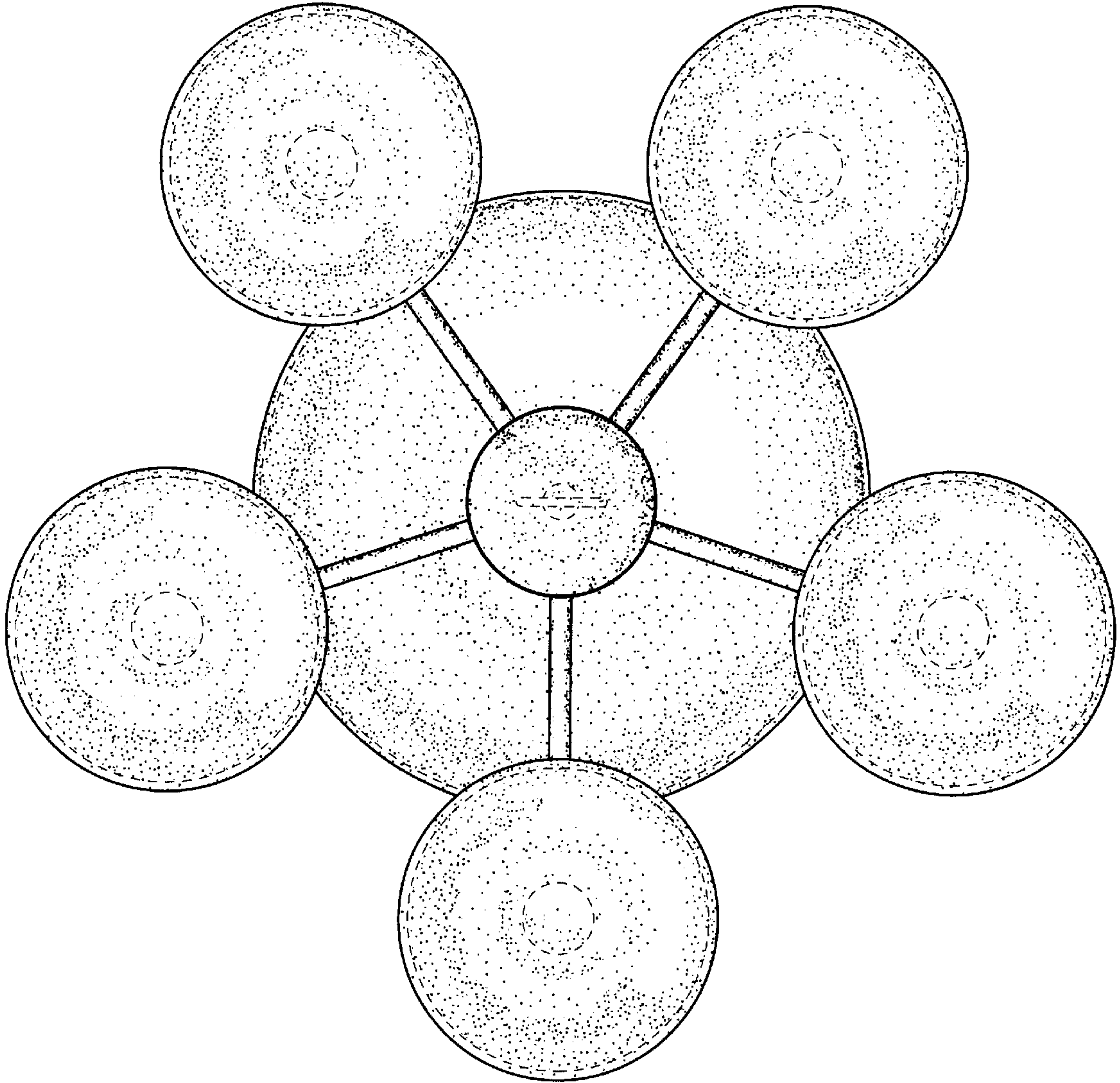


FIG. 4




FIG. 5