



US00D459779S

(12) **United States Design Patent**
Martyn, III

(10) **Patent No.:** **US D459,779 S**

(45) **Date of Patent:** **** Jul. 2, 2002**

(54) **TURF REPAIR TOOL**

(75) **Inventor:** **Harry Ellsworth Martyn, III,**
Bethlehem, PA (US)

(73) **Assignee:** **Green Angels, LLC,** Easton, PA (US)

(**) **Term:** **14 Years**

(21) **Appl. No.:** **29/143,453**

(22) **Filed:** **Jun. 14, 2001**

(51) **LOC (7) Cl.** **21-02**

(52) **U.S. Cl.** **D21/793**

(58) **Field of Search** D21/793; D7/649,
D7/664, 683; D8/26, 88; 473/286, 408;
223/118

(56) **References Cited**

U.S. PATENT DOCUMENTS

1,522,922	A	*	1/1925	Smiley	223/118
2,300,866	A	*	11/1942	Bernstein	223/118
3,456,737	A		7/1969	Rhyme		
3,618,673	A		11/1971	Gossett		
D230,128	S	*	1/1974	Fistler	D8/26

3,870,299	A		3/1975	Howe		
4,007,928	A		2/1977	Doubt		
D264,369	S	*	5/1982	Jackson	D21/793
D383,516	S		9/1997	Stevens		
D385,323	S		10/1997	Horton		
D436,152	S		1/2001	Sanford, III		
6,217,465	B1	*	4/2001	Kenia	473/408

* cited by examiner

Primary Examiner—Mitchell Siegel
(74) *Attorney, Agent, or Firm*—Charles A. Wilkinson;
Clinton H. Wilkinson

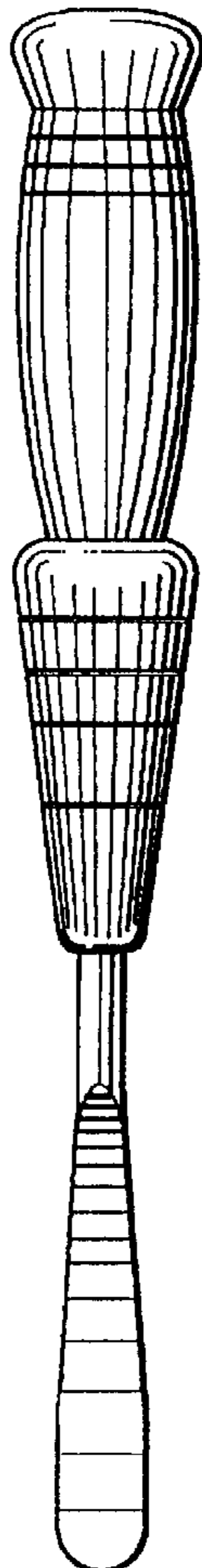
(57) **CLAIM**

I claim the ornamental design for the turf repair tool, as shown and described.

DESCRIPTION

FIG. 1 is a front view of the turf divot tool;
FIG. 2 is a right side view thereof, the left side view being a mirror image;
FIG. 3 is a back view thereof;
FIG. 4 is a top end view thereof; and,
FIG. 5 is a bottom end view thereof.

1 Claim, 1 Drawing Sheet






Fig. 1




Fig. 2




Fig. 3

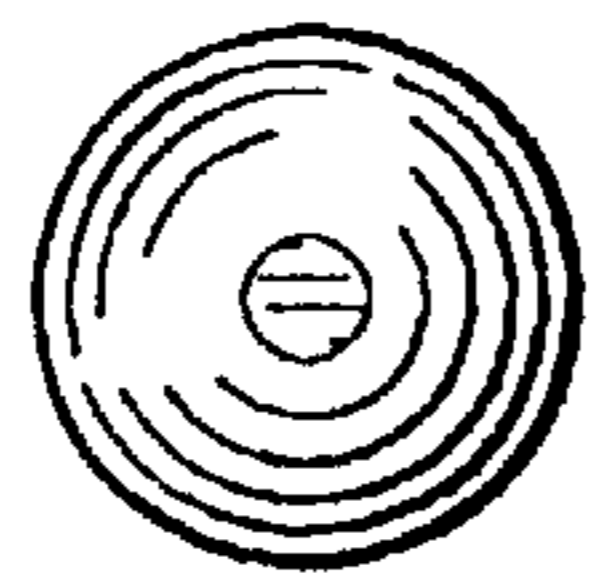


Fig. 4



Fig. 5