



US00D459765S

(12) **United States Design Patent**
Bao

(10) **Patent No.:** **US D459,765 S**

(45) **Date of Patent:** **** Jul. 2, 2002**

(54) **TOY**

(75) **Inventor:** **Wei Gang Bao, Hefei (CN)**

(73) **Assignee:** **Golden Bright Manufacturer Ltd.,
Kowloon (HK)**

(**) **Term:** **14 Years**

(21) **Appl. No.:** **29/145,348**

(22) **Filed:** **Jul. 20, 2001**

(30) **Foreign Application Priority Data**

May 9, 2001 (HK) 0110673

(51) **LOC (7) Cl.** **21-01**

(52) **U.S. Cl.** **D21/442; D21/454**

(58) **Field of Search** **D21/398, 436,
D21/441, 442, 454; 446/34-45**

(56) **References Cited**

U.S. PATENT DOCUMENTS

- 2,189,763 A * 2/1940 Schimpffe 446/39
- D158,936 S * 6/1950 Crowder D21/442
- D162,048 S * 3/1951 Hartman D21/454
- D169,558 S * 5/1953 Nagler D21/442
- D199,681 S * 12/1964 Bross D21/442

- 3,555,720 A * 1/1971 Dattilo 446/41
- D249,377 S * 9/1978 Takahashi D21/454
- 5,362,065 A * 11/1994 Su 446/41
- 5,474,482 A * 12/1995 Davidson 446/41
- 5,545,068 A * 8/1996 Asbaghi 446/39
- D412,049 S * 7/1999 Wu D21/436

* cited by examiner

Primary Examiner—Dominic Simone

(74) *Attorney, Agent, or Firm*—Merchant & Gould P.C.

(57) **CLAIM**

The ornamental design for a toy, as shown and described.

DESCRIPTION

FIG. 1 is a front elevational view of a toy showing my new design;

FIG. 2 is a rear elevational view thereof;

FIG. 3 is a left side view thereof;

FIG. 4 is a right side view thereof;

FIG. 5 is a top elevational view thereof;


FIG. 6 is a bottom elevational view thereof;

FIG. 7 is a perspective view thereof;

FIG. 8 is a top view with the helicopter piece removed; and,

FIG. 9 is a perspective view with the helicopter piece removed.

1 Claim, 9 Drawing Sheets






FIG. 1



FIG. 2



FIG.3



FIG. 4




FIG. 5




FIG. 6




FIG. 7




FIG. 8



FIG. 9