



US00D459759S

(12) **United States Design Patent**
Shepherd et al.

(10) **Patent No.:** **US D459,759 S**

(45) **Date of Patent:** **** Jul. 2, 2002**

(54) **HOUSING FOR A GAMING MACHINE**

(75) Inventors: **Barry Shepherd; Stephen Cohn**, both of Sydney (AU)

(73) Assignee: **Aristocrat Technologies Australia Pty, Ltd.**, New South Wales (AU)

(**) Term: **14 Years**

(21) Appl. No.: **29/142,436**

(22) Filed: **May 25, 2001**

(30) **Foreign Application Priority Data**

Nov. 27, 2000 (AU) 3928/00

(51) **LOC (7) Cl.** **21-01**

(52) **U.S. Cl.** **D21/333; D21/325**

(58) **Field of Search** D21/324, 325, D21/328, 333, 361; 273/148 B, 274, 143 R; 463/1, 13, 26-28, 12, 46, 47; 345/156, 418, 419; 74/471

(56) **References Cited**

U.S. PATENT DOCUMENTS

3,541,256 A * 11/1970 Anders 273/148 B

5,167,413 A * 12/1992 Fulton 273/274
6,079,709 A * 6/2000 Ethridge et al. 273/148 B
D428,934 S * 8/2000 Thomas D21/325
D444,506 S * 7/2001 Isetani et al. D21/325
6,290,229 B1 * 9/2001 Perez 273/148 B

* cited by examiner

Primary Examiner—Prabhakar Deshmukh

(74) *Attorney, Agent, or Firm*—Katten Muchin Zavis Rosenman


(57) **CLAIM**

The ornamental design for housing for a gaming machine, as shown and described.

DESCRIPTION

FIG. 1 is a perspective view of a housing for a gaming machine showing our new design; FIG. 2 is a top plan view thereof; FIG. 3 is a front elevational view thereof; FIG. 4 is a right side elevational view thereof; the left side elevational view being a mirror image thereof; FIG. 5 is a rear elevational view thereof; and, FIG. 6 is a bottom plan view thereof.

1 Claim, 3 Drawing Sheets






FIG. 1

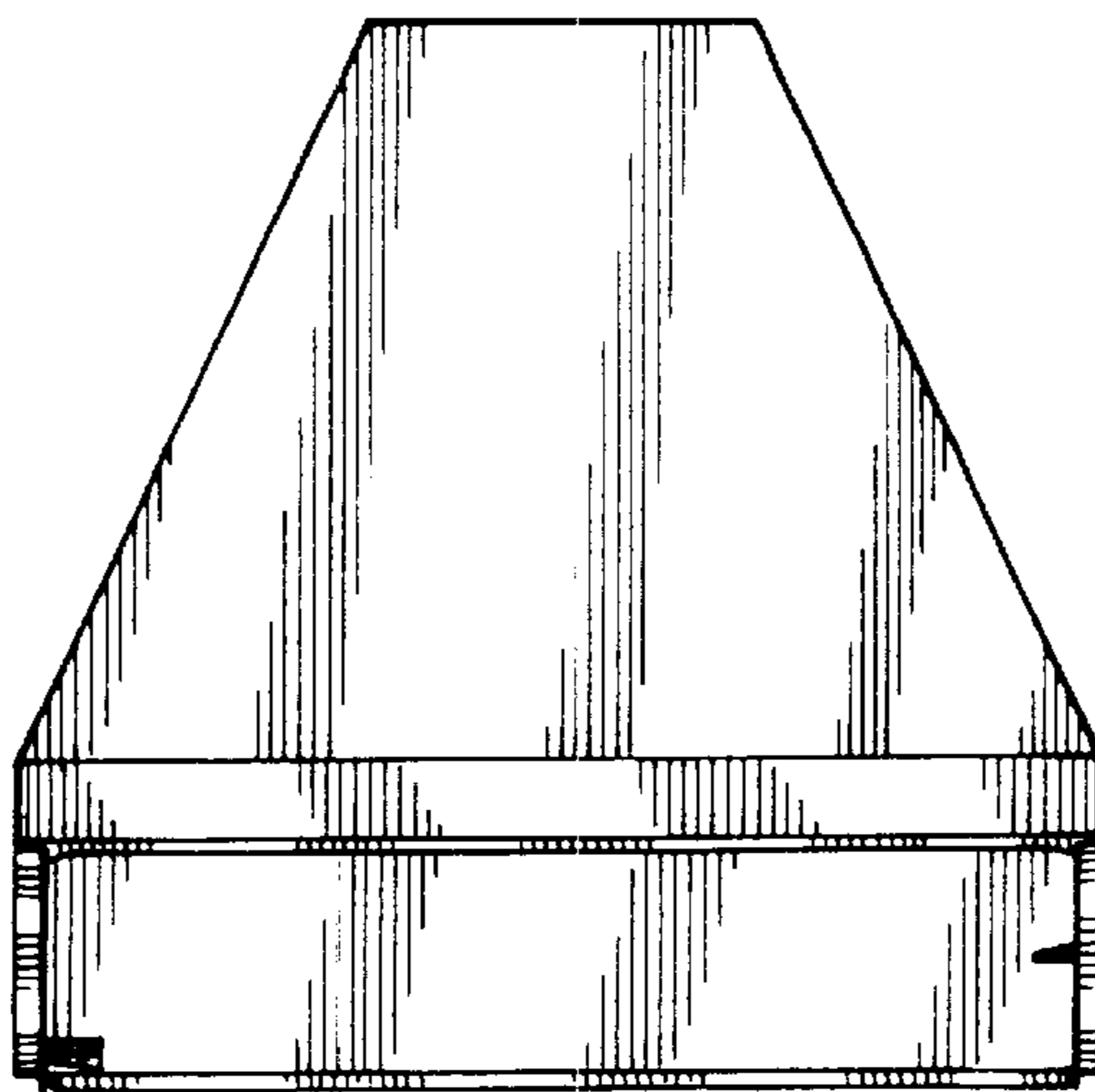


FIG. 2

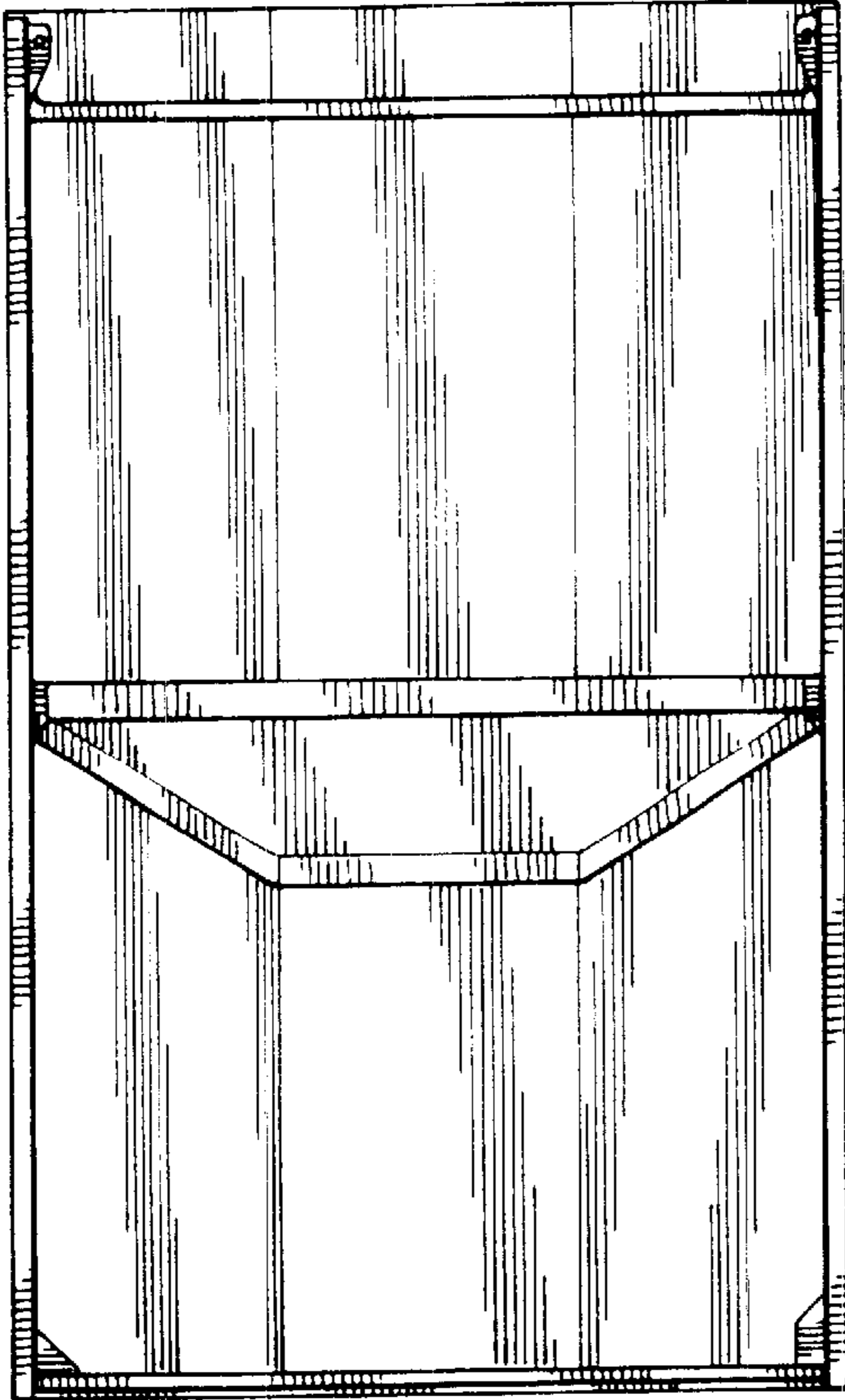


FIG. 3




FIG. 4




FIG. 5

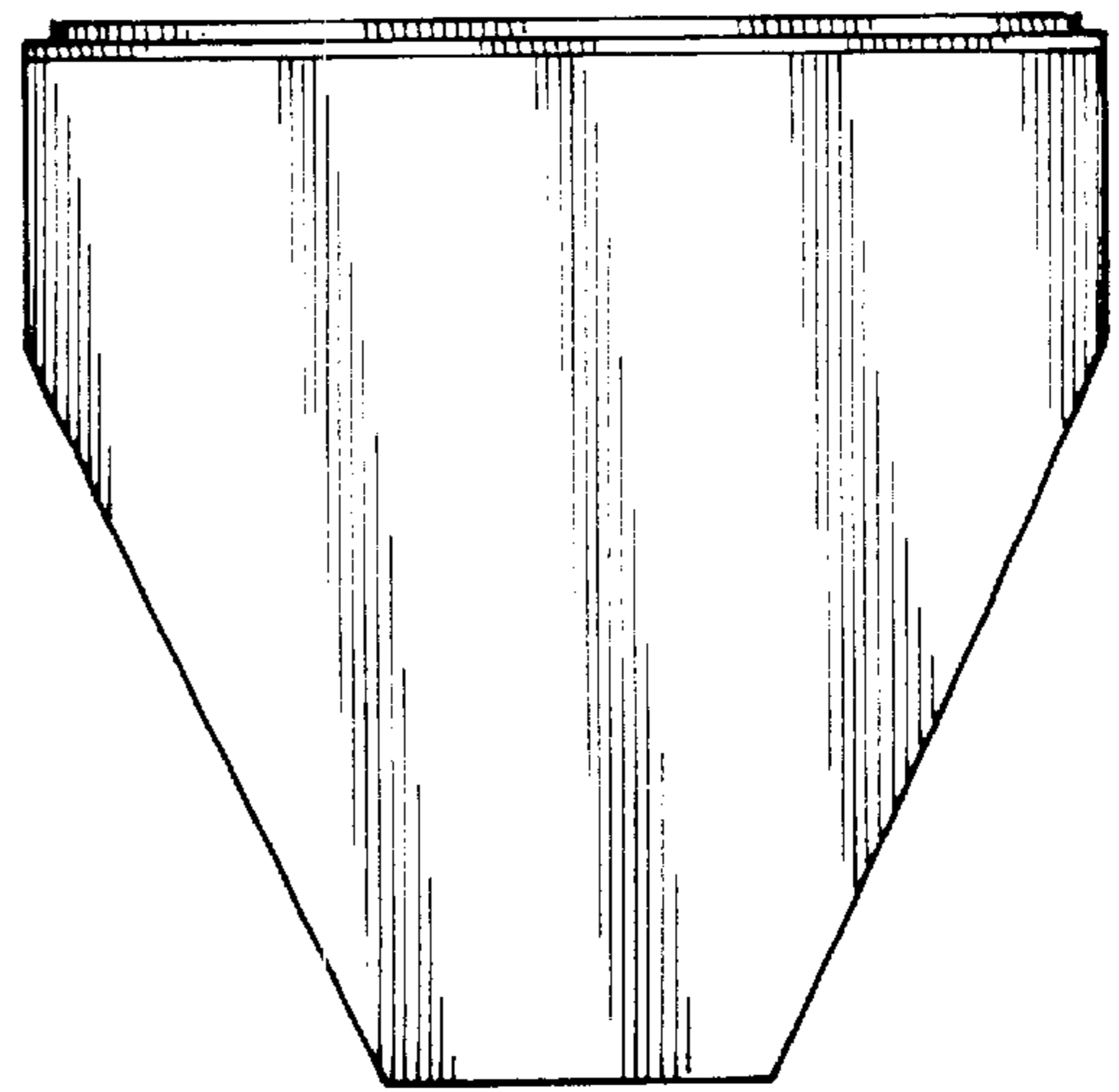


FIG. 6