



US00D459756S

(12) **United States Design Patent**
Lio et al.

(10) **Patent No.:** **US D459,756 S**

(45) **Date of Patent:** **** Jul. 2, 2002**

(54) **DISPLAY BOARD**

(75) Inventors: **Stefano Lio**; **Christine Dominik**, both of Toronto; **Geoffrey Milligan**, East York, all of (CA)

(73) Assignee: **TK Canada Limited**, Downsview (CA)

(**) Term: **14 Years**

(21) Appl. No.: **29/138,803**

(22) Filed: **Mar. 21, 2001**

(30) **Foreign Application Priority Data**

Sep. 26, 2000 (CA) 2000-2575

(51) **LOC (7) Cl.** **19-06**

(52) **U.S. Cl.** **D19/52; D19/35; D20/42**

(58) **Field of Search** D19/35, 36, 52, D19/78, 65, 100; D20/10, 29, 42; 434/408, 413-415, 417, 418, 423, 425, 428, 429, 430, 421, 422; 281/45; 40/1, 603, 790, 904, 759, 661

(56) **References Cited**

U.S. PATENT DOCUMENTS

5,035,626 A * 7/1991 Persing 434/408
5,176,522 A * 1/1993 Robertson 434/415
D339,379 S * 9/1993 Persing D19/52
D401,279 S * 11/1998 Thorp et al. D19/52

5,941,713 A * 8/1999 Wayner et al. 434/414
6,139,331 A * 10/2000 Owen 434/408
D435,593 S * 12/2000 Hellwig et al. D19/52

* cited by examiner

Primary Examiner—Martie K. Holtje

(74) *Attorney, Agent, or Firm*—Bereskin & Parr

(57) **CLAIM**

The ornamental design for a display board, as shown and described.

DESCRIPTION

FIG. 1 is a three-quarter perspective view from above of a display board in accordance with a first embodiment of our Design;

FIG. 2 is a front elevational view corresponding to FIG. 1;

FIG. 3 is a rear elevational view corresponding to FIG. 1;

FIG. 4 is an elevational view from the left in FIG. 1;

FIG. 5 is an elevational view from the right in FIG. 1;

FIG. 6 is a top plan view;

FIG. 7 is a bottom plan view;

FIG. 8 is a view similar to FIG. 1 illustrating a second embodiment of our Design; the other views are the same as FIGS. 2 to 7 respectively; and,

FIG. 9 is a view similar to FIG. 1 illustrating a third embodiment of our Design; the other views are the same as FIGS. 2 to 7 respectively.

1 Claim, 3 Drawing Sheets

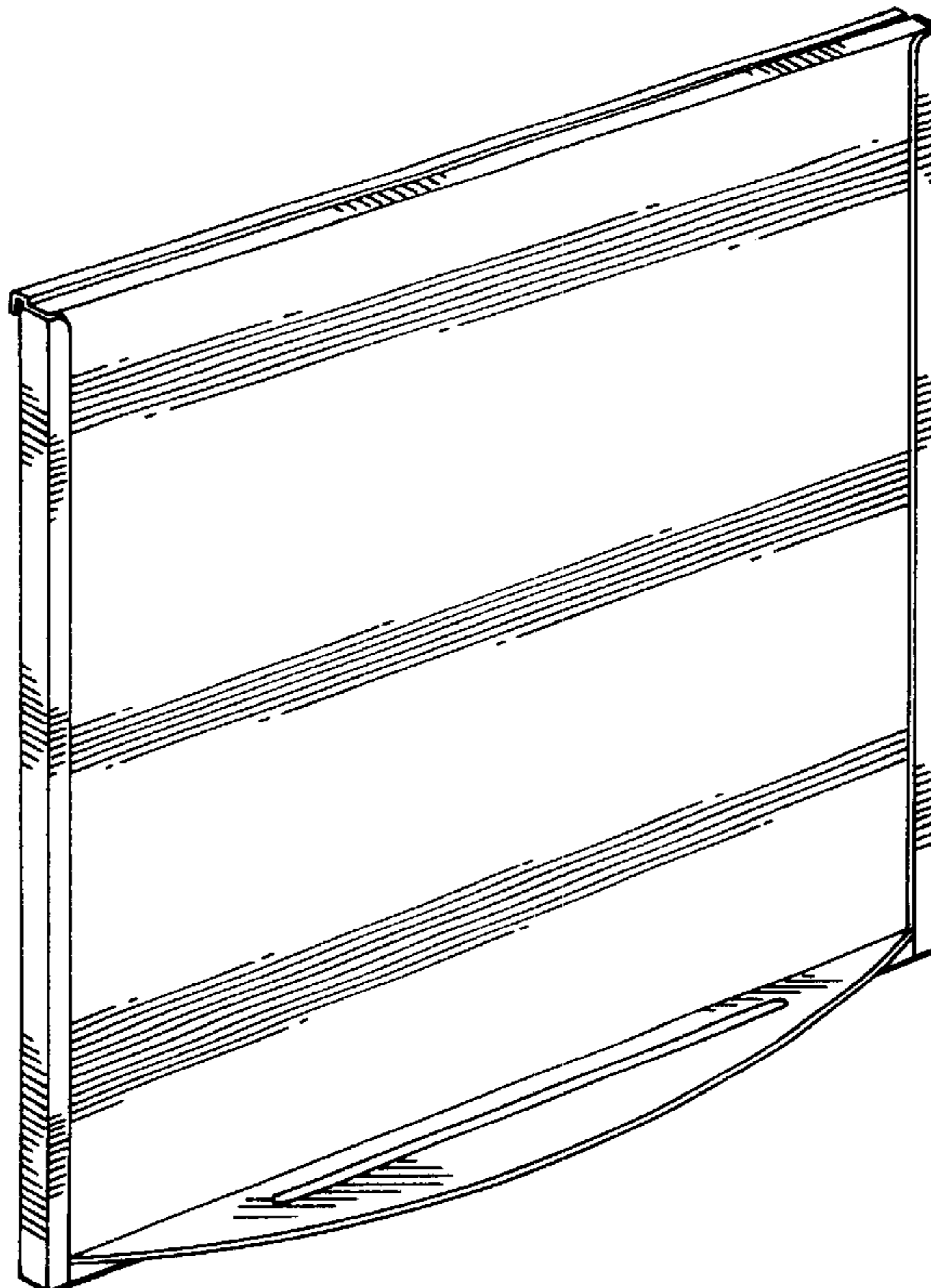


FIG.1.

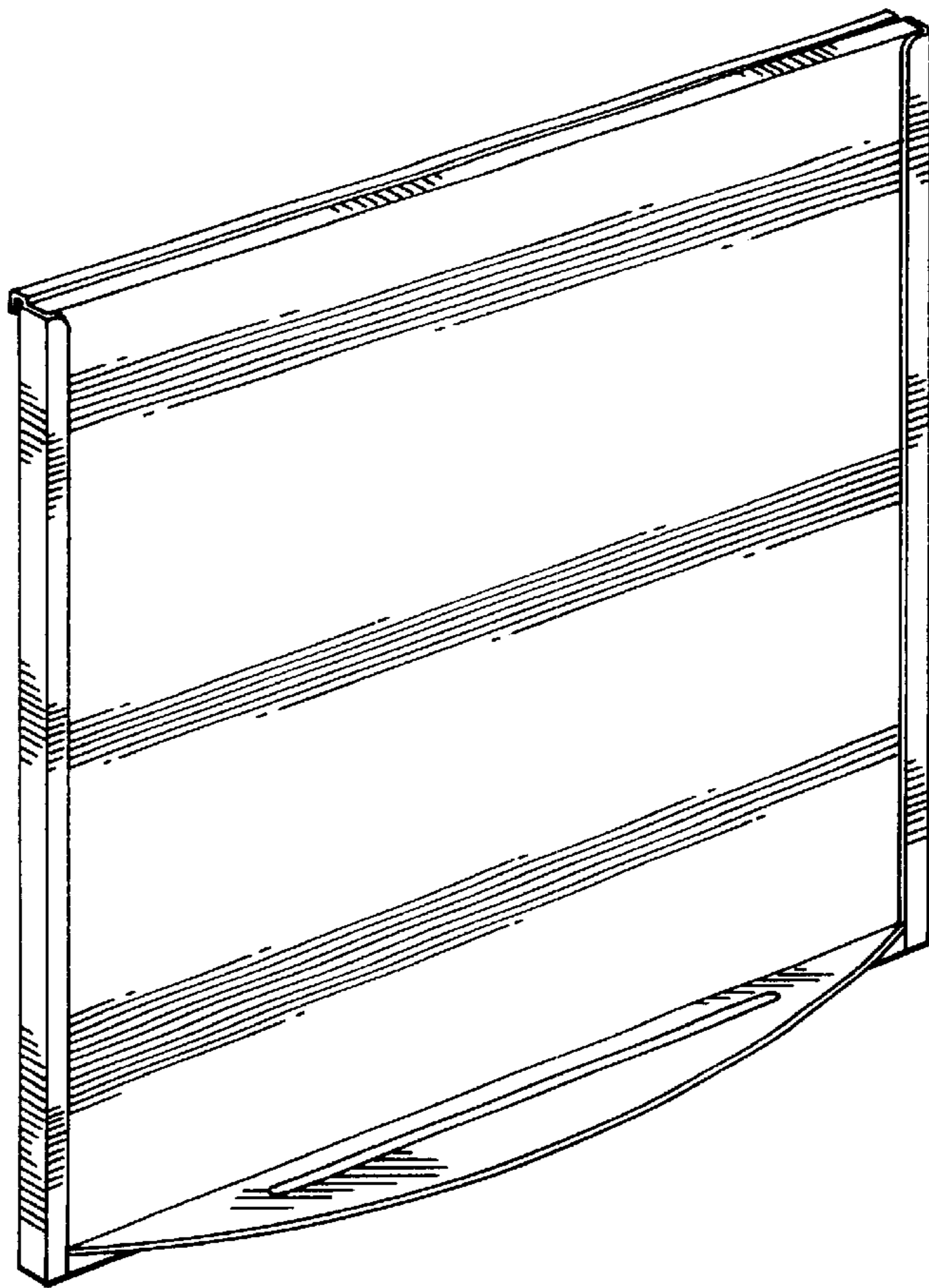


FIG.2.

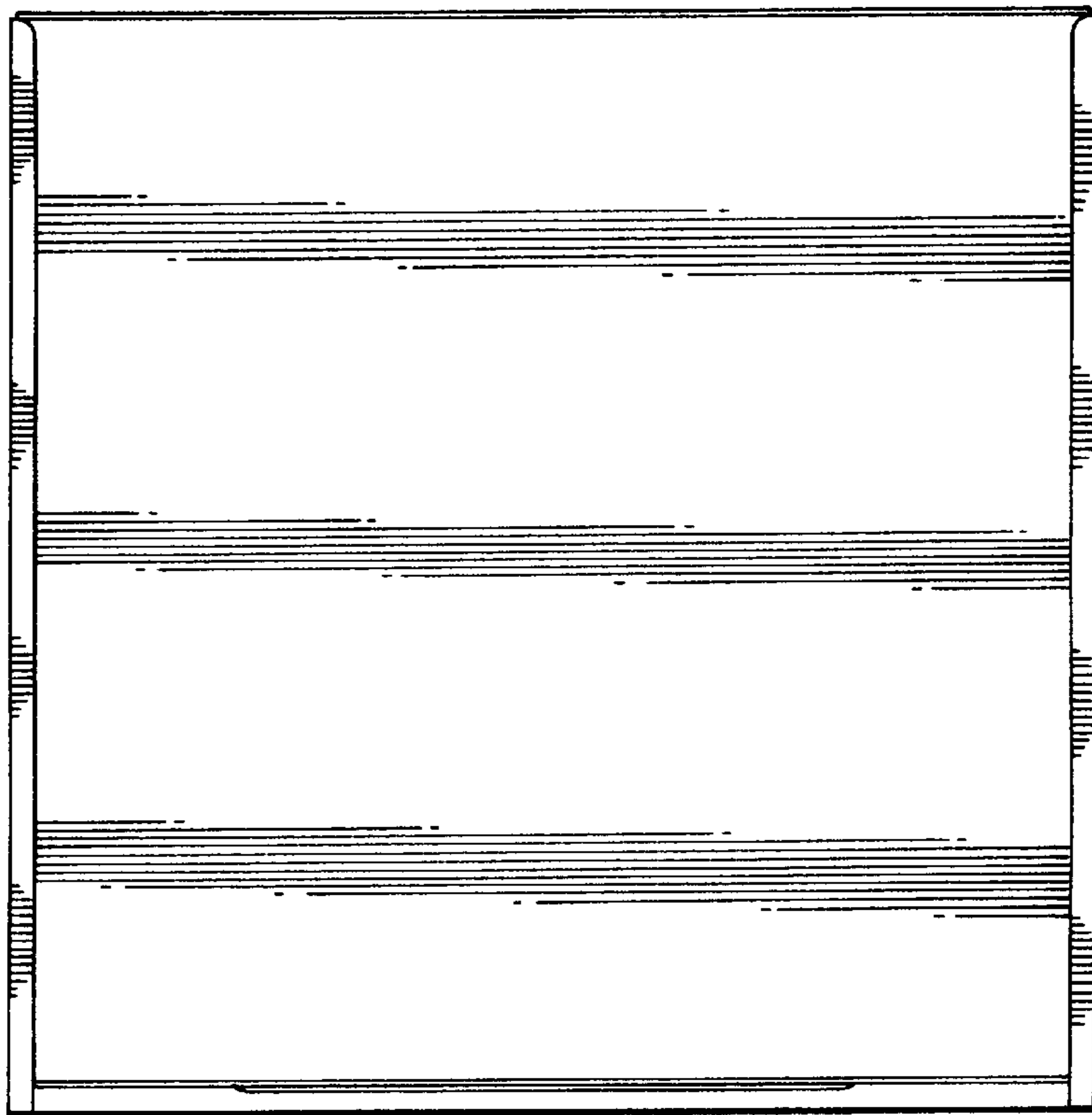


FIG. 3.




FIG. 4.

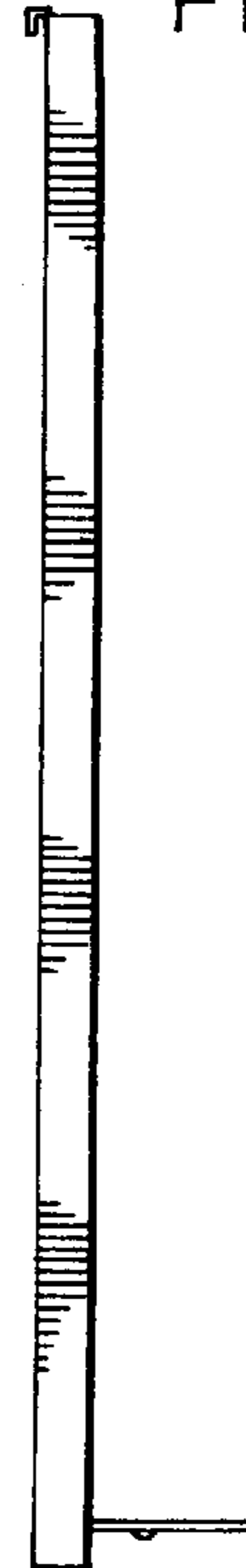


FIG. 6.



FIG. 5.

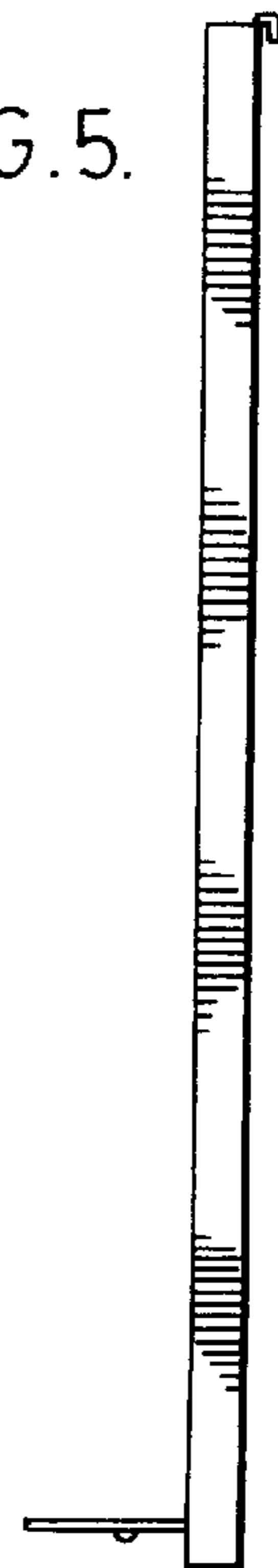



FIG. 7.






FIG. 8.

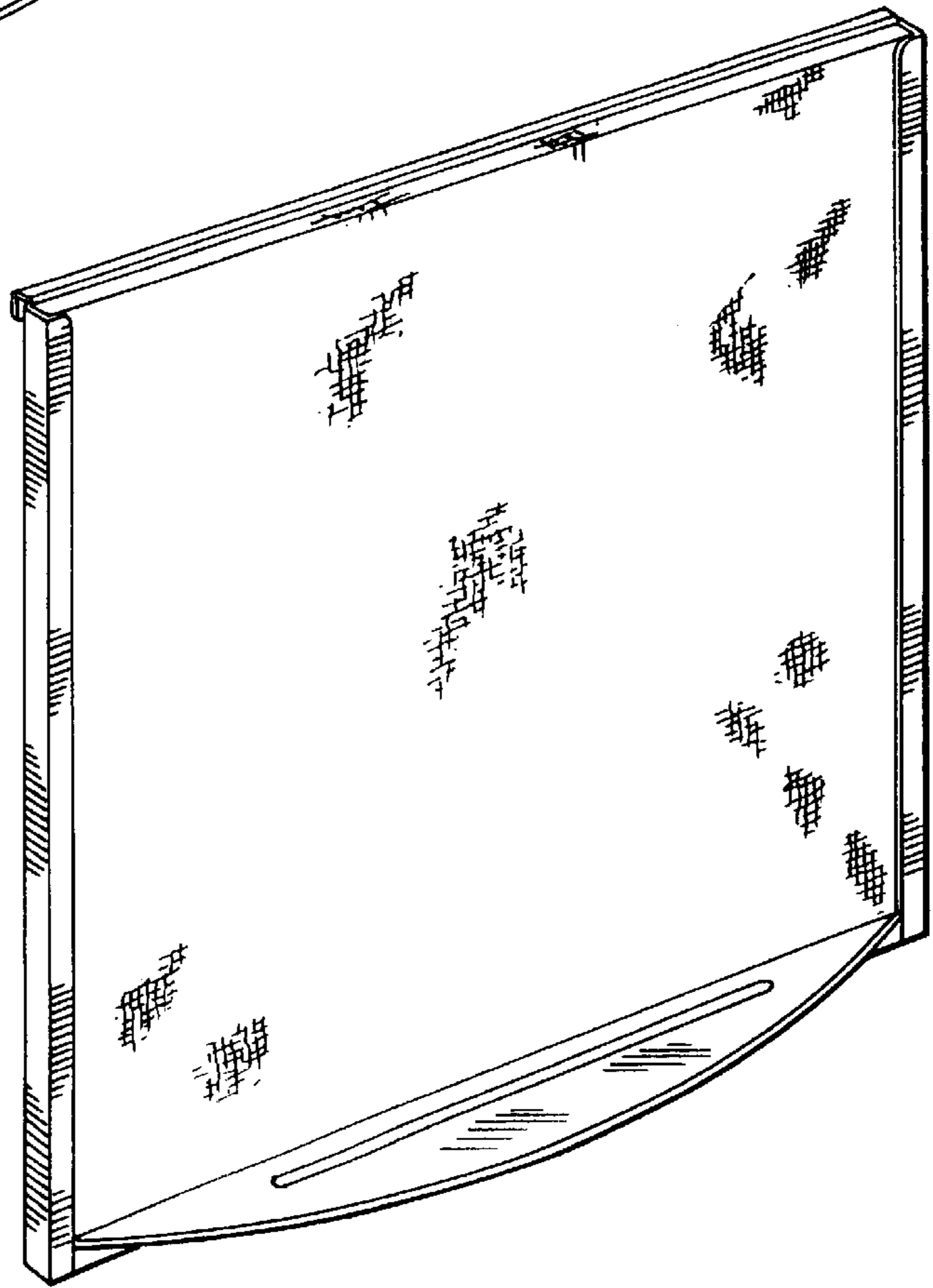


FIG. 9.