



US00D459733S

(12) **United States Design Patent**
Lassonde

(10) **Patent No.:** **US D459,733 S**

(45) **Date of Patent:** **** Jul. 2, 2002**

(54) **SIDE SNOW DEFLECTOR**

(75) Inventor: **Jean-Philippe Lassonde**, Granby (CA)

(73) Assignee: **Bombardier Inc.**, Valcourt (CA)

(**) Term: **14 Years**

(21) Appl. No.: **29/125,041**

(22) Filed: **Jun. 16, 2000**

(30) **Foreign Application Priority Data**

Dec. 17, 1999 (CA) 1999-3071

(51) **LOC (7) Cl.** **15-03**

(52) **U.S. Cl.** **D15/11**

(58) **Field of Search** D15/28, 32, 11;
15/236.05; 37/280, 219, 268, 281, 232;
172/180, 777, 779, 815, 701.1

(56) **References Cited**

U.S. PATENT DOCUMENTS

- 3,605,167 A * 9/1971 Martel et al. 15/236.05
- 4,019,268 A * 4/1977 Waterman 37/219
- 4,479,312 A * 10/1984 Turgeon 37/219
- 4,741,116 A * 5/1988 Engle et al. 37/280
- 4,962,600 A * 10/1990 Zellaha et al. 37/280
- 5,860,230 A * 1/1999 Daniels 37/232

OTHER PUBLICATIONS

Excerpts from an Electronic Brochure, dated May 1999, European market, "Leitner LH500".

Excerpts from an Electronic Brochure, dated Oct. 1999, Finnish market, "Formatic Super G".

* cited by examiner

Primary Examiner—Mitchell Siegel

(74) *Attorney, Agent, or Firm*—Pillsbury Winthrop LLP

(57) **CLAIM**

The ornamental design of side snow deflector, as shown and described.

DESCRIPTION

FIG. 1 is a frontal perspective view of a side snow deflector according to the present design;

FIG. 2 is a front elevational view of the side snow deflector of FIG. 1;

FIG. 3 is a top plan view of the side snow deflector of FIG. 1;

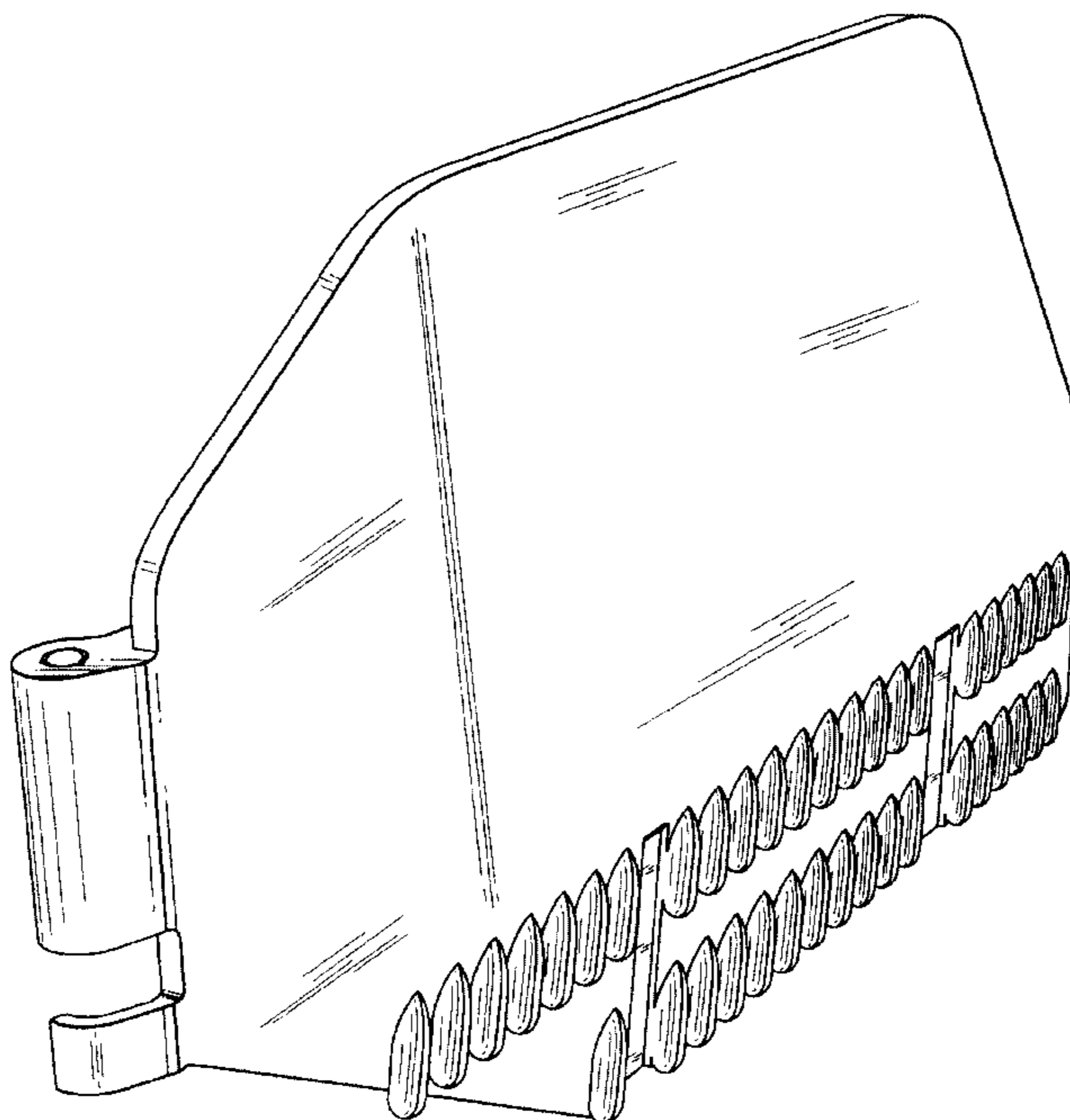
FIG. 4 is a bottom plan view of the side snow deflector of FIG. 1;

FIG. 5 is a rear elevational view of the side snow deflector of FIG. 1;

FIG. 6 is a left side elevational view of the side snow deflector of FIG. 1; and,

FIG. 7 is a right side elevational view of the side snow deflector of FIG. 1.

1 Claim, 5 Drawing Sheets



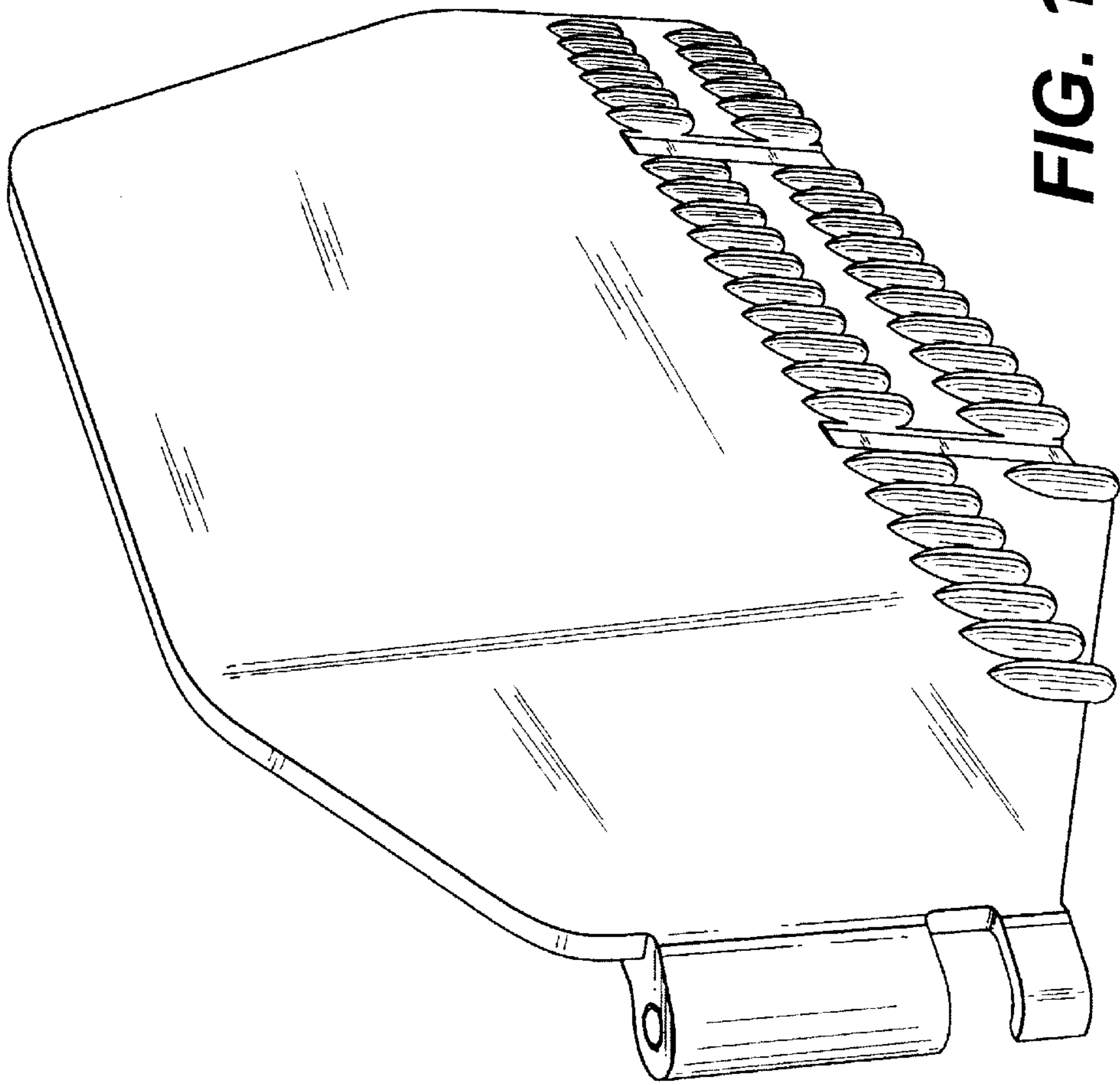


FIG. 1

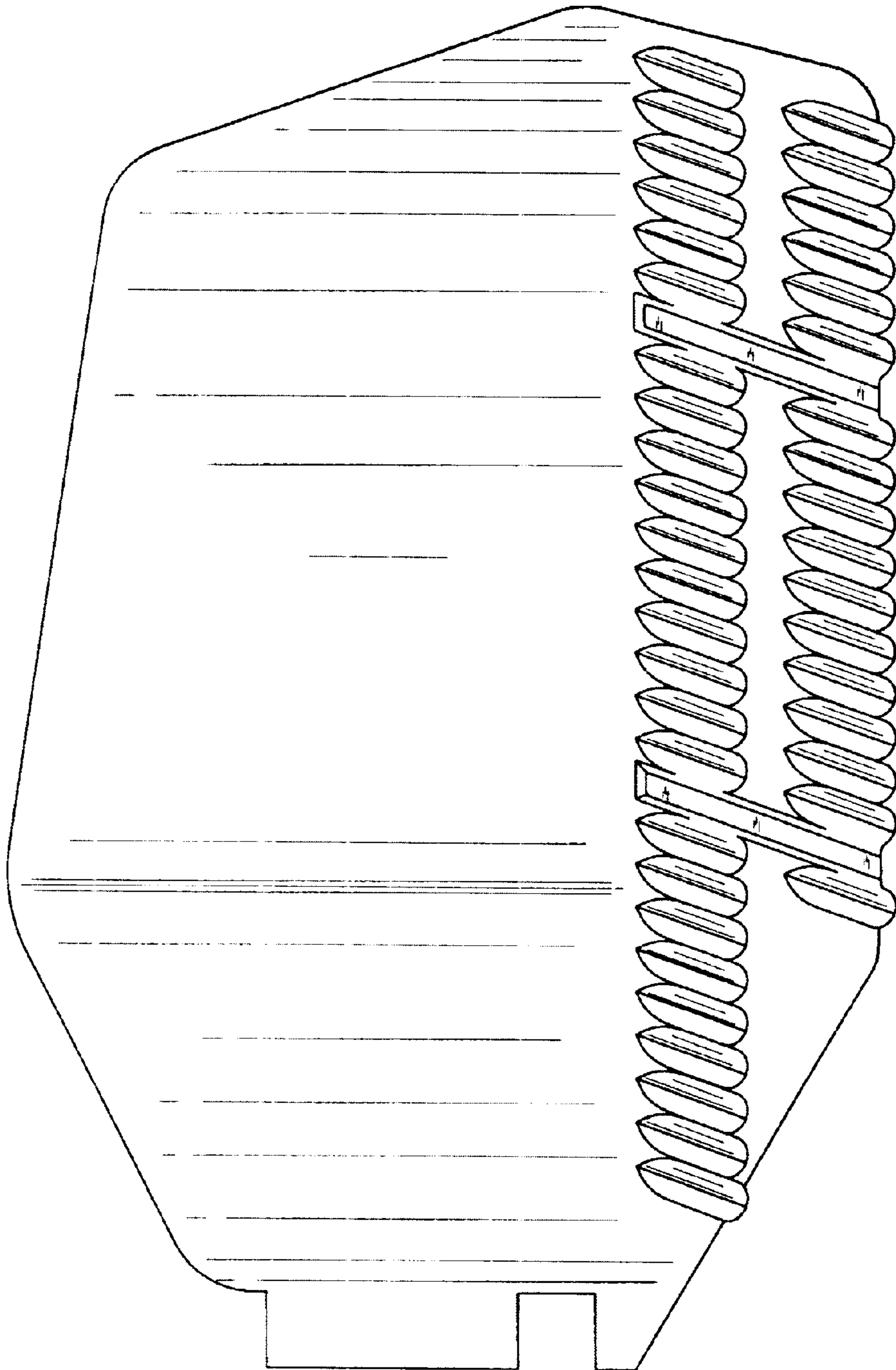


FIG. 2

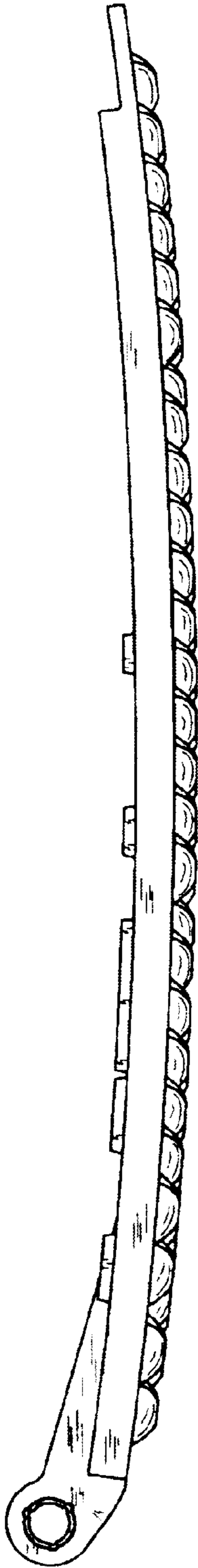


FIG. 3



FIG. 4

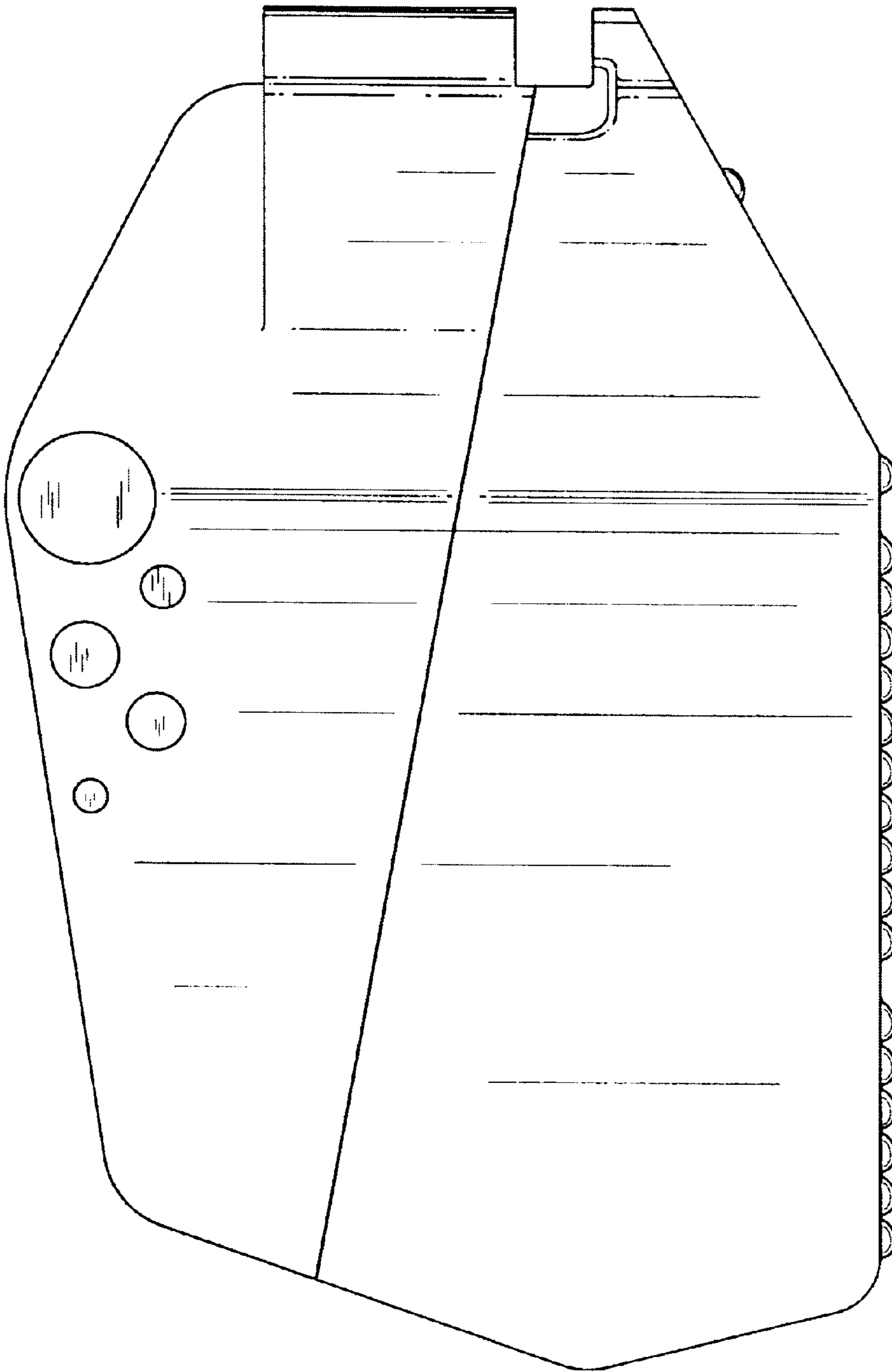


FIG. 5

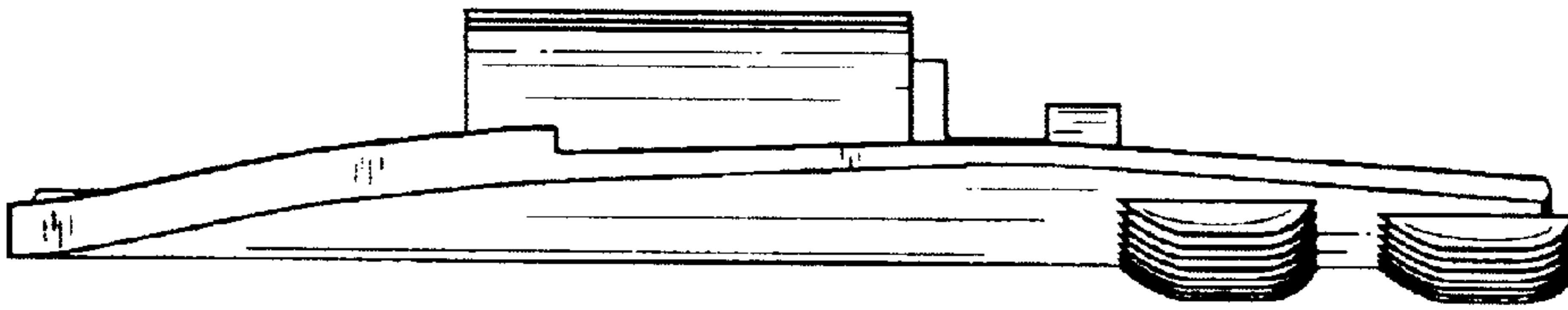


FIG. 7




FIG. 6