



US00D459711S

(12) **United States Design Patent**
Lee

(10) **Patent No.:** **US D459,711 S**

(45) **Date of Patent:** **** Jul. 2, 2002**

(54) **CELLULAR PHONE**

(75) Inventor: **Ru Mi Lee**, Seoul (KR)

(73) Assignee: **LG Electronics Inc.**, Seoul (KR)

(**) Term: **14 Years**

(21) Appl. No.: **29/147,937**

(22) Filed: **Sep. 12, 2001**

(30) **Foreign Application Priority Data**

Mar. 12, 2001 (KR) 01-5734

(51) **LOC (7) Cl.** **14-03**

(52) **U.S. Cl.** **D14/138**

(58) **Field of Search** D14/137, 138,
D14/218, 147-148, 247-248, 144, 341-347;
379/433.01-433.13, 419, 434, 428.01-428.04,
420.01-420.04, 440; 455/550-575, 90

(56) **References Cited**

U.S. PATENT DOCUMENTS

D357,680 S	*	4/1995	Williams et al.	D14/138
D365,819 S	*	1/1996	Sawaguchi et al.	D14/138
D382,872 S	*	8/1997	Nagele et al.	D14/138
D384,662 S	*	10/1997	Nagele et al.	D14/135
D388,081 S	*	12/1997	Lohrding et al.	D14/138
D400,204 S	*	10/1998	Lindeman et al.	D14/138
D406,835 S	*	3/1999	Yamasaki	D14/138
D407,398 S	*	3/1999	Nuovo et al.	D14/138
D408,031 S	*	4/1999	Salmi	D14/138
D410,460 S	*	6/1999	Min	D14/138
D410,645 S	*	6/1999	Wood et al.	D14/138

D410,920 S	*	6/1999	Lee et al.	D14/138
D413,325 S	*	8/1999	Lee	D14/138
D415,151 S	*	10/1999	Kim	D14/138
D415,488 S	*	10/1999	Lee	D14/138
D434,018 S	*	11/2000	Nakahara et al.	D14/138
D440,954 S	*	4/2001	Boling et al.	D14/138
D445,770 S	*	7/2001	Yang	D14/138
D446,197 S	*	8/2001	Lee	D14/138
D447,468 S	*	9/2001	Nakahara et al.	D14/138
D448,742 S	*	10/2001	Higashi et al.	D14/138

* cited by examiner

Primary Examiner—Jeffrey Asch

(74) *Attorney, Agent, or Firm*—Birch, Stewart, Kolasch & Birch, LLP

(57) **CLAIM**

The ornamental design for a cellular phone, substantially as shown and described.

DESCRIPTION

FIG. 1 is a perspective view of the cellular phone;
 FIG. 2 is a front elevational view thereof;
 FIG. 3 is a rear elevational view thereof;
 FIG. 4 is a left side elevational view thereof;
 FIG. 5 is right side elevational view thereof;
 FIG. 6 is a top plan view thereof;
 FIG. 7 is a bottom plan view thereof; and,
 FIG. 8 is a front elevational view thereof with the cover in an open position.
 The scale at which the figures are shown varies from view to view.

1 Claim, 2 Drawing Sheets




FIG. 1

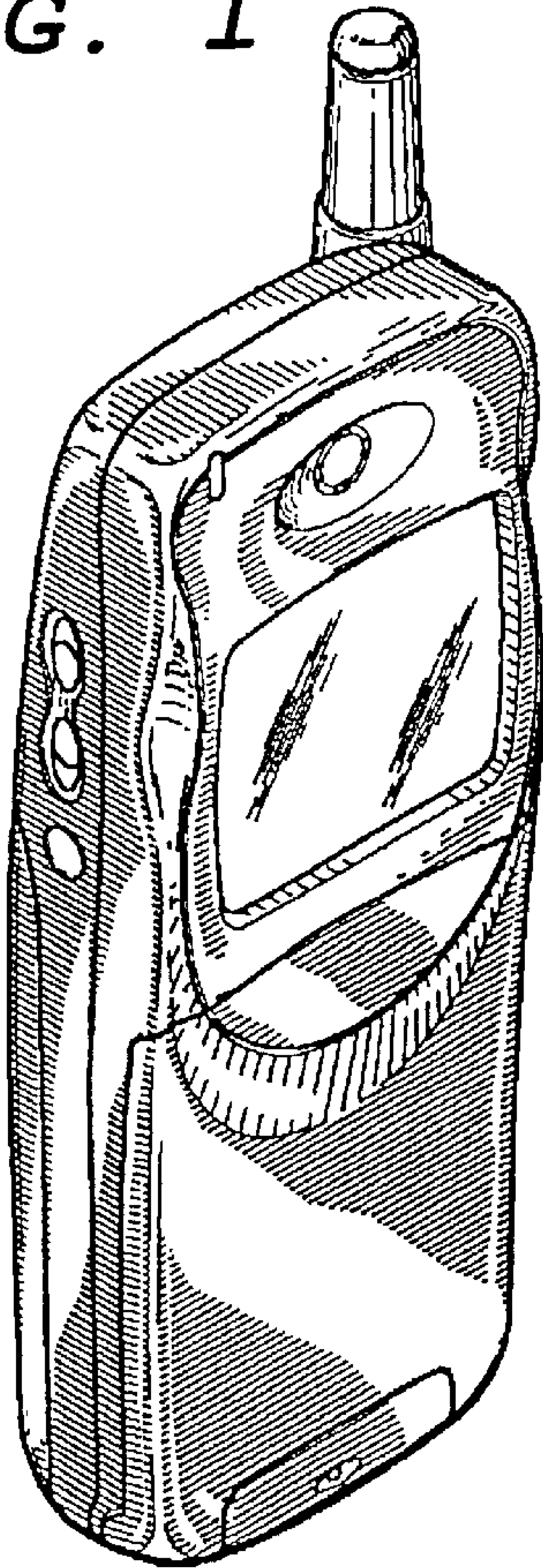


FIG. 2

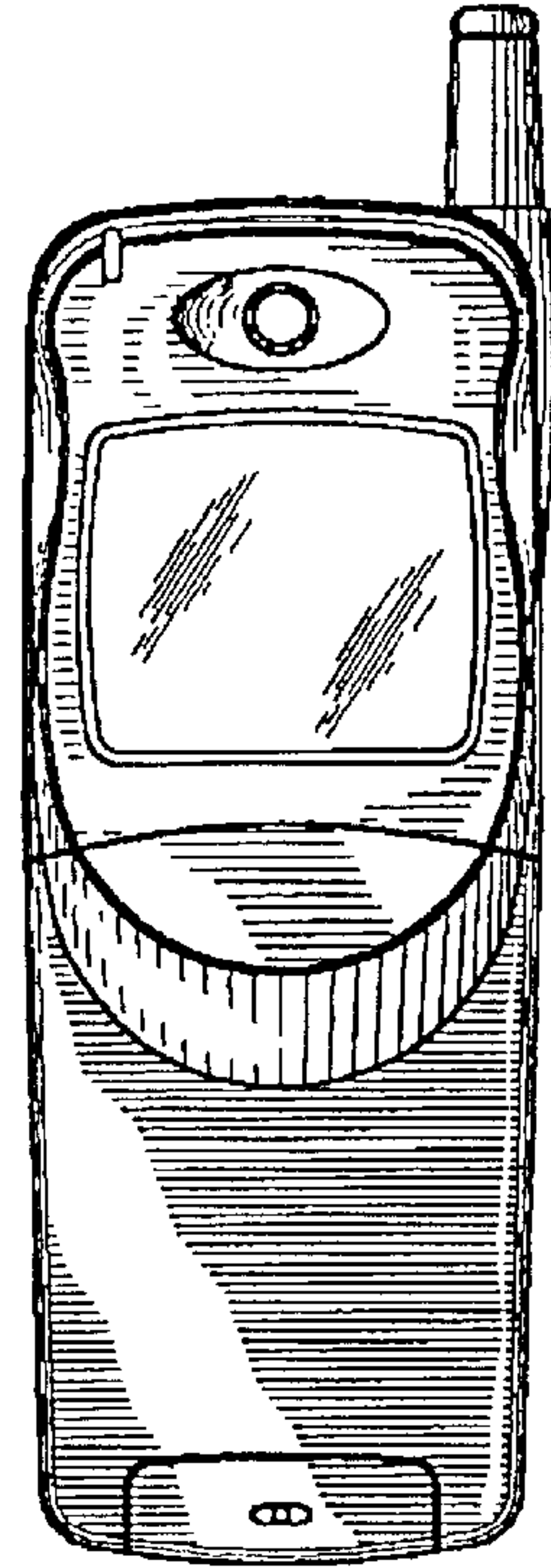


FIG. 3

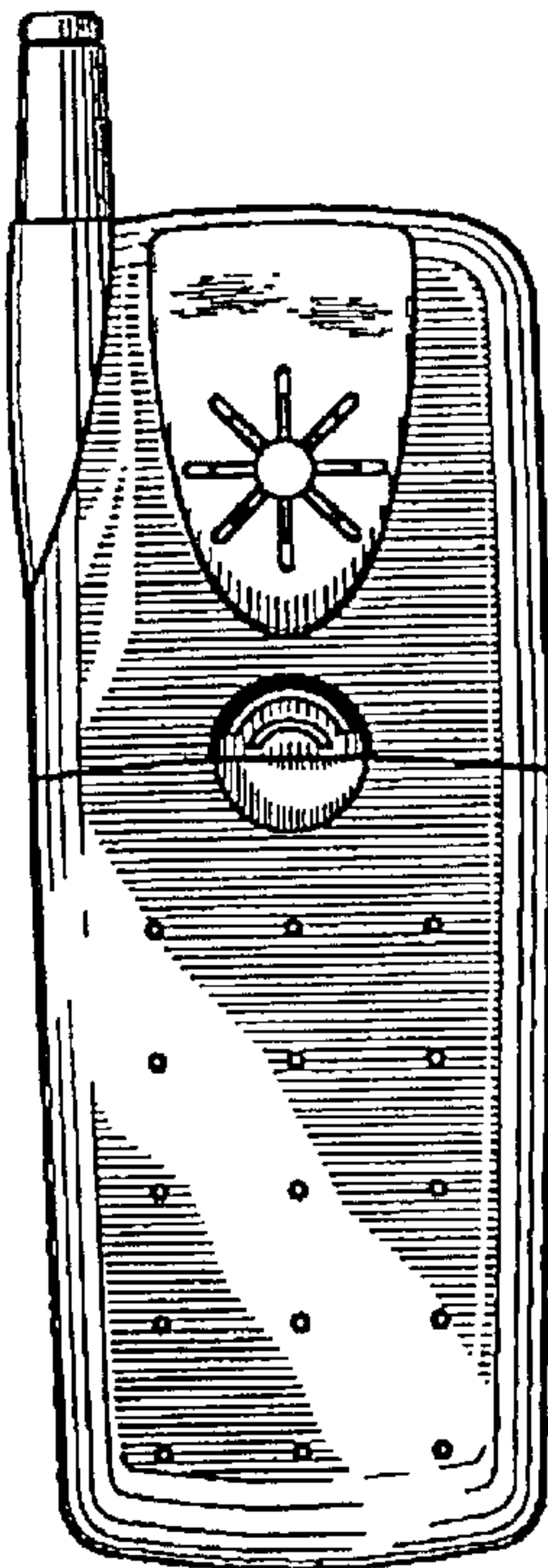


FIG. 4




FIG. 5




FIG. 6

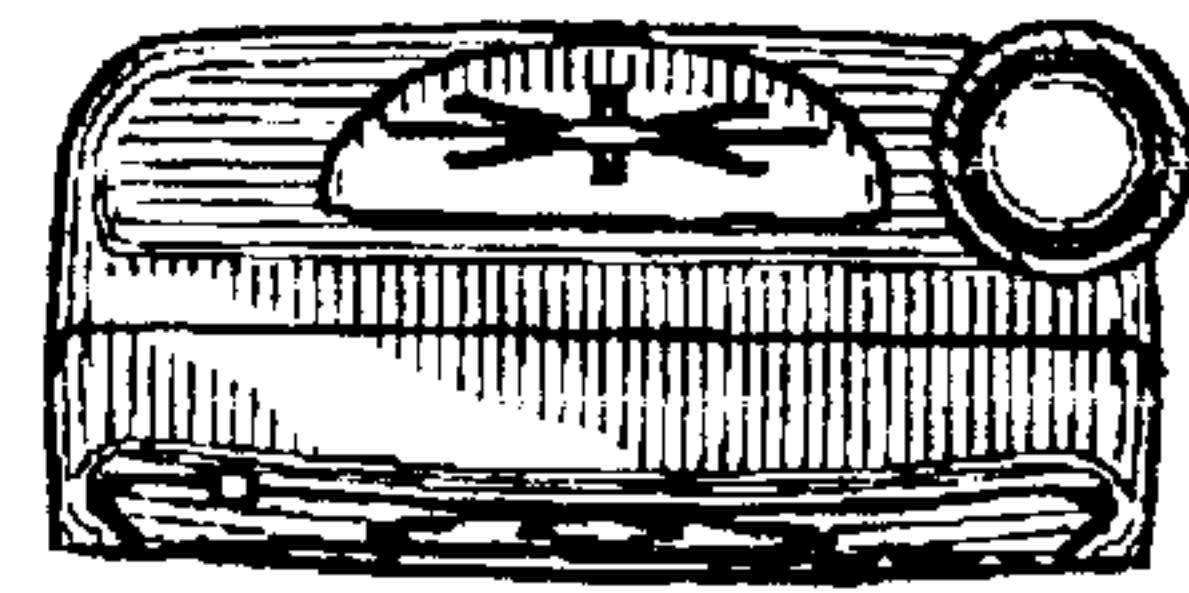


FIG. 8




FIG. 7

