



US00D459709S

(12) **United States Design Patent**  
**Kojima et al.**

(10) **Patent No.:** **US D459,709 S**

(45) **Date of Patent:** **\*\* Jul. 2, 2002**

(54) **DIGITAL VIDEO DISC PLAYER**

(75) Inventors: **Akira Kojima**, Kunitachi; **Atsuhiko Urushihara**, Higashiyamato; **Koji Suso**, Kokubunji; **Yasunori Kawauchi**, Mito, all of (JP)

(73) Assignee: **Hitachi, Ltd.**, Tokyo (JP)

(\*\*) Term: **14 Years**

(21) Appl. No.: **29/143,081**

(22) Filed: **Jun. 8, 2001**

(30) **Foreign Application Priority Data**

Apr. 10, 2001 (JP) ..... 2001-010300

(51) **LOC (7) Cl.** ..... **14-01**

(52) **U.S. Cl.** ..... **D14/136**

(58) **Field of Search** ..... D14/135-136,  
D14/156-157, 160, 167-168, 188; 369/75.1,  
75.2, 77.1, 77.2

(56) **References Cited**

**U.S. PATENT DOCUMENTS**

D311,915 S \* 11/1990 Hong ..... D14/135

D327,058 S \* 6/1992 Maeyama ..... D14/135  
D327,885 S \* 7/1992 Kasama et al. .... D14/135  
5,953,302 A \* 9/1999 Kobayashi ..... 369/75.1  
D431,033 S \* 9/2000 Takahashi et al. .... D14/188

\* cited by examiner

*Primary Examiner*—Nanda Bondade

(74) *Attorney, Agent, or Firm*—Antonelli, Terry, Stout & Kraus, LLP

(57) **CLAIM**

The ornamental design for a digital video disc player, as shown.

**DESCRIPTION**

FIG. 1 is a front, top and right side perspective view of a digital video disc player showing our new design; FIG. 2 is a front elevational view thereof; FIG. 3 is a rear elevational view thereof; FIG. 4 is a top plan view thereof; FIG. 5 is a right side elevational view thereof; FIG. 6 is a left side elevational view thereof; FIG. 7 is a bottom plan view thereof; and, FIG. 8 is a front, top and right side perspective view in the condition that the disc tray is pulled thereof.

**1 Claim, 6 Drawing Sheets**

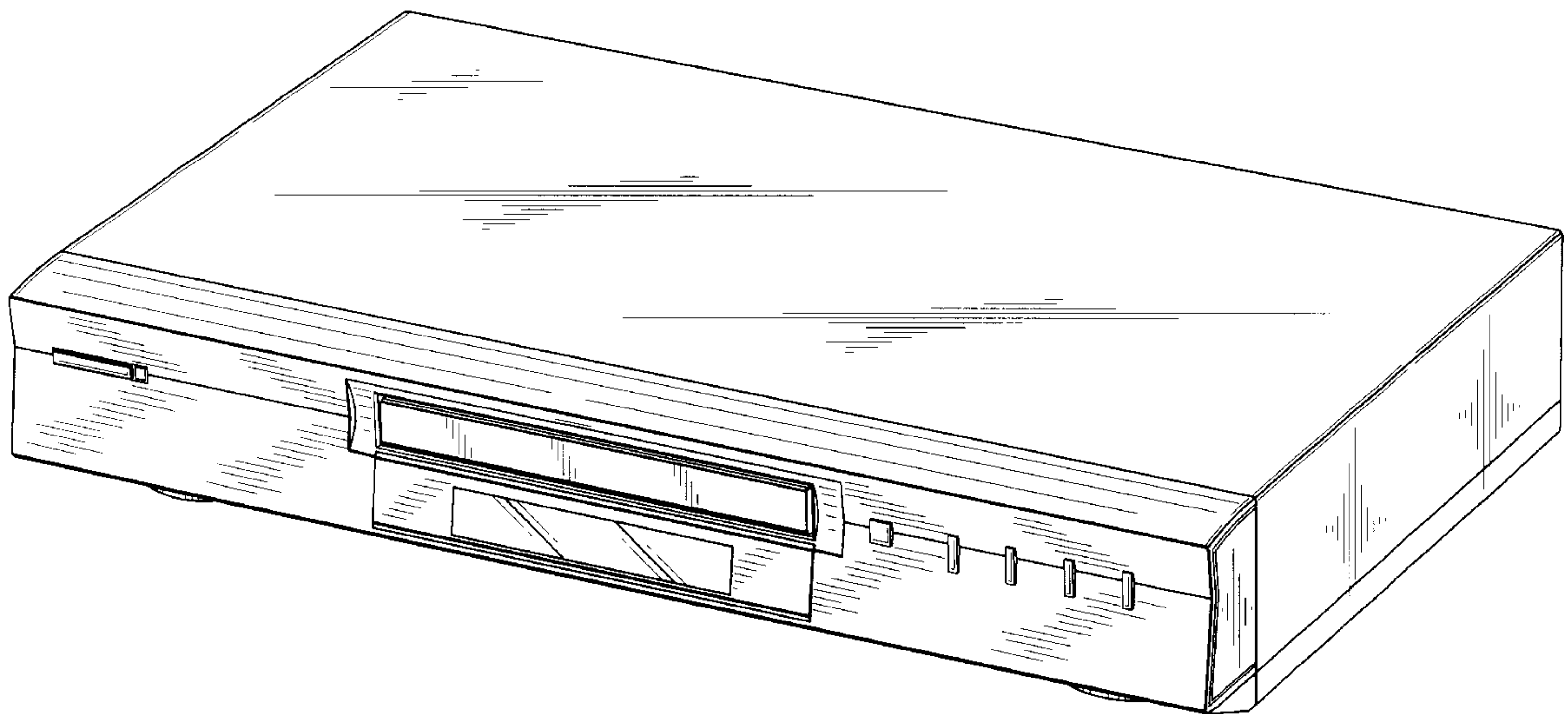


FIG. 1

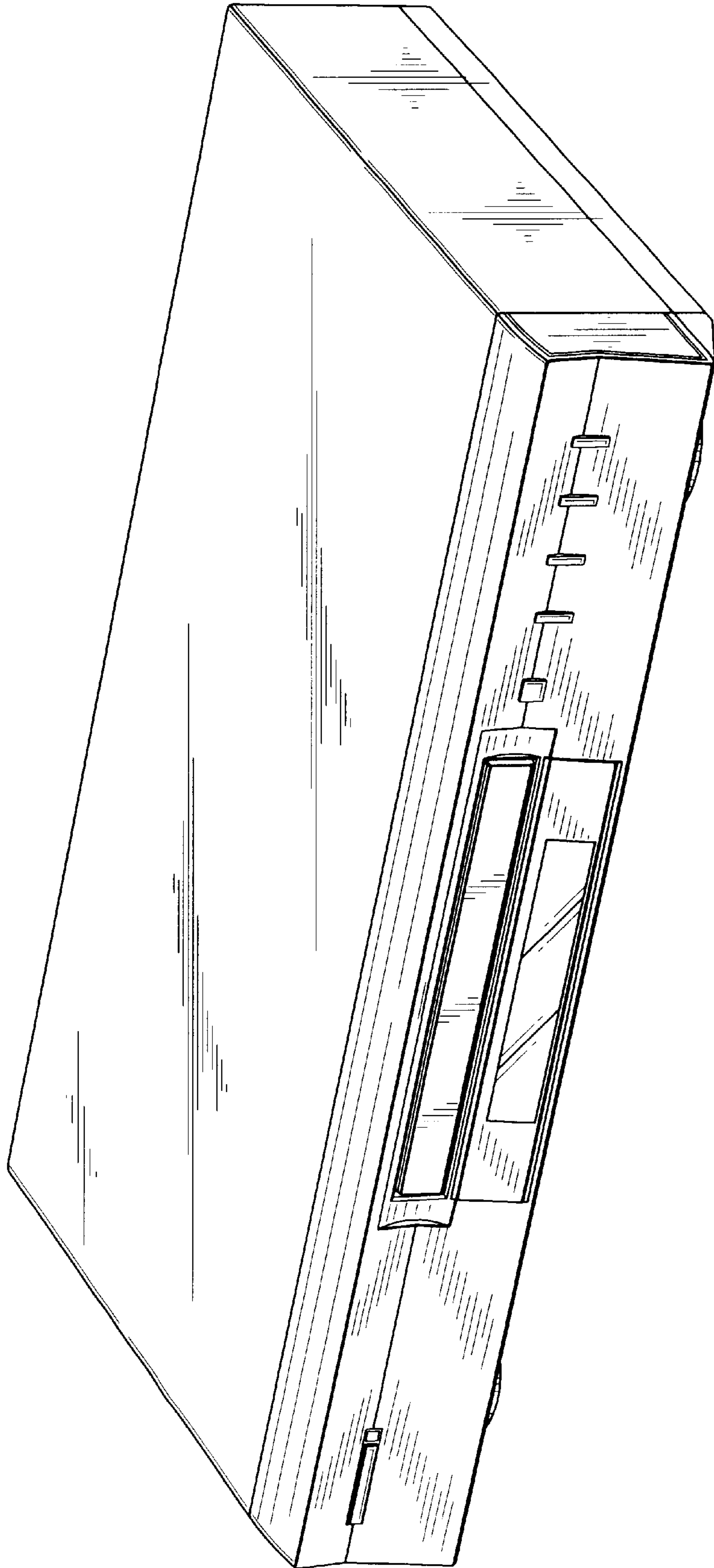


FIG. 2

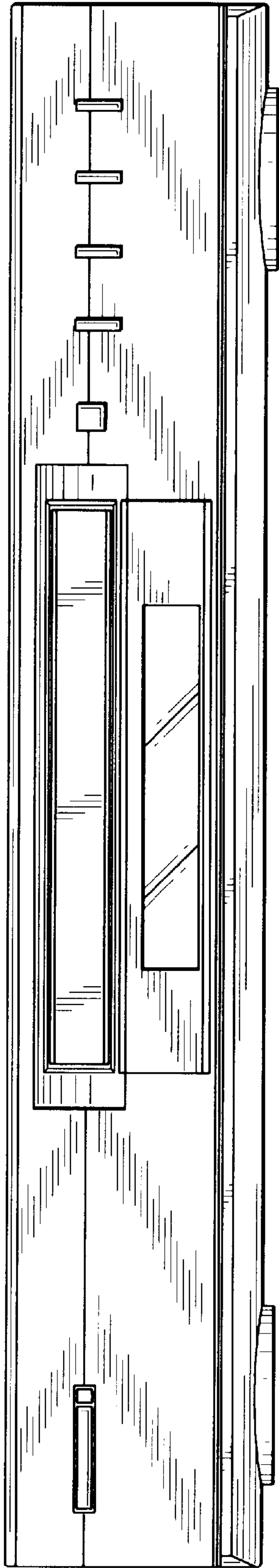
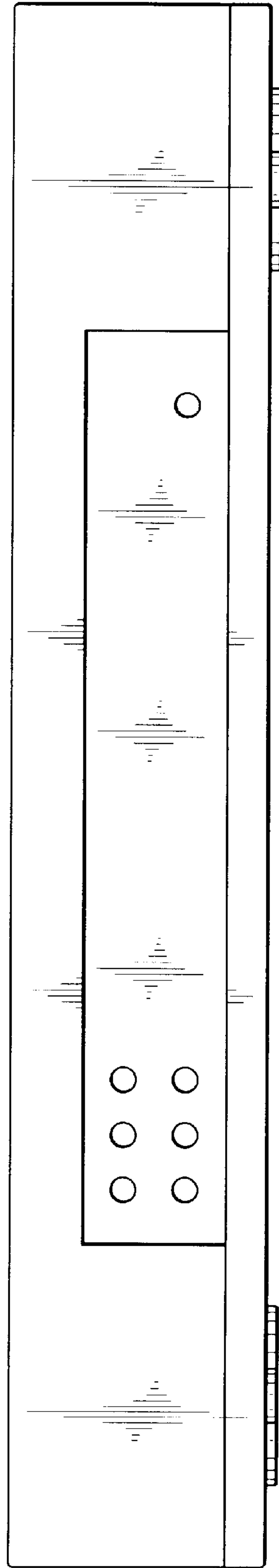



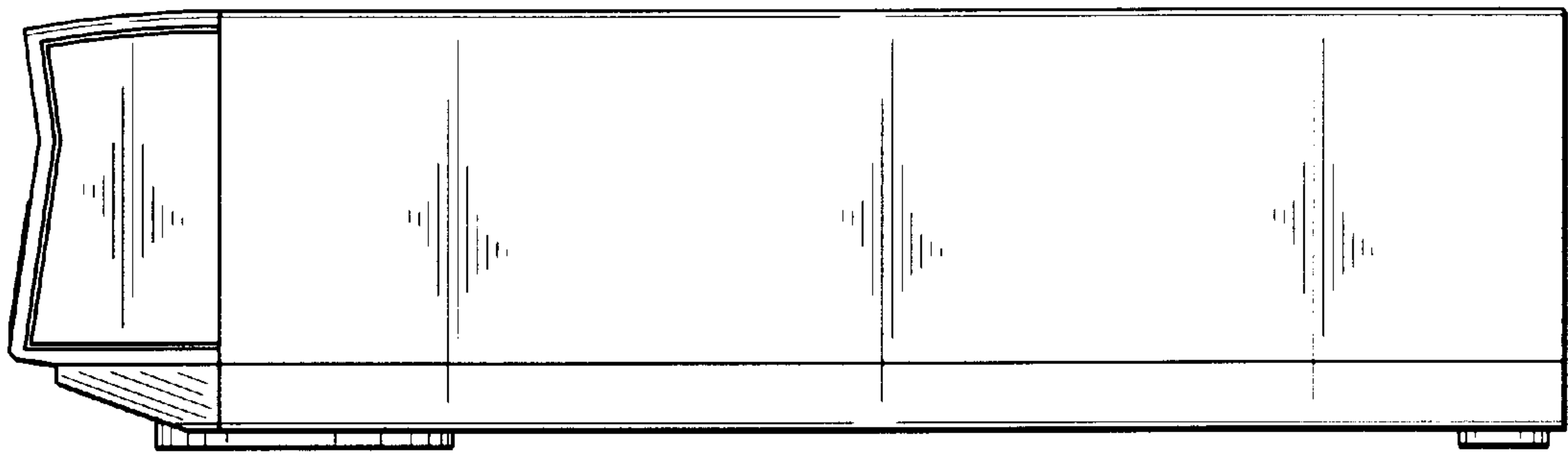
FIG. 3



**FIG. 4**



*FIG. 5*



*FIG. 6*

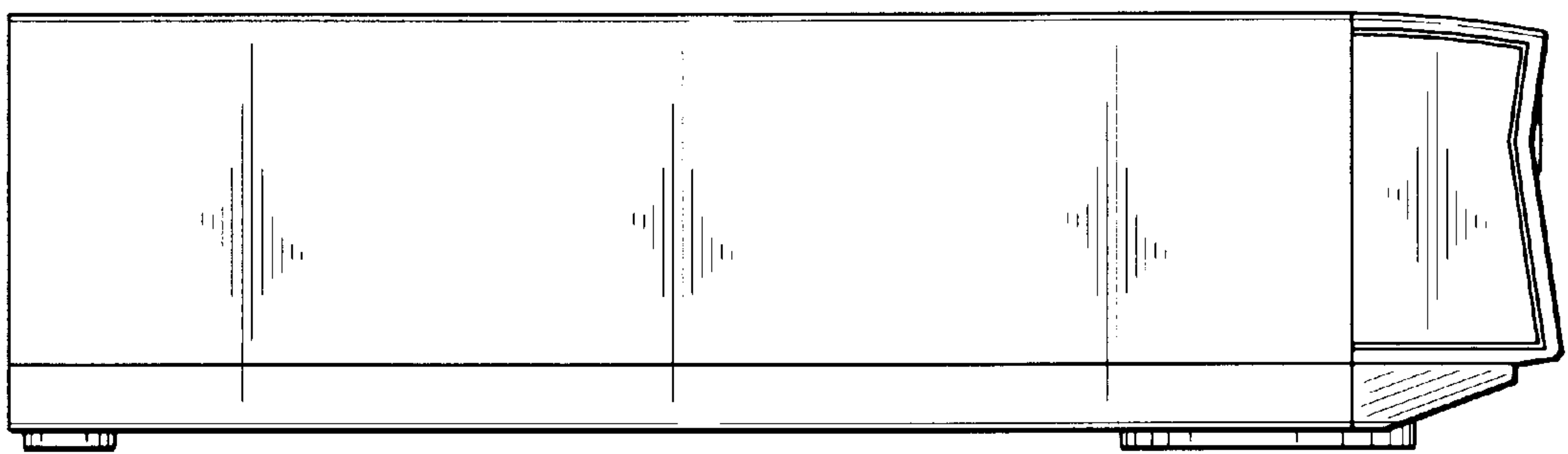


FIG. 7




FIG. 8

