



US00D459708S

(12) **United States Design Patent**
Moriya et al.

(10) **Patent No.:** **US D459,708 S**

(45) **Date of Patent:** **** Jul. 2, 2002**

(54) **TIME LAPSE VIDEO CASSETTE
RECORDER**

5,859,828 A * 1/1999 Ishibashi 369/77.1
D416,554 S * 11/1999 Sakamoto et al. D14/136
D422,998 S * 4/2000 Negishi et al. D14/136

(75) Inventors: **Toshiyuki Moriya**, Tokorozawa;
Atsuhiko Urushihara, Higashiyamato;
Takashi Kobune, Hitachinaka, all of
(JP)

* cited by examiner

Primary Examiner—Nanda Bondade
(74) *Attorney, Agent, or Firm*—Antonelli, Terry, Stout &
Kraus, LLP

(73) Assignee: **Hitachi, Ltd.**, Tokyo (JP)

(**) Term: **14 Years**

(57) **CLAIM**

(21) Appl. No.: **29/145,616**

The ornamental design for a time lapse video cassette recorder, as shown.

(22) Filed: **Jul. 27, 2001**

DESCRIPTION

(30) **Foreign Application Priority Data**

May 15, 2001 (JP) 2001-013830

FIG. 1 is a front, top and right side perspective view of a time lapse video cassette recorder showing our new design; FIG. 2 is a front elevational view thereof; FIG. 3 is a rear side elevational view thereof; FIG. 4 is a top plan view thereof; FIG. 5 is a left side elevational view thereof; FIG. 6 is a right side elevational view thereof; FIG. 7 is a bottom plan view thereof; and, FIG. 8 is a front elevational view thereof, shown in an operating condition.

(51) **LOC (7) Cl.** **14-01**

(52) **U.S. Cl.** **D14/135**

(58) **Field of Search** D14/135-136,
D14/156-157, 160, 167-168; 369/75.1,
75.2, 77.1, 77.2

(56) **References Cited**

U.S. PATENT DOCUMENTS

D289,947 S * 5/1987 Katon et al. D14/156

1 Claim, 6 Drawing Sheets

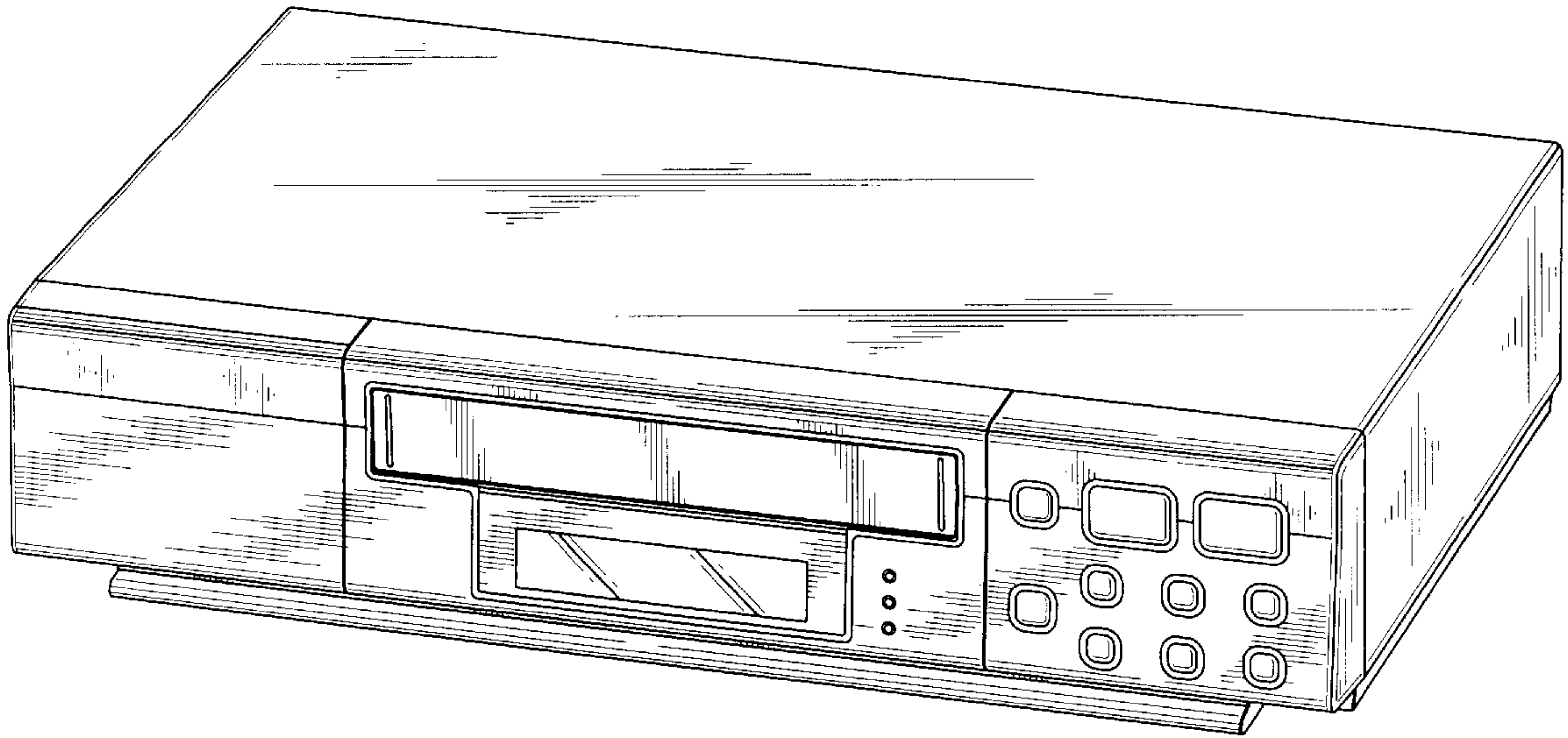


FIG. 1

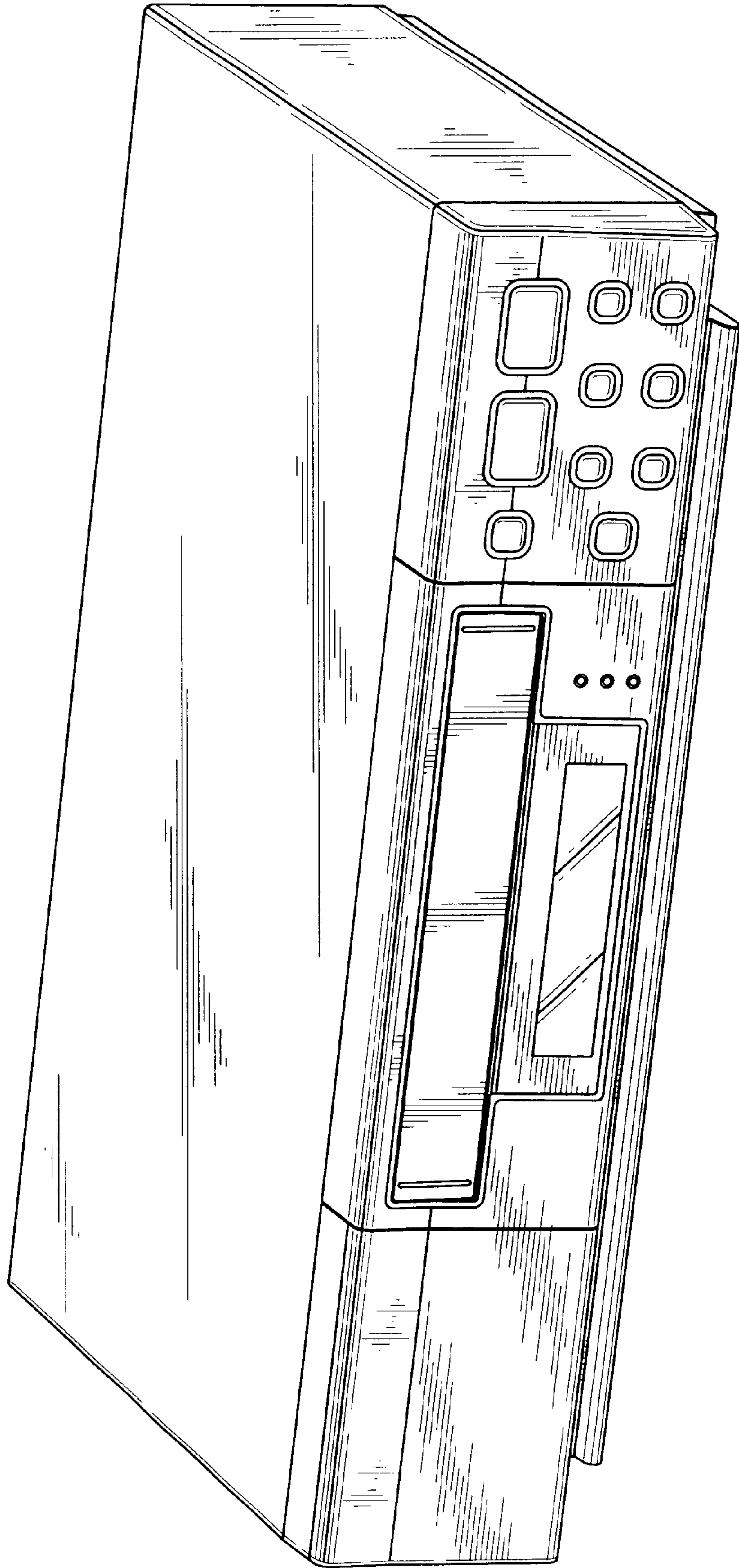


FIG. 2

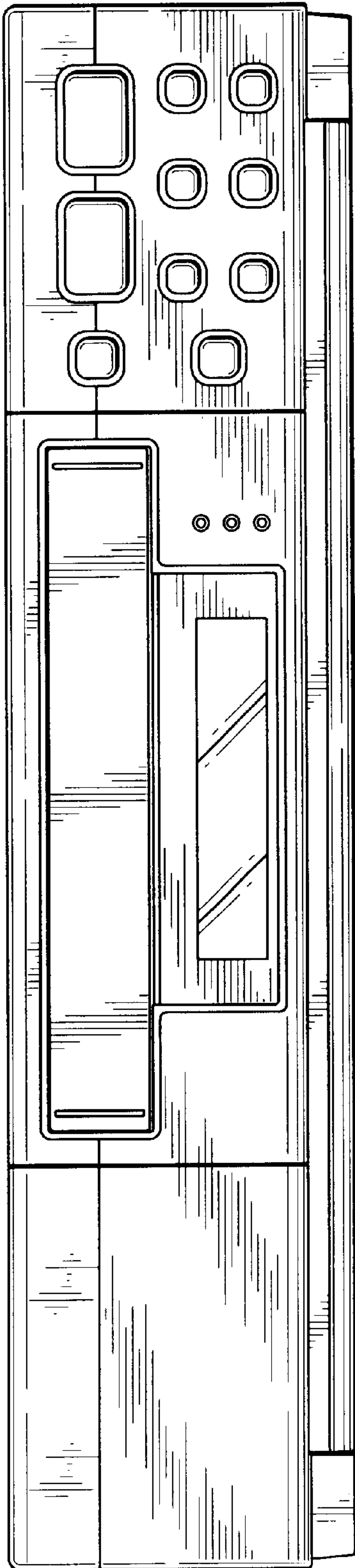


FIG. 3

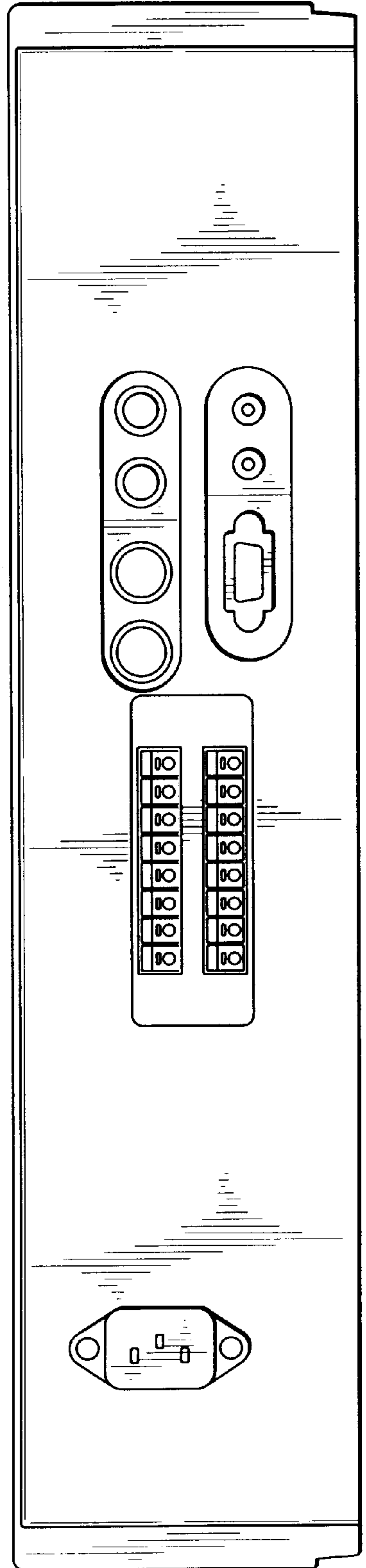


FIG. 4




FIG. 5

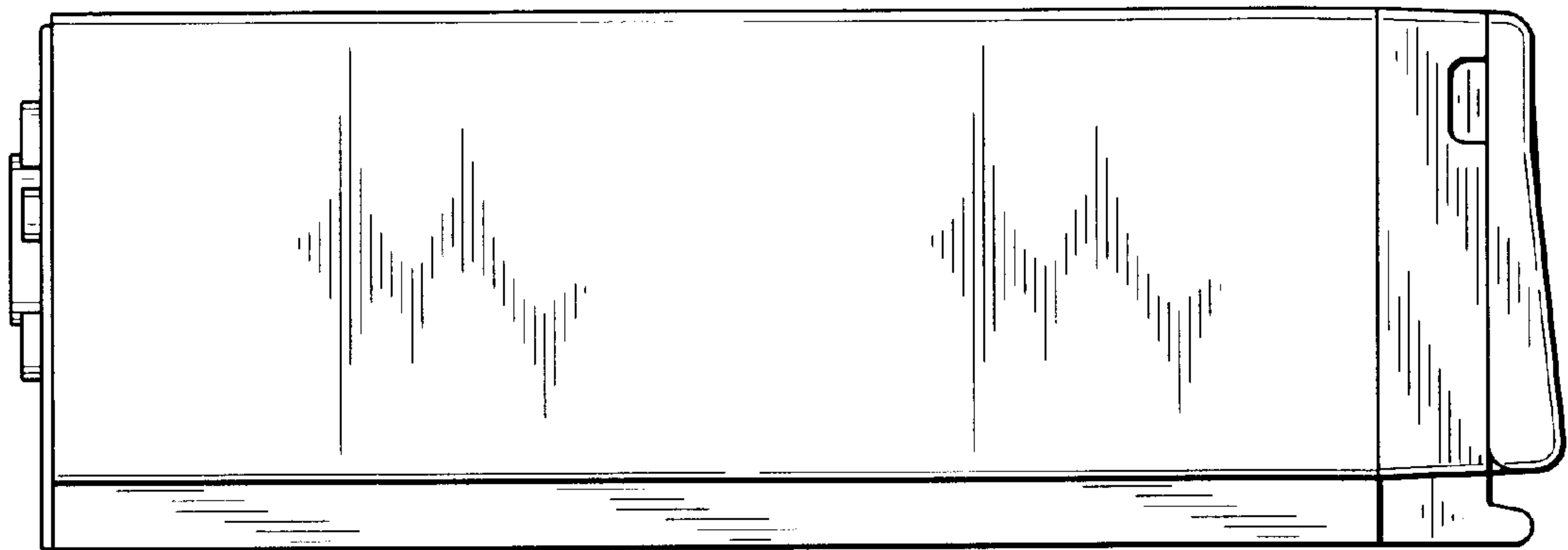


FIG. 6

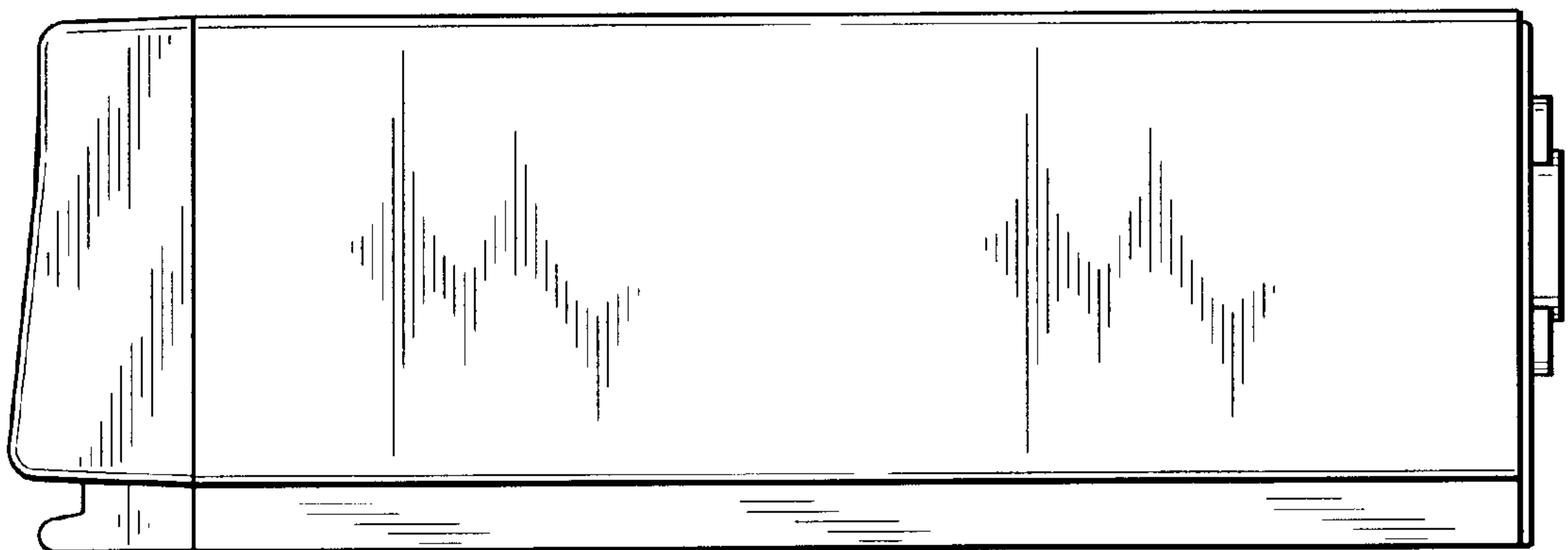


FIG. 7




FIG. 8

