



US00D459691S

(12) **United States Design Patent**
Takechi

(10) **Patent No.:** **US D459,691 S**

(45) **Date of Patent:** **** Jul. 2, 2002**

(54) **VEHICLE WHEEL**

(75) **Inventor:** **Toshinori Takechi, Matsuyama (JP)**

(73) **Assignee:** **Takechi Project Co., Ltd. (JP)**

(**) **Term:** **14 Years**

(21) **Appl. No.:** **29/152,062**

(22) **Filed:** **Nov. 1, 2001**

(30) **Foreign Application Priority Data**

Aug. 8, 2001 (JP) 2001-023402

(51) **LOC (7) Cl.** **12-16**

(52) **U.S. Cl.** **D12/211**

(58) **Field of Search** **D12/204-211;**
301/37.1, 64.1, 65

(56) **References Cited**

U.S. PATENT DOCUMENTS

D208,542 S	*	9/1967	Halibrand	D12/211
D432,972 S	*	10/2000	Chung	D12/209
D433,658 S	*	11/2000	Donikoglu	D12/209
D435,823 S	*	1/2001	Fitzgerald	D12/211
D436,569 S	*	1/2001	Brown et al.	D12/209
D438,834 S	*	3/2001	Ong	D12/211
D445,392 S	*	7/2001	Chung	D12/211

D446,180 S	*	8/2001	Sulahian et al.	D12/211
D446,493 S	*	8/2001	Sulahian et al.	D12/211
D448,712 S	*	10/2001	Laengerer	D12/209
D449,811 S	*	10/2001	Fitzgerald	D12/211
D450,026 S	*	11/2001	Donikoglu	D12/209
D452,209 S	*	12/2001	Chung	D12/209
D453,492 S	*	2/2002	Laengerer	D12/209

* cited by examiner

Primary Examiner—Stacia Cadmus

(74) *Attorney, Agent, or Firm*—SAIDMAN DesignLaw Group

(57) **CLAIM**

The ornamental design for a vehicle wheel, as shown and described.

DESCRIPTION

FIG. 1 is a perspective view of a vehicle wheel showing my new design;
FIG. 2 is a front elevational view thereof;
FIG. 3 is a right side elevational view thereof; the left side elevational view being a mirror image;
FIG. 4 is a top plan view thereof;
FIG. 5 is a bottom plan view thereof; and,
FIG. 6 is a enlarged perspective view showing the end of the spoke thereof.

1 Claim, 3 Drawing Sheets




Fig.1




Fig.2




Fig.3




Fig.4




Fig.5




Fig.6

