



US00D459683S

(12) **United States Design Patent**
Sakae et al.

(10) **Patent No.:** **US D459,683 S**

(45) **Date of Patent:** **** Jul. 2, 2002**

(54) **AUTOMOBILE**

(75) Inventors: **Masanari Sakae; Issei Otsubo; Masao Saito**, all of Aichi-ken (JP)

(73) Assignee: **Toyota Jidosha Kabushiki Kaisha (JP)**

(**) Term: **14 Years**

(21) Appl. No.: **29/146,020**

(22) Filed: **Aug. 2, 2001**

(30) **Foreign Application Priority Data**

Mar. 8, 2001 (JP) 2001-010801

(51) **LOC (7) Cl.** **12-08**

(52) **U.S. Cl.** **D12/92**

(58) **Field of Search** D12/86, 90-92;
296/185

(56) **References Cited**

U.S. PATENT DOCUMENTS

D396,022 S * 7/1998 Kim D12/92
D396,665 S * 8/1998 Cho D12/92
D421,934 S * 3/2000 Hunter et al. D12/92

OTHER PUBLICATIONS

2000 CEFIRO, Automotive Guidebook of Japan, vol. 47,
Oct. 20, 2000, p. 91.

2000 ARISTO, Automotive Guidebook of Japan, vol. 47,
Oct. 20, 2000, p. 112.

* cited by examiner

Primary Examiner—Melody N. Brown

(74) *Attorney, Agent, or Firm*—SAIDMAN DesignLaw
Group

(57) **CLAIM**

The ornamental design for an automobile, as shown and
described.

DESCRIPTION

FIG. 1 is a front perspective view of an automobile showing
our new design;

FIG. 2 is a rear perspective view thereof;

FIG. 3 is a front view thereof;

FIG. 4 is a rear view thereof;

FIG. 5 is a right side view thereof; the left side view being
a mirror image, and,

FIG. 6 is a top view thereof.

The bottom view is omitted since we do not regard it as part
of our claimed design.

1 Claim, 2 Drawing Sheets






FIG. 1



FIG. 2



FIG. 3



FIG. 4




FIG. 5




FIG. 6