



US00D459677S

(12) **United States Design Patent**
Rydlewicz

(10) **Patent No.:** **US D459,677 S**

(45) **Date of Patent:** **** Jul. 2, 2002**

(54) **DIAMOND**

(75) Inventor: **Chaim Rydlewicz, Antwerp (BE)**

(73) Assignee: **Sundiamond USA, Corp.**

(**) Term: **14 Years**

(21) Appl. No.: **29/151,117**

(22) Filed: **Oct. 26, 2001**

(51) **LOC (7) Cl.** **11-01**

(52) **U.S. Cl.** **D11/90**

(58) **Field of Search** D11/1, 2, 26-29,
D11/35, 36, 40-43, 79, 89-92; 63/1.11,
15, 15.1, 26-28, 32

(56) **References Cited**

U.S. PATENT DOCUMENTS

4,306,427 A * 12/1981 Urban 63/32
D286,387 S * 10/1986 Ishida D11/90
D287,232 S * 12/1986 Ishida D11/90

D333,108 S * 2/1993 Akselrod D11/90
D411,133 S * 6/1999 Alvrado D11/90
D414,133 S * 9/1999 Parker D11/90
D415,712 S * 10/1999 Tolkowski D11/90
D419,104 S * 1/2000 Ceulemans D11/90
D431,492 S * 10/2000 Wagemans D11/90
D452,457 S * 12/2001 Tolkowski D11/90

* cited by examiner

Primary Examiner—Ralf Seifert

(74) *Attorney, Agent, or Firm*—Anderson Kill & Olick, P.C.

(57) **CLAIM**

The ornamental design for a diamond, as shown and described.

DESCRIPTION

FIG. 1 is a top plan view of a diamond showing my new design;

FIG. 2 is a bottom plan view thereof; and,

FIG. 3 is a side elevational view thereof.

1 Claim, 2 Drawing Sheets

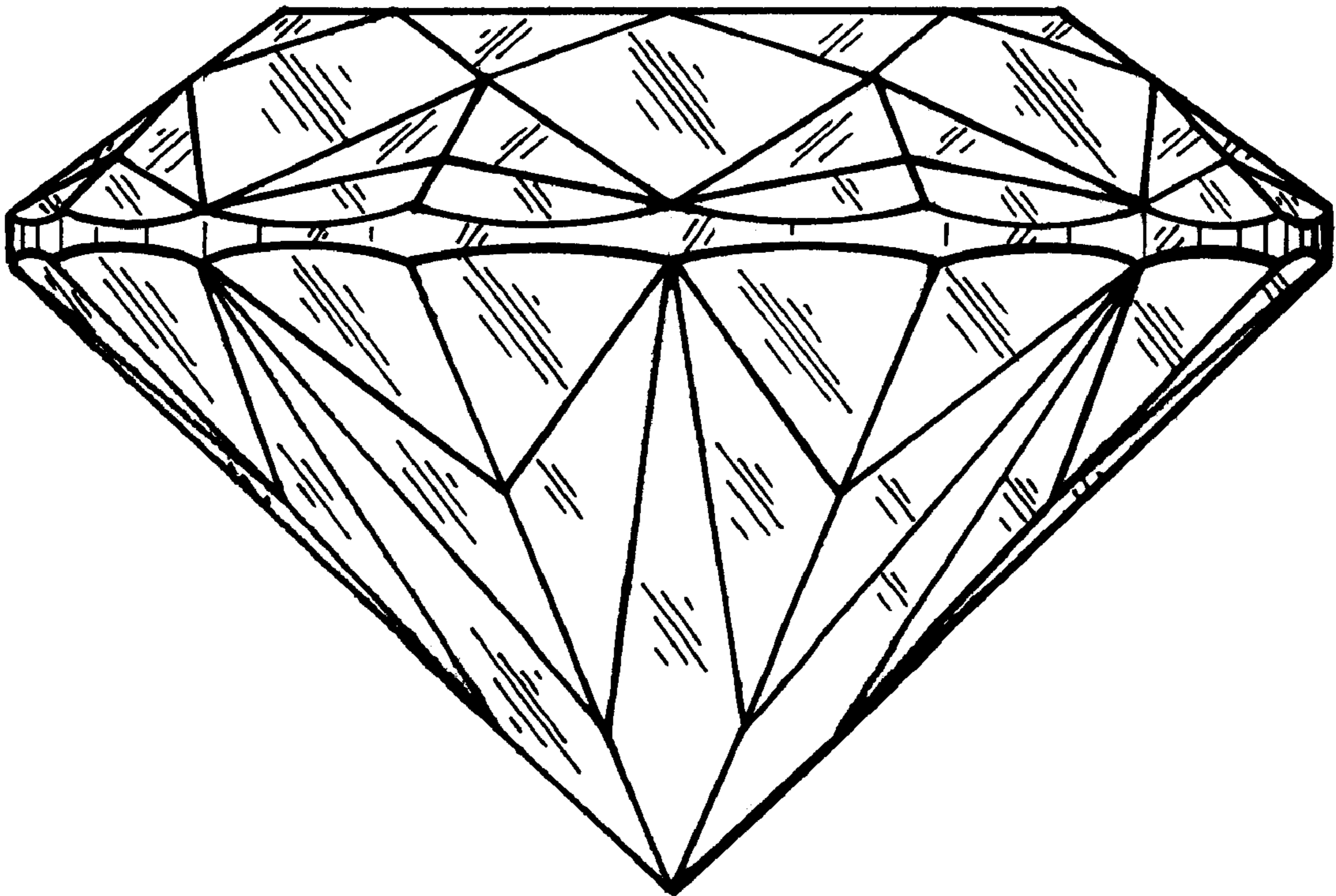


FIG. 1

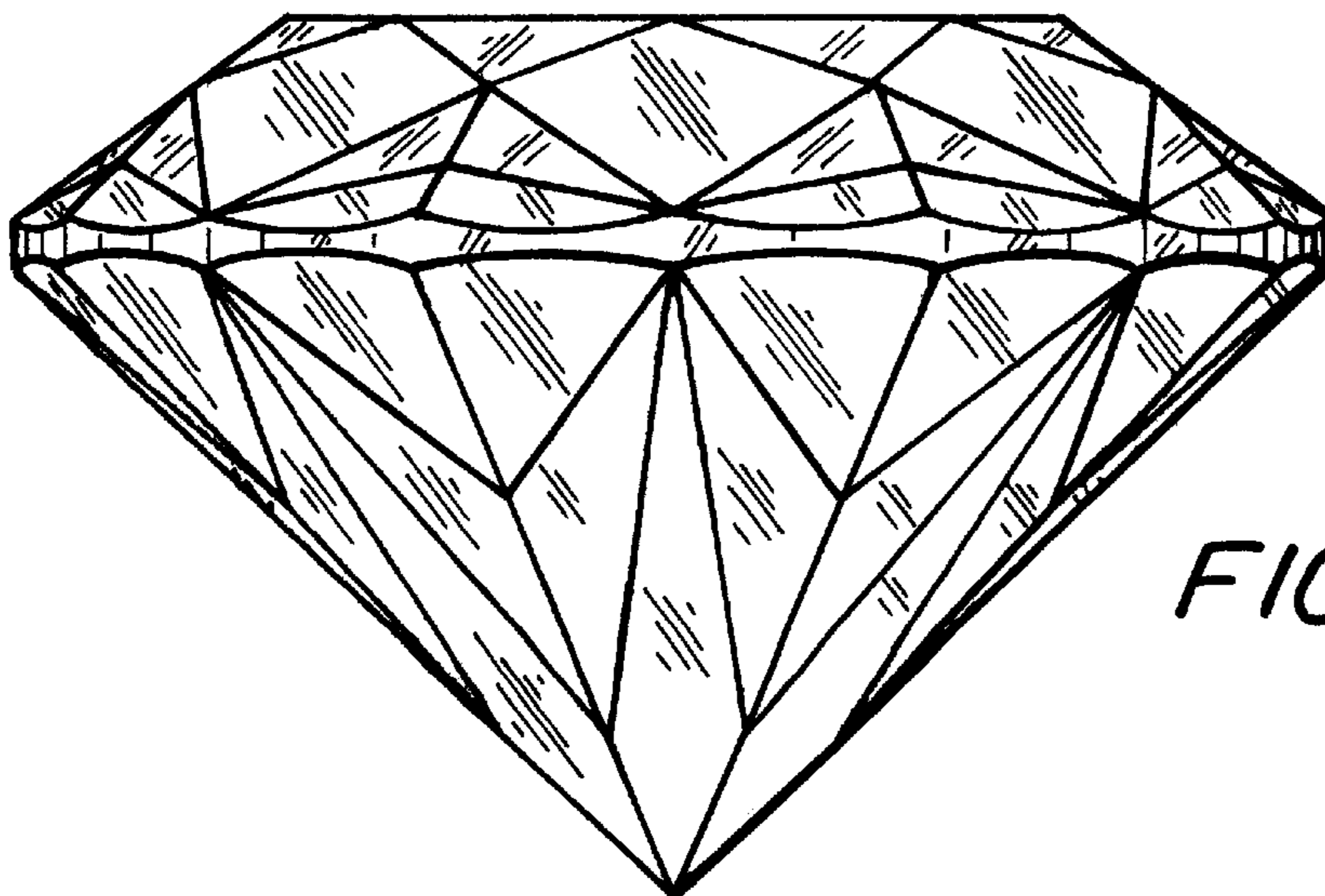
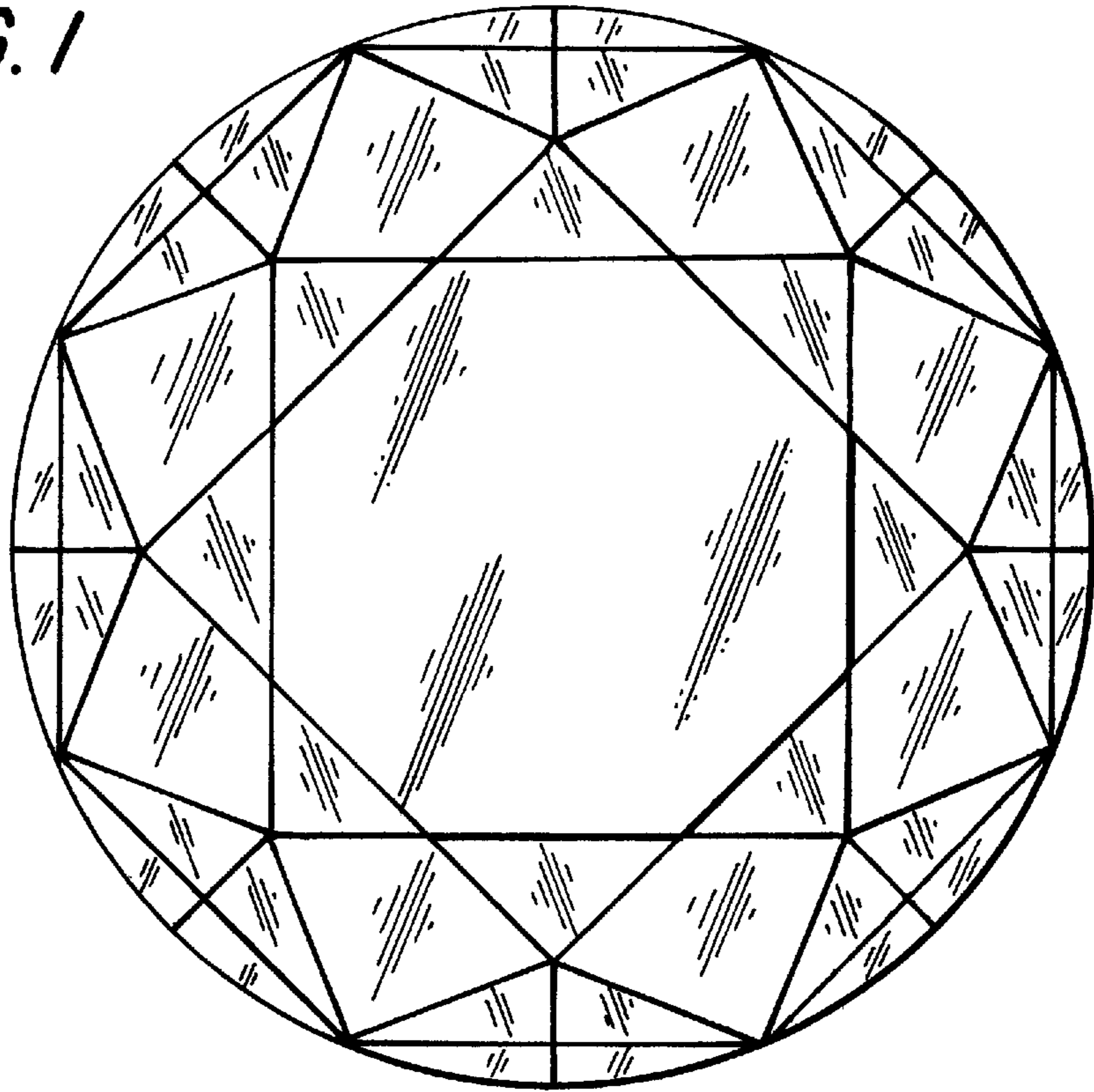


FIG. 3

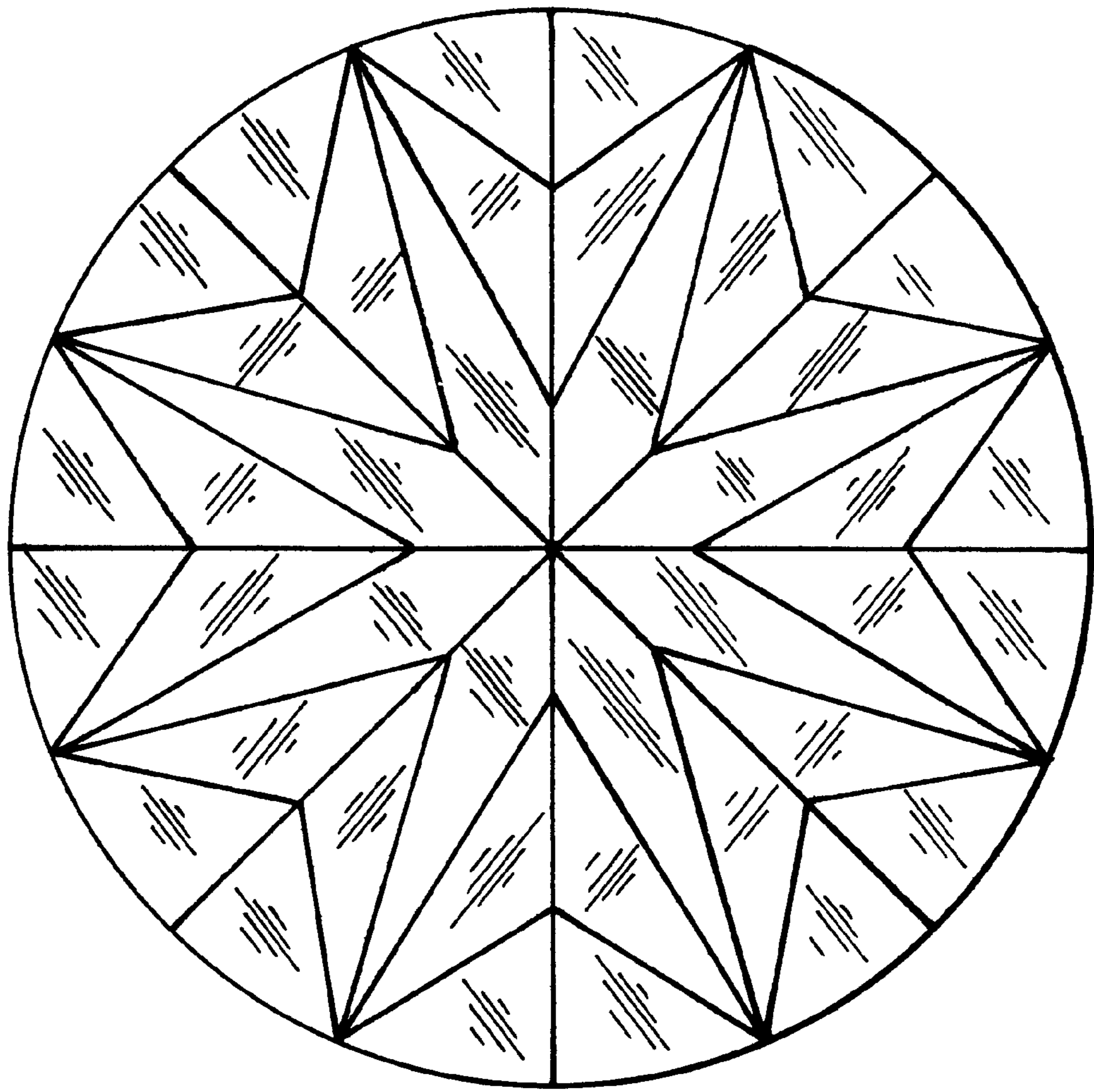


FIG. 2