



US00D459664S

(12) **United States Design Patent**
Koo

(10) **Patent No.:** **US D459,664 S**

(45) **Date of Patent:** **** Jul. 2, 2002**

- (54) **WATCH WITH WATCHSTRAP**
- (75) Inventor: **Kwok Keung Koo**, Hong Kong (HK)
- (73) Assignee: **Stelux Watch Limited**, Hong Kong (HK)
- (**) Term: **14 Years**
- (21) Appl. No.: **29/150,382**
- (22) Filed: **Nov. 23, 2001**

- D407,030 S * 3/1999 Toyoshima et al. D10/39
- D407,340 S * 3/1999 Moriai D11/3
- D407,341 S * 3/1999 Oshita D11/3
- D409,940 S * 5/1999 Spandrio et al. D11/3
- D410,406 S * 6/1999 Iwamoto et al. D11/3
- D427,916 S * 7/2000 Paredes et al. D10/30
- D435,462 S * 12/2000 Chung D10/32
- D441,302 S * 5/2001 Tomimatsu D10/30
- D445,041 S * 7/2001 Tan et al. D10/32
- D452,006 S * 12/2001 Komulainen D24/167

* cited by examiner

Primary Examiner—Nelson C. Holtje
(74) *Attorney, Agent, or Firm*—Norris, McLaughlin & Marcus P.A.

Related U.S. Application Data

- (62) Division of application No. 29/144,200, filed on Jun. 26, 2001, which is a division of application No. 29/137,160, filed on Feb. 14, 2001.

(30) **Foreign Application Priority Data**

Oct. 17, 2000 (HK) 0011497M

- (51) **LOC (7) Cl.** **10-02**
- (52) **U.S. Cl.** **D10/32**
- (58) **Field of Search** D10/1-39, 122-132; 368/276-277, 285, 42-44, 281-282, 28-30, 82-84; D11/3-25; 63/1.11, 3, 5, 11

(56) **References Cited**

U.S. PATENT DOCUMENTS

- D383,396 S * 9/1997 Houlihan D10/30
- D394,391 S * 5/1998 Bruce et al. D10/30
- D394,394 S * 5/1998 Bruce et al. D10/30
- D394,395 S * 5/1998 Bruce et al. D10/30

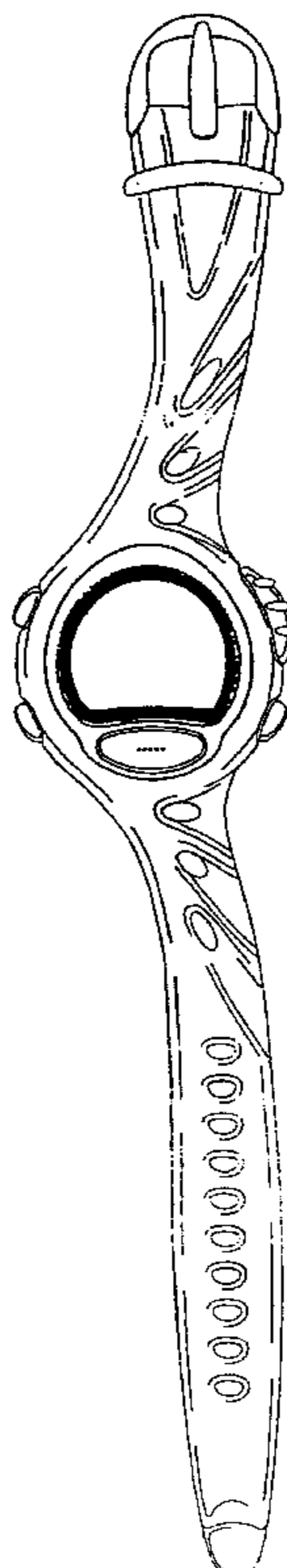
(57) **CLAIM**

The ornamental design for watch with watchstrap, as shown and described.

DESCRIPTION

FIG. 1 is a front view with strap flattened out of a first embodiment of the design for watch with watchstrap;
 FIG. 2 is a back view of the design of FIG. 1;
 FIG. 3 is a right side view of the design of FIG. 1 with the strap curved;
 FIG. 4 is a left side view of the design of FIG. 1 with the strap curved;
 FIG. 5 is a right end view of the design of FIG. 1 with the strap curved; and,
 FIG. 6 is a left end view of the design of FIG. 1 with the strap curved.

1 Claim, 3 Drawing Sheets



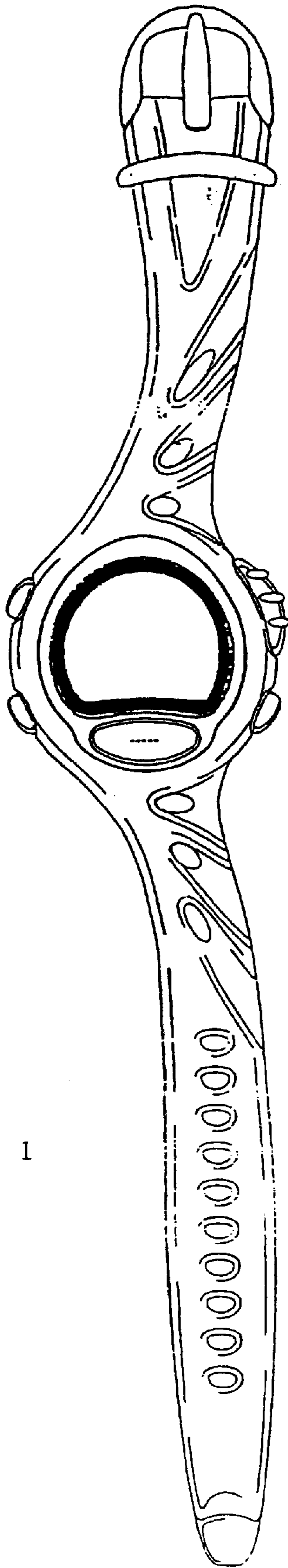


FIG. 1

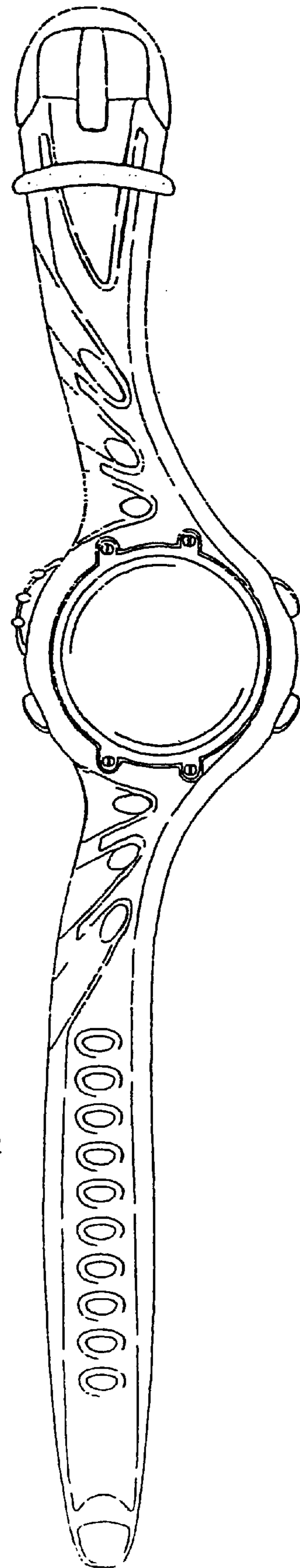


FIG. 2

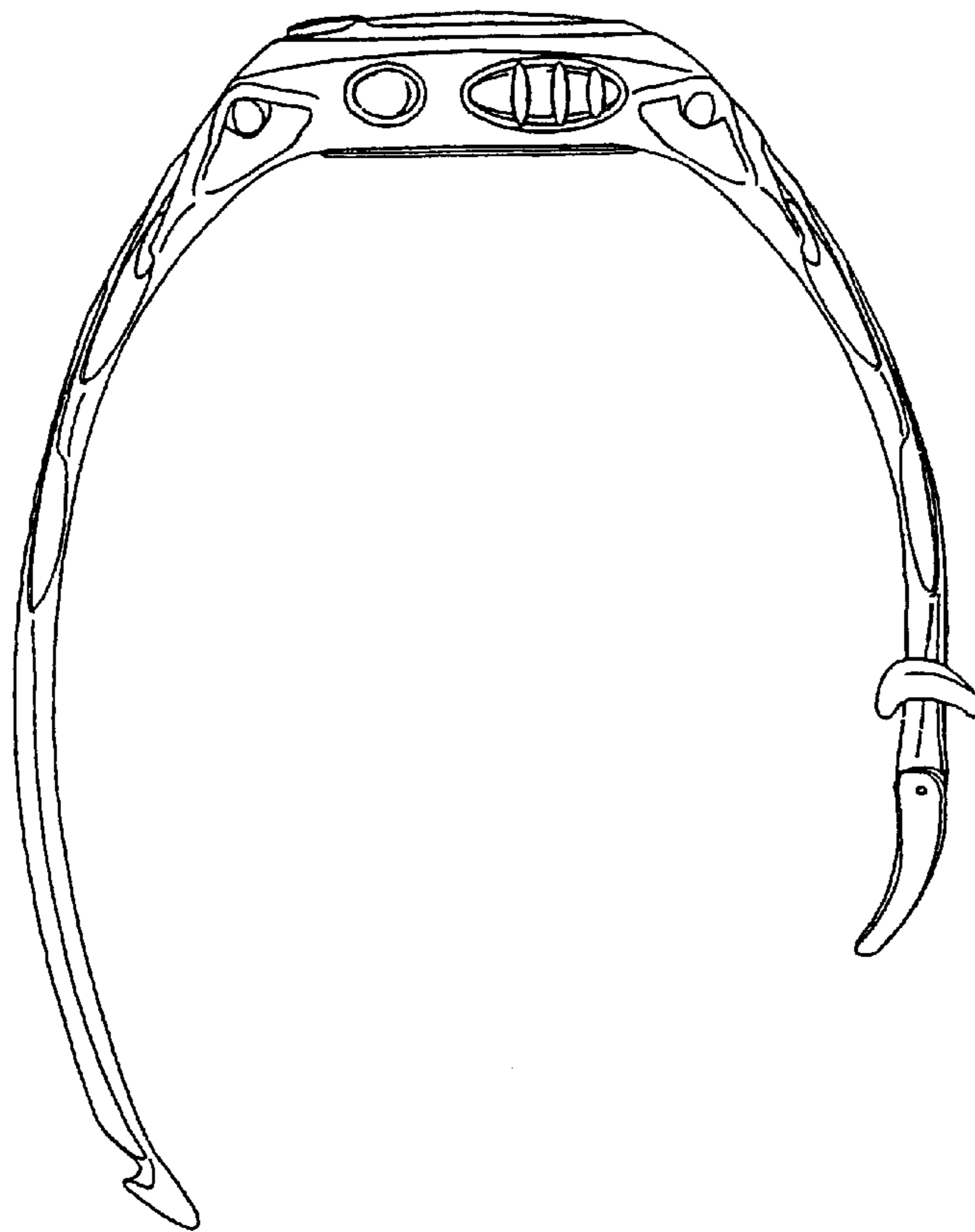


FIG. 3

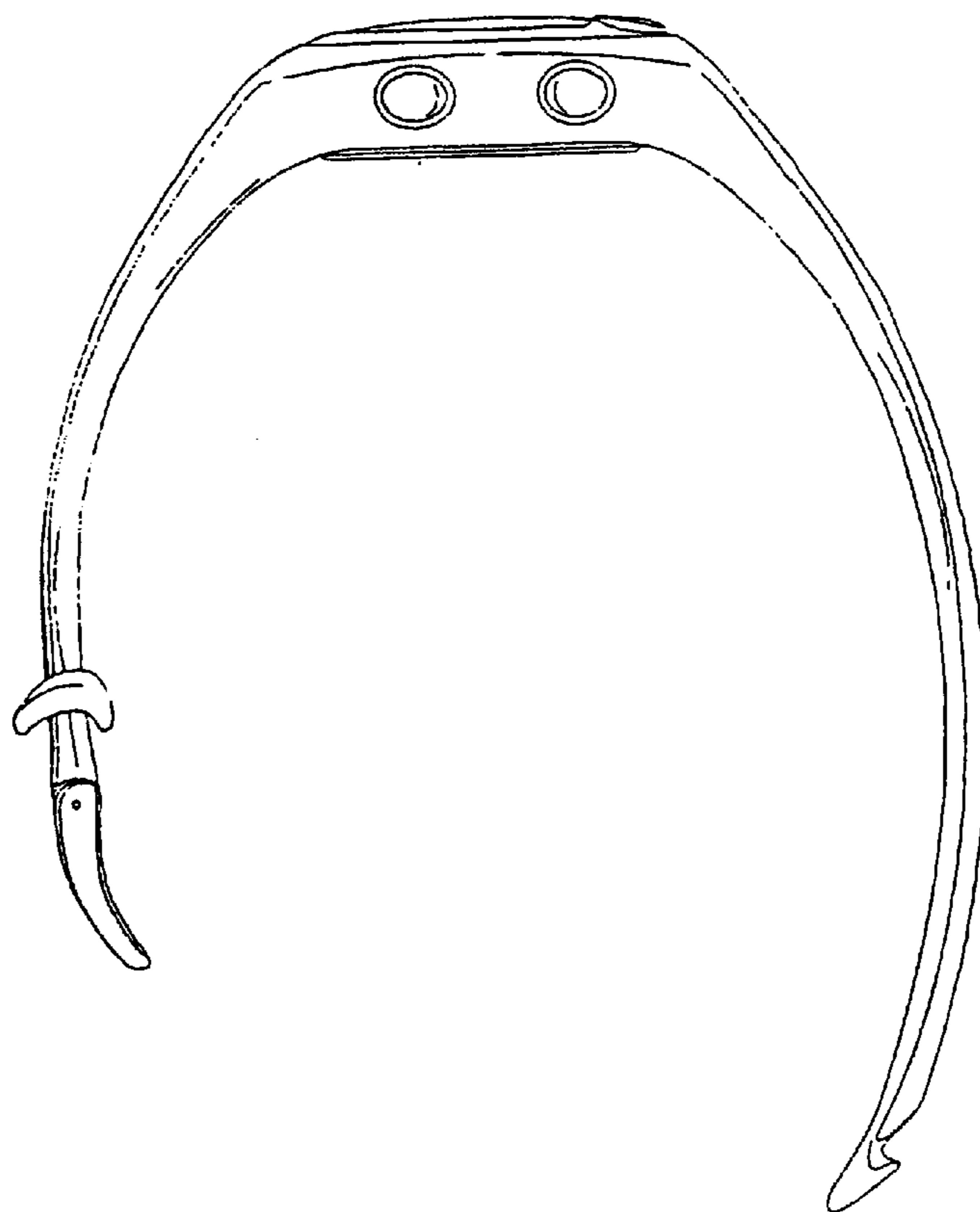


FIG. 4

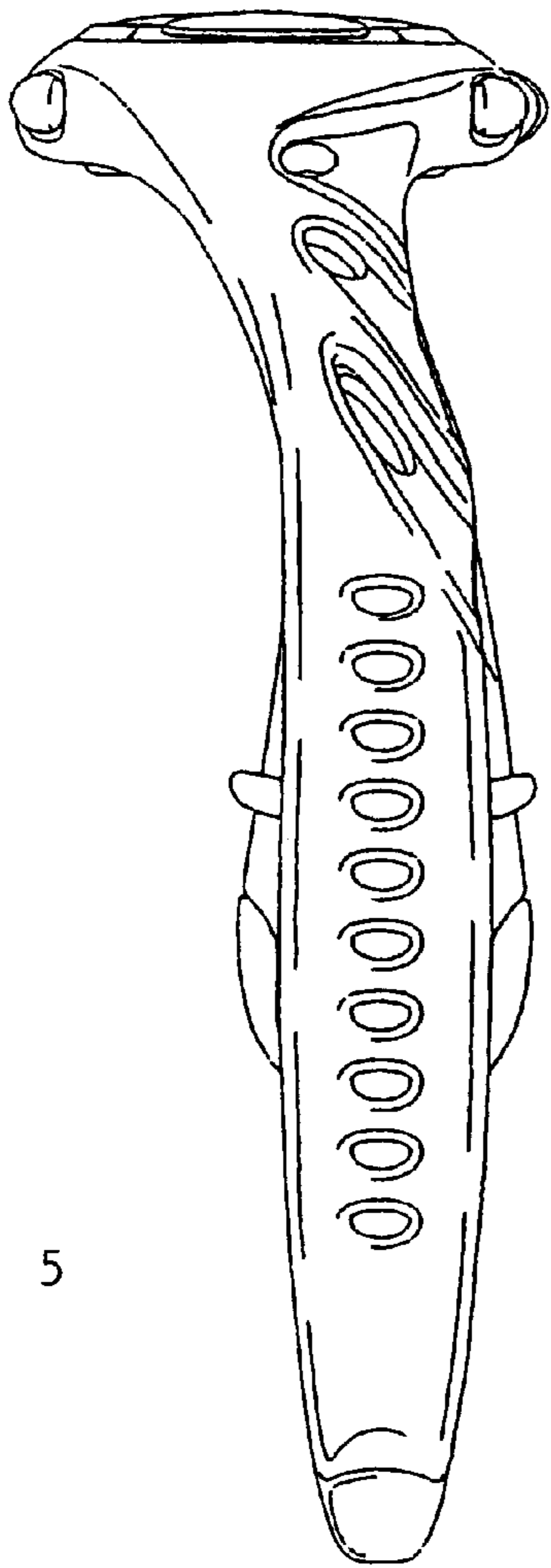


FIG. 5

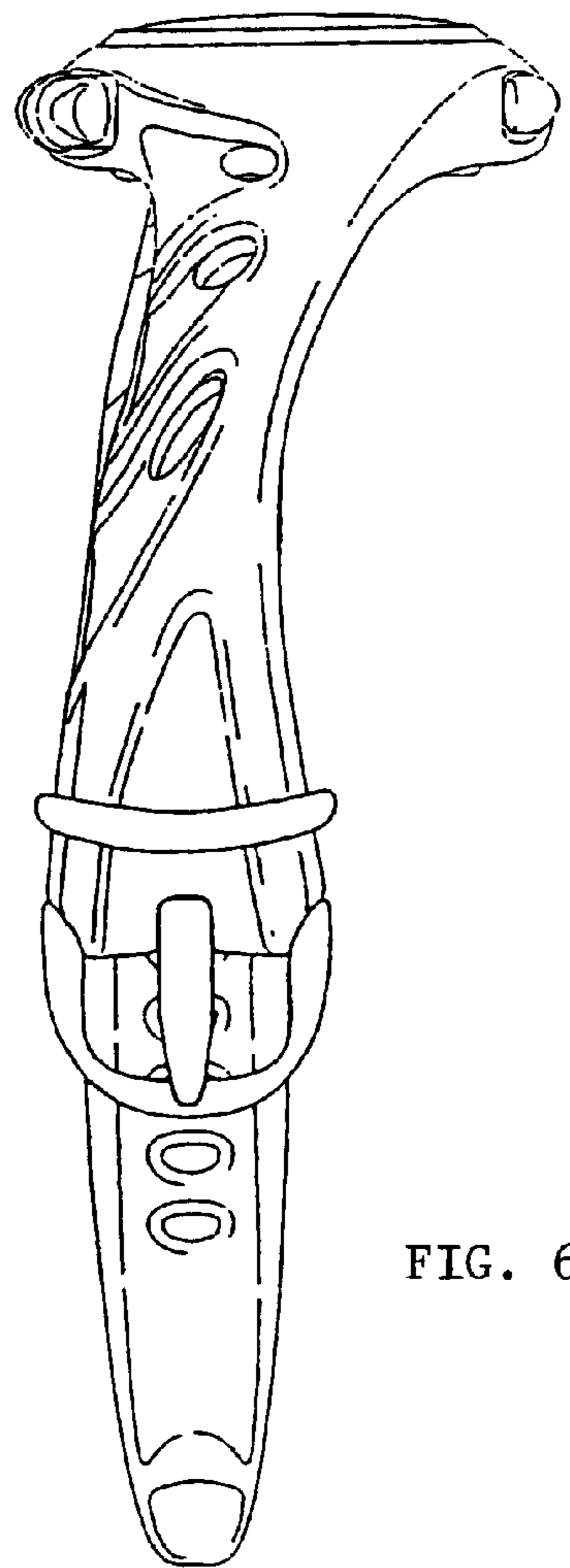


FIG. 6