



US00D459659S

(12) **United States Design Patent**  
**Chung**

(10) **Patent No.:** **US D459,659 S**

(45) **Date of Patent:** **\*\* Jul. 2, 2002**

(54) **SHAMPOO BOTTLE**

(75) **Inventor:** **Woon-Sung Chung**, Kyungki-do (KR)

(73) **Assignee:** **LG Household & Health Care Ltd.**,  
Seoul (KR)

(\*\*) **Term:** **14 Years**

(21) **Appl. No.:** **29/128,616**

(22) **Filed:** **Aug. 28, 2000**

(30) **Foreign Application Priority Data**

Mar. 10, 2000 (KR) ..... 00-6096

(51) **LOC (7) Cl.** ..... **09-01**

(52) **U.S. Cl.** ..... **D9/529; D9/530; D9/551;**  
**D9/557; D9/558**

(58) **Field of Search** ..... D9/338, 504, 516,  
D9/520, 521, 529, 530, 542, 549, 551,  
552, 557, 564, 565, 570, 574; 215/381-384;  
220/675; 222/210, 214, 212, 213, 215,  
556

(56) **References Cited**

**U.S. PATENT DOCUMENTS**

D124,034 S	*	12/1940	Ireys	.....	D9/551
D343,361 S	*	1/1994	More	.....	D9/529
D362,626 S	*	9/1995	Rossi	.....	D9/529
D372,199 S	*	7/1996	Lathrop et al.	.....	D9/558
D383,394 S	*	9/1997	Davis	.....	D9/539
D398,239 S	*	9/1998	Bertolini et al.	.....	D9/570 X
D398,536 S	*	9/1998	Chan et al.	.....	D9/542
D407,316 S	*	3/1999	Zaksenberg	.....	D9/529 X
D414,701 S	*	10/1999	Zaksenberg	.....	D9/529 X
D422,506 S	*	4/2000	Cummings	.....	D9/570 X

D427,521 S	*	7/2000	Smith et al.	.....	D9/338
D429,645 S	*	8/2000	Erckelbout et al.	.....	D9/551 X
D430,034 S	*	8/2000	Kikuchi	.....	D9/529
D439,165 S	*	3/2001	Erckelbout et al.	.....	D9/529 X

\* cited by examiner

*Primary Examiner*—Ted Shooman

*Assistant Examiner*—Carol Rademaker

(74) *Attorney, Agent, or Firm*—Alston & Bird LLP

(57) **CLAIM**

The ornamental design for shampoo bottle, as shown and described.

**DESCRIPTION**

FIG. 1 is a front elevational view of the design for shampoo bottle;

FIG. 2 is a rear elevational view of the design of FIG. 1; FIG. 3 is a left side elevational view of the design of FIG. 1;

FIG. 4 is a right side elevational view of the design of FIG. 1;

FIG. 5 is a top plan view of the design of FIG. 1;

FIG. 6 is a bottom plan view of the design of FIG. 1;

FIG. 7 is a perspective view of the design of FIG. 1;

FIG. 8 is a front-elevational view of the design of FIG. 1; and,

FIG. 9 is an exploded perspective view of the design of FIG. 1, showing the cap removed from the bottle and showing the flip-top portion of the cap in an alternate position.

The broken line showing is for illustrative purposes only to show how multiple shampoo bottles fit together when placed adjacent to one another.

**1 Claim, 6 Drawing Sheets**

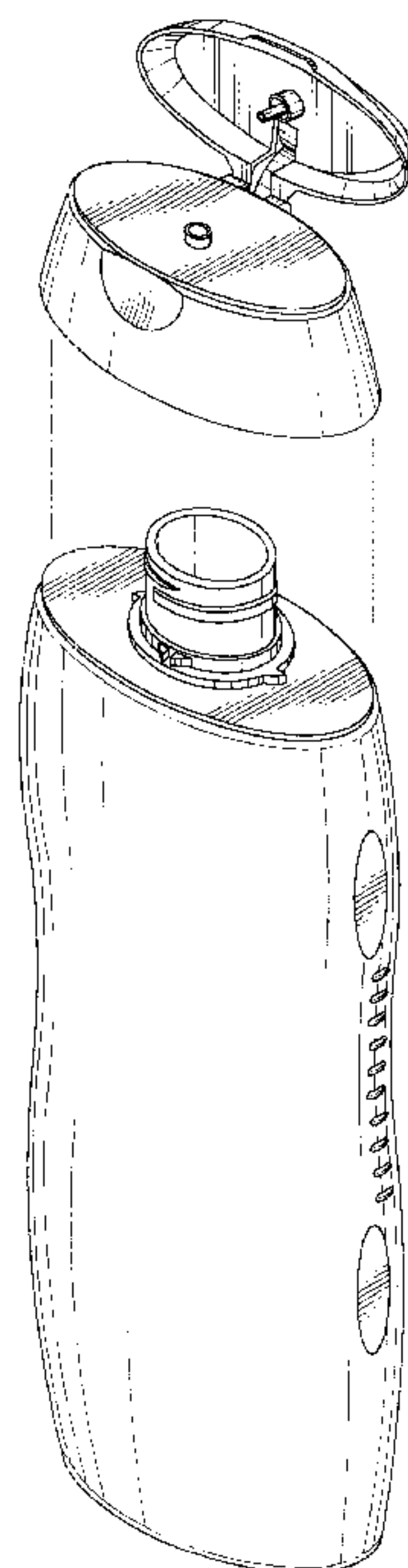


Fig.1




Fig.2

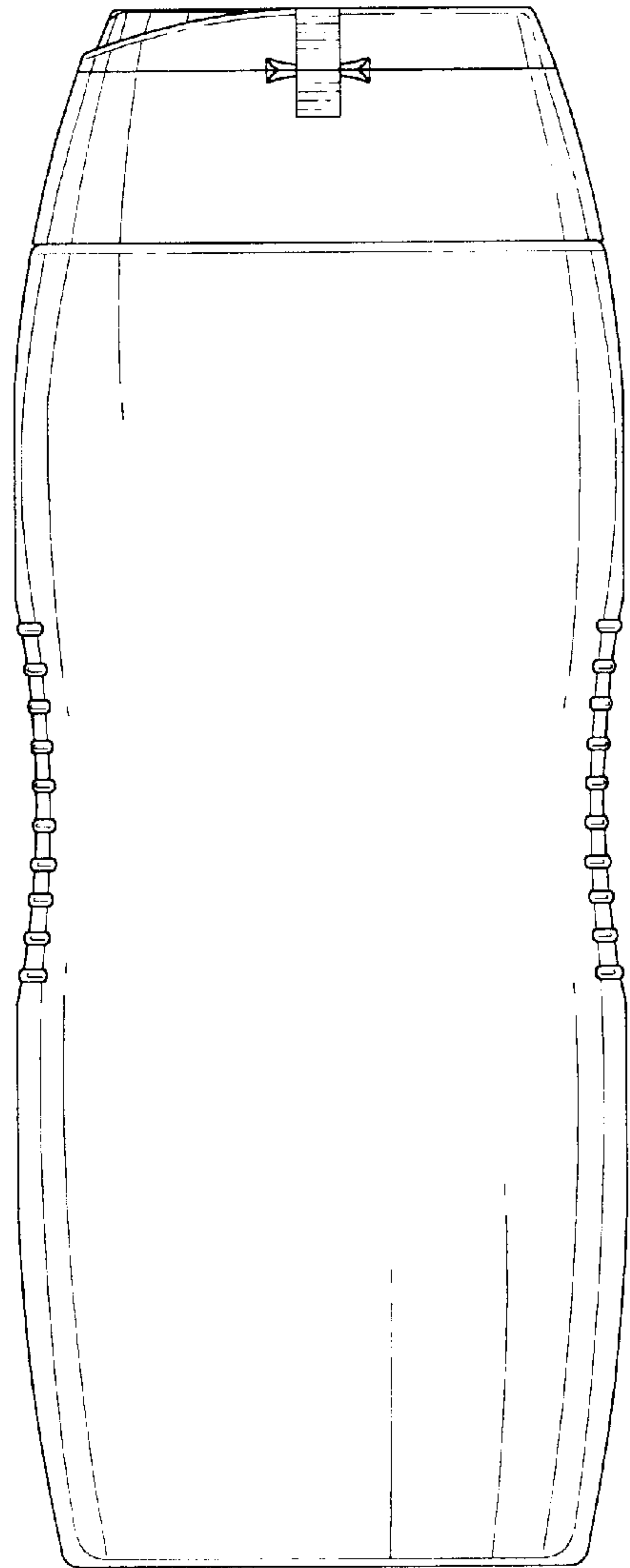


Fig.3

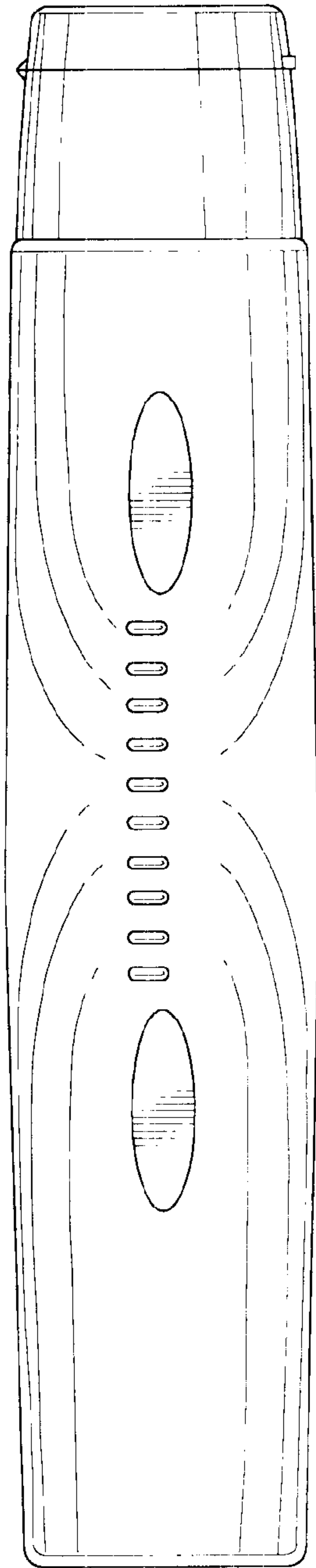


Fig.4

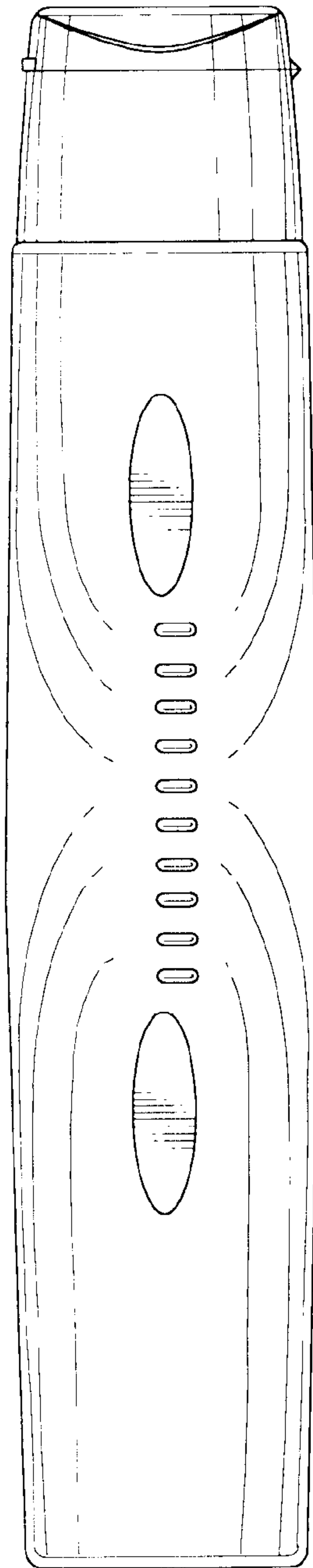


Fig.5

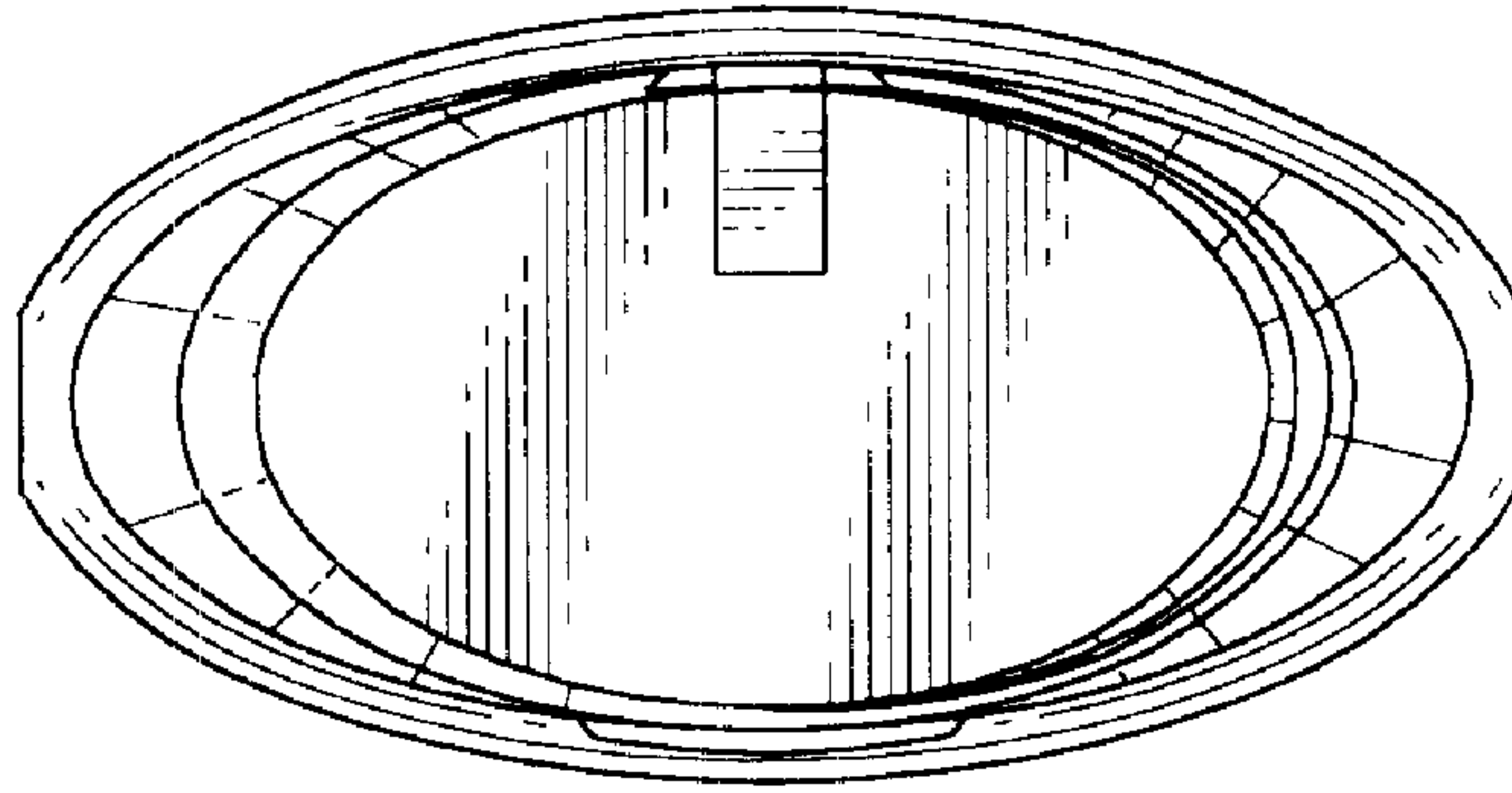


Fig.6

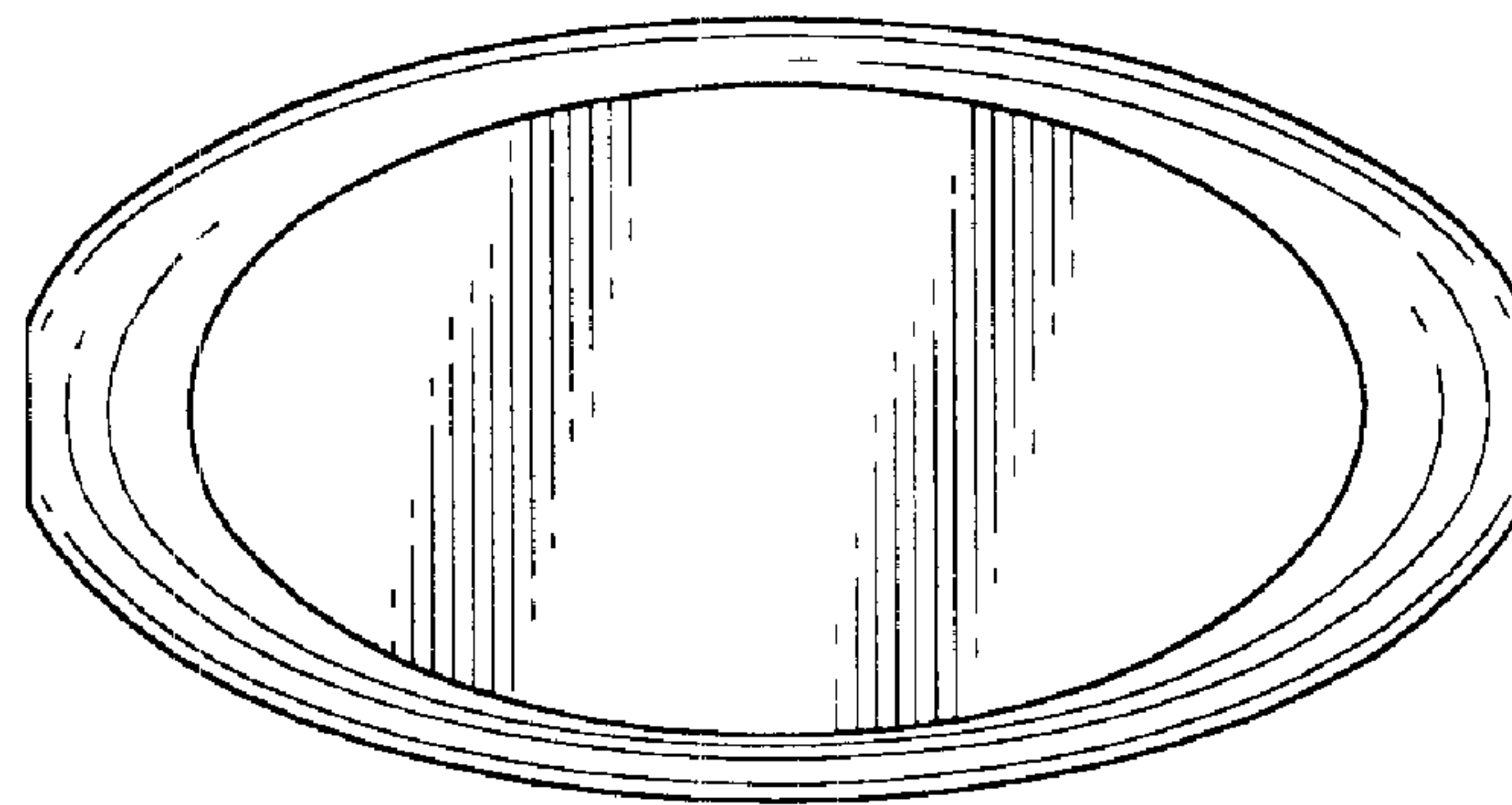


Fig. 7

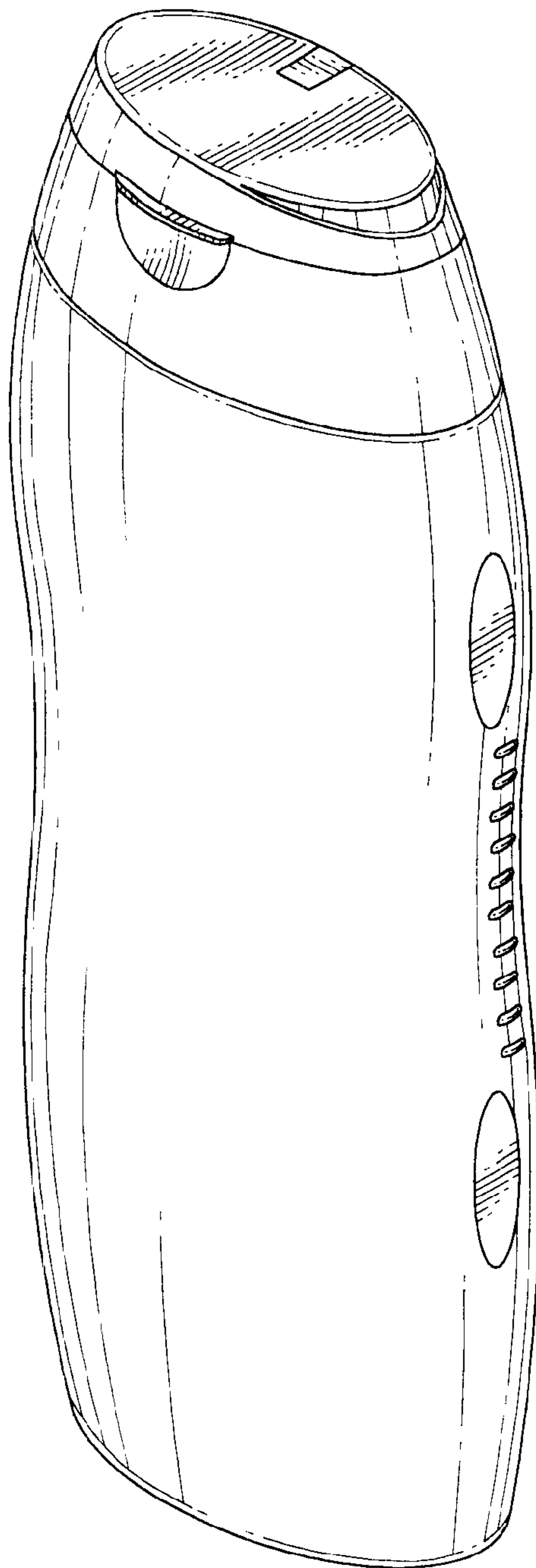


Fig.8

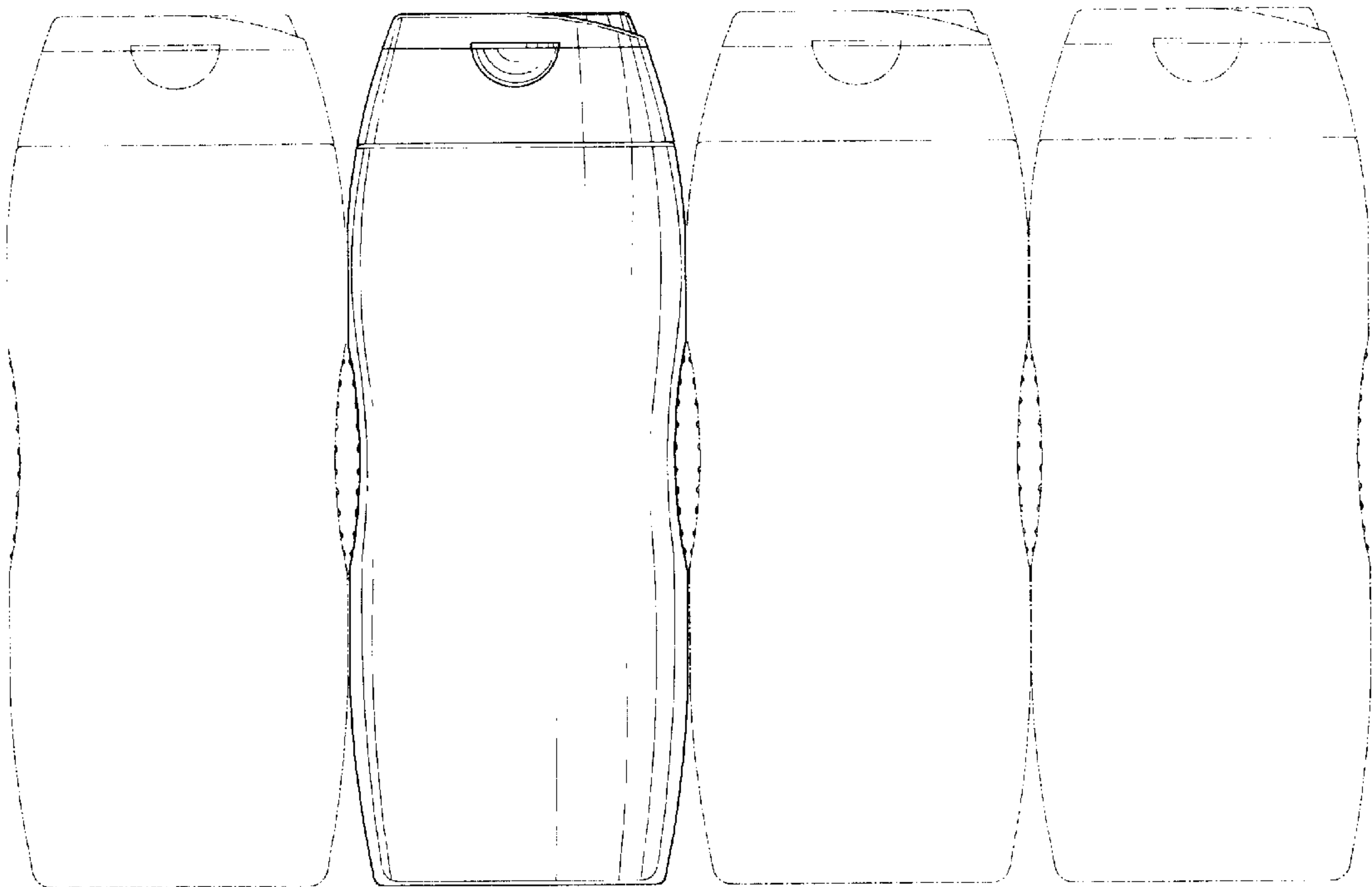


Fig.9

