



US00D459649S

(12) **United States Design Patent**  
**Lai**

(10) **Patent No.:** **US D459,649 S**

(45) **Date of Patent:** **\*\* Jul. 2, 2002**

(54) **CORD REEL**

(76) **Inventor:** **Li-Chun Lai**, 21F-1, No.33, Sec. 1,  
Min Sheng Rd., Panchiao City, Taipei  
Hsien (TW)

(\*\*) **Term:** **14 Years**

(21) **Appl. No.:** **29/114,660**

(22) **Filed:** **Nov. 29, 1999**

(51) **LOC (7) Cl.** ..... **08-05**

(52) **U.S. Cl.** ..... **D8/359**

(58) **Field of Search** ..... D8/359; 242/405.3,  
242/403.1, 564.4, 395

(56) **References Cited**

**U.S. PATENT DOCUMENTS**

- D289,492 S \* 4/1987 Clivio et al. .... D8/359
- D352,449 S \* 11/1994 Rosine ..... D8/359
- D404,286 S \* 1/1999 Plantz et al. .... D8/359

\* cited by examiner

*Primary Examiner*—Holly Baynham

(74) *Attorney, Agent, or Firm*—Raymond Y. Chan; David  
and Raymond Patent Group

(57) **CLAIM**

The ornamental design for a cord reel, as shown.

**DESCRIPTION**

FIG. 1 is a front right perspective view of a cord reel showing my new design;

FIG. 2 is a front perspective view thereof;

FIG. 3 is a rear perspective view thereof;


FIG. 4 is a left side elevation view thereof;

FIG. 5 is a right side elevation view thereof;

FIG. 6 is a top plan view thereof; and,

FIG. 7 is a bottom plan view thereof.

**1 Claim, 7 Drawing Sheets**








FIG. 1




FIG. 2






FIG. 3






FIG. 4






FIG. 5






FIG. 6






FIG. 7