



US00D459638S

(12) **United States Design Patent**
Wang et al.

(10) **Patent No.:** **US D459,638 S**

(45) **Date of Patent:** **** Jul. 2, 2002**

(54) **BARBECUE SPATULA**

5,774,994 A * 7/1998 Stein et al. 30/342
D427,858 S * 7/2000 Zemel D7/692

(75) Inventors: **Nigel Wang**, Taipei (TW); **Alison A. Roach**, Schaumburg, IL (US)

OTHER PUBLICATIONS

(73) Assignee: **The Pampered Chef, Ltd.**, Addison, IL (US)

Norpro Product Catalog 22, 1992, p. 52.
The Pampered Chef Catalog, Spring/Summer 1998, p. 18.

(**) Term: **14 Years**

* cited by examiner

(21) Appl. No.: **29/137,708**

Primary Examiner—Terry A. Wallace
(74) *Attorney, Agent, or Firm*—Olson & Hierl, Ltd.

(22) Filed: **Feb. 27, 2001**

(57) **CLAIM**

(51) **LOC (7) Cl.** **07-04**

The ornamental design for a barbecue spatula, as shown and described.

(52) **U.S. Cl.** **D7/692**

(58) **Field of Search** D7/692, 688, 691,
D7/696; 30/148, 162, 169, 342; 294/7,
8

DESCRIPTION

(56) **References Cited**

U.S. PATENT DOCUMENTS

2,234,242 A	3/1941	Gilbert	
2,747,911 A	5/1956	Kuever	
3,409,199 A	11/1968	Lake	
D282,518 S	2/1986	Mahoney	
4,711,029 A	* 12/1987	Somerset	30/148
D301,004 S	5/1989	Somerset	
D302,776 S	8/1989	Hiscott et al.	
D312,561 S	12/1990	Skerker et al.	
D392,851 S	* 3/1998	Zeller	D7/692
D396,389 S	7/1998	Durbin	

FIG. 1 is a perspective view of the inventive design for a barbecue spatula;
FIG. 2 is a side elevational view of the inventive design of FIG. 1;
FIG. 3 is an opposite side elevational view of the design of FIG. 1;
FIG. 4 is a top plan view of the design of FIG. 1;
FIG. 5 is a bottom plan view of the design of FIG. 1;
FIG. 6 is an end elevational view of the design of FIG. 1;
and,
FIG. 7 is an opposite end elevational view of the design of FIG. 1.

1 Claim, 3 Drawing Sheets

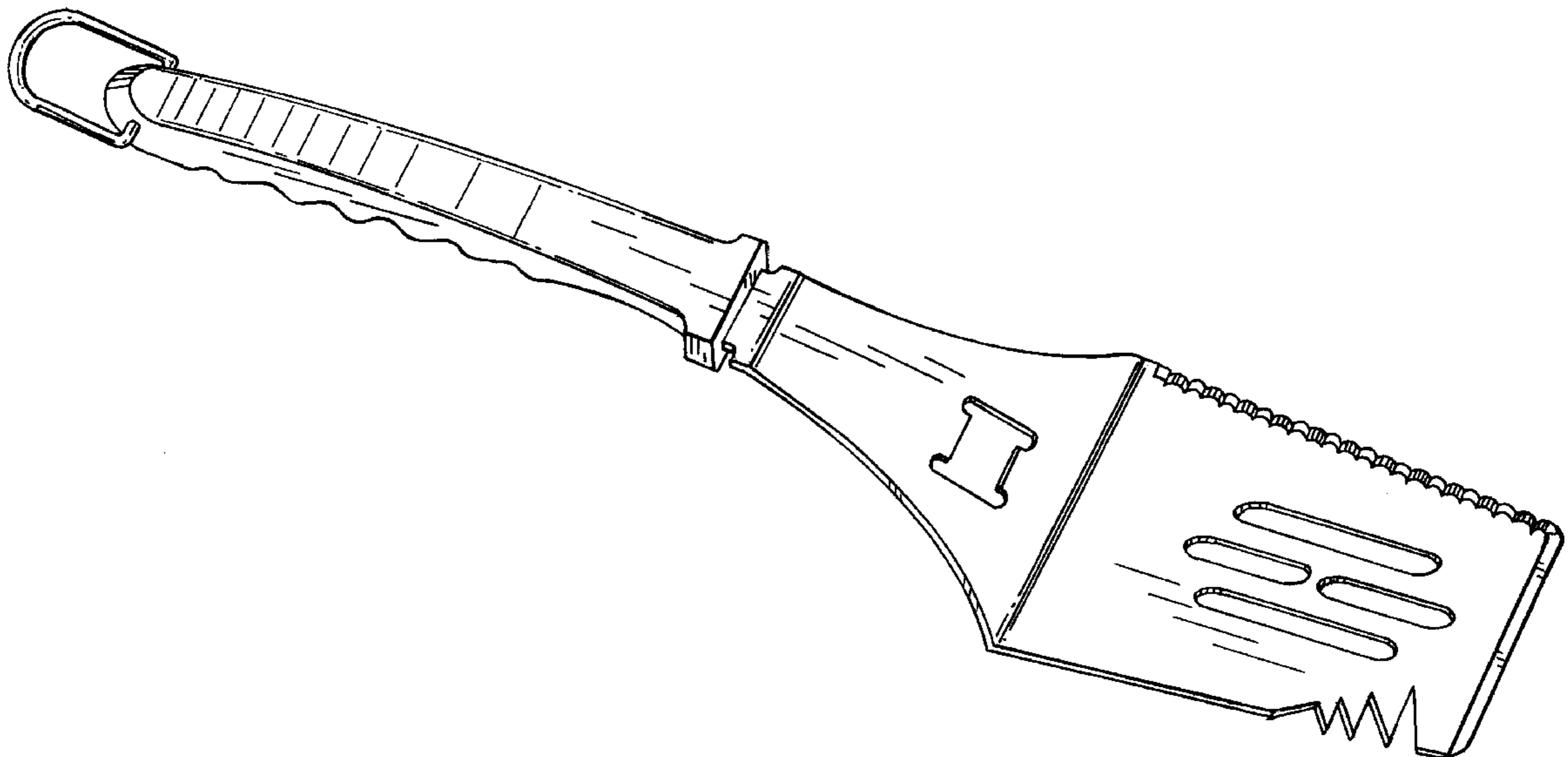


FIG. 1

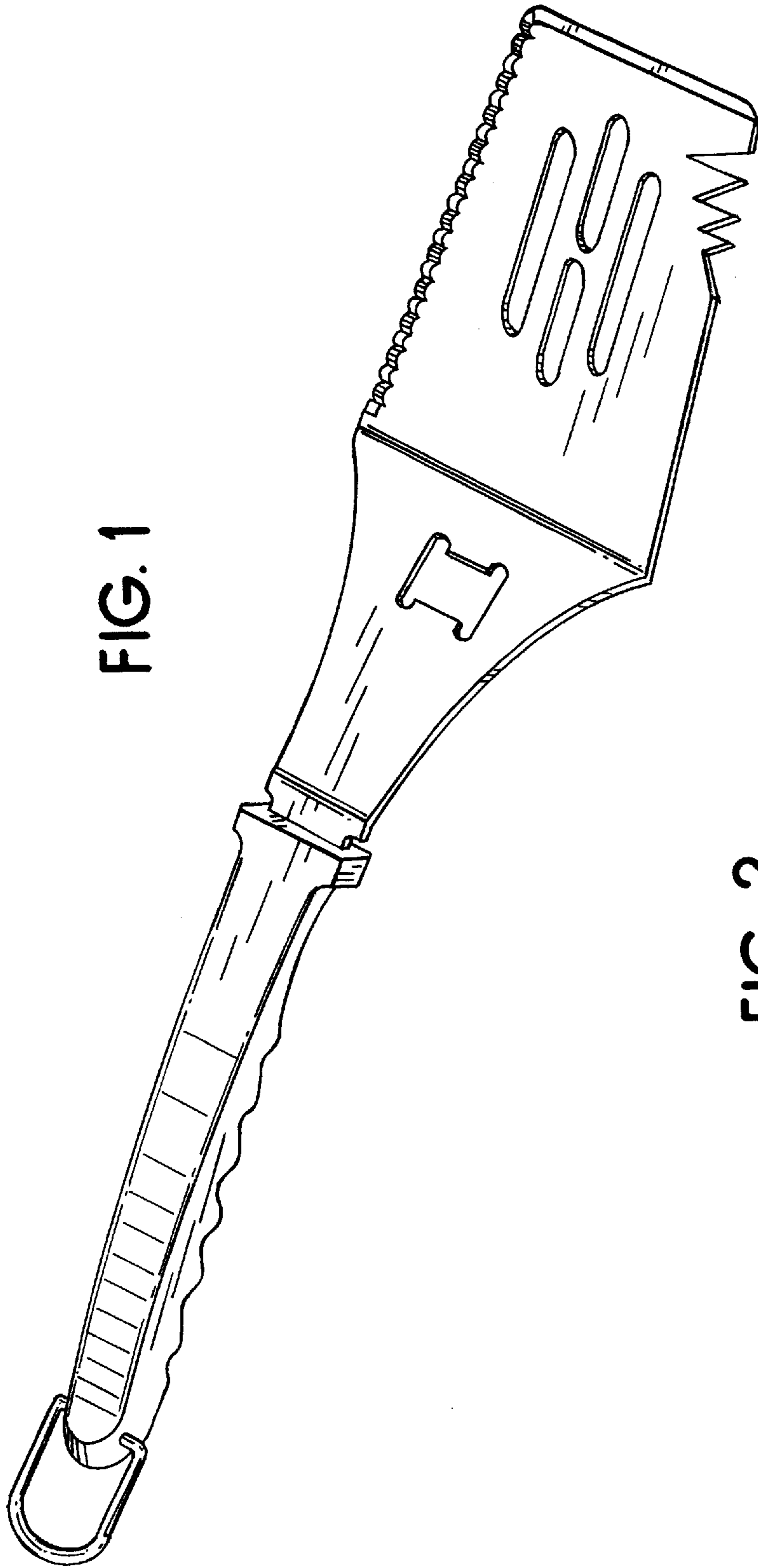


FIG. 2

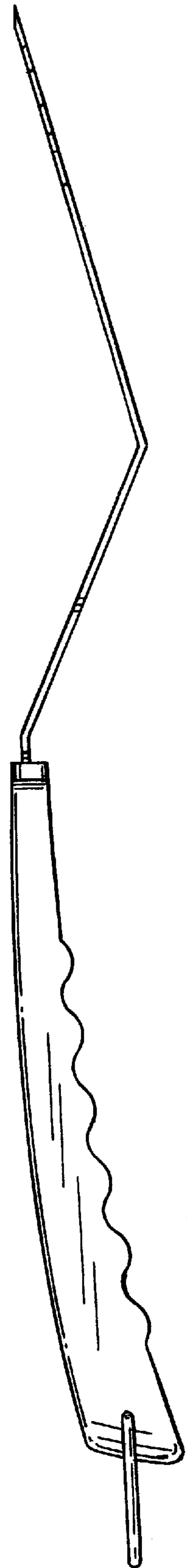


FIG. 3

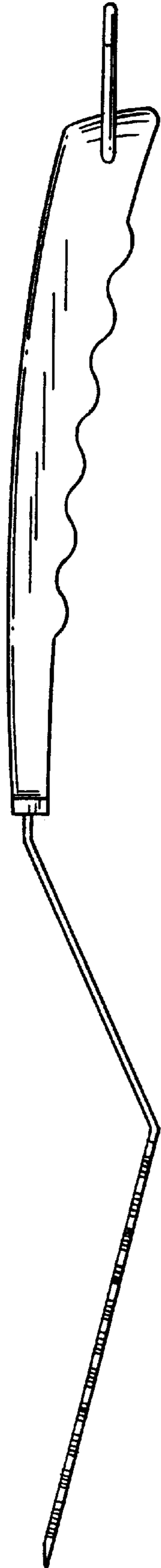


FIG. 4

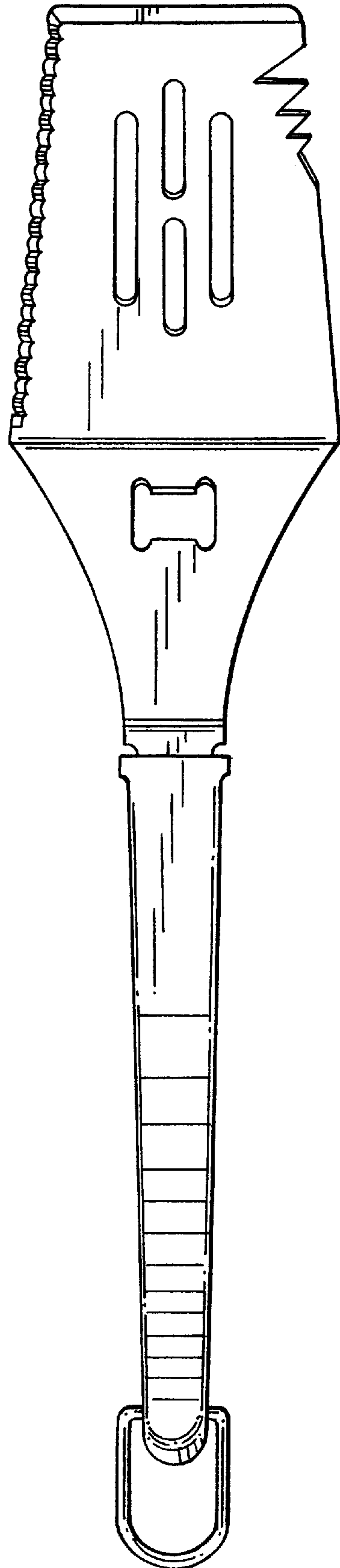


FIG. 5

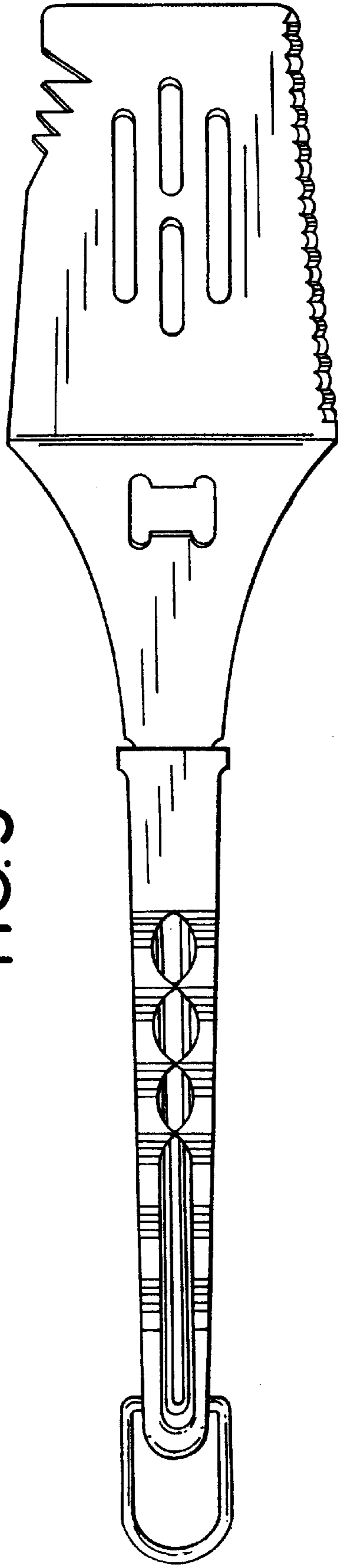


FIG. 6

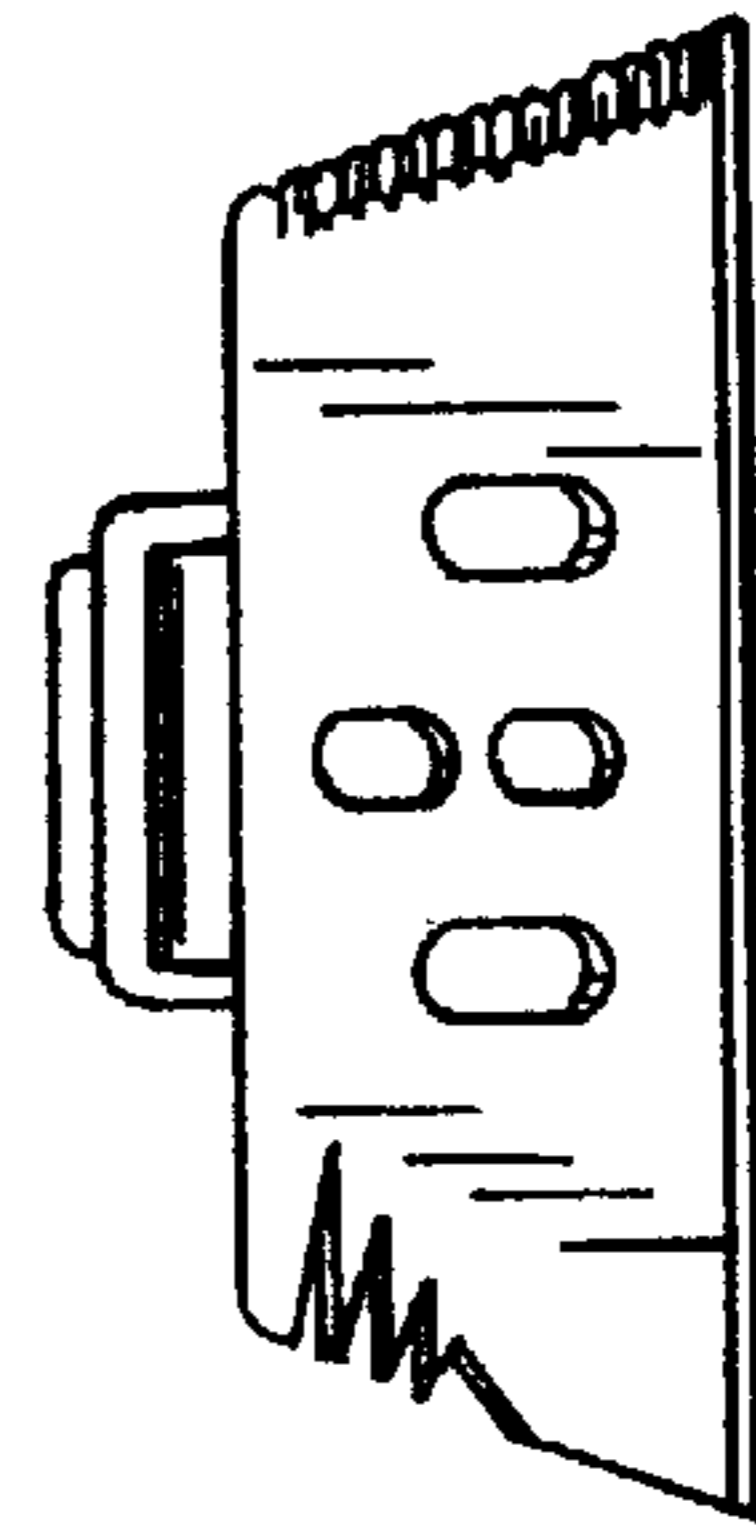


FIG. 7

