



US00D459637S

(12) **United States Design Patent**  
**Tardif et al.**

(10) **Patent No.:** **US D459,637 S**

(45) **Date of Patent:** **\*\* Jul. 2, 2002**

(54) **THERMAL BOTTLE WITH A TUMBLER AT EACH EXTREMITY**

3,371,807 A \* 3/1968 Clouser et al. .... 215/6  
D246,858 S \* 1/1978 Larson ..... D7/608 X

(75) Inventors: **Pierre Tardif**, Longueuil; **Kimberly Hoang**, St-Laurent, both of (CA)

\* cited by examiner

(73) Assignee: **Trudeau Corporation 1889, Inc.**, Quebec (CA)

*Primary Examiner*—Terry A. Wallace

(74) *Attorney, Agent, or Firm*—Fish & Richardson P.C.

(\*\*) Term: **14 Years**

(57) **CLAIM**

(21) Appl. No.: **29/151,306**

We claim the ornamental design for a thermal bottle with a tumbler at each extremity, as shown and described.

(22) Filed: **Dec. 7, 2001**

**DESCRIPTION**

**Related U.S. Application Data**

(62) Division of application No. 29/130,927, filed on Oct. 13, 2000.

FIG. 1 is a perspective view of a thermal bottle with a tumbler at each extremity;

(51) **LOC (7) Cl.** ..... **07-01**

(52) **U.S. Cl.** ..... **D7/608**

FIG. 2 is a front elevational view of the article shown in FIG. 1;

(58) **Field of Search** ..... D7/605–68; D9/501–504; 62/457.1, 457.7; 215/6, 12.1, 12.2, 13.1

FIG. 3 is a top view of the article shown in FIG. 1;

(56) **References Cited**

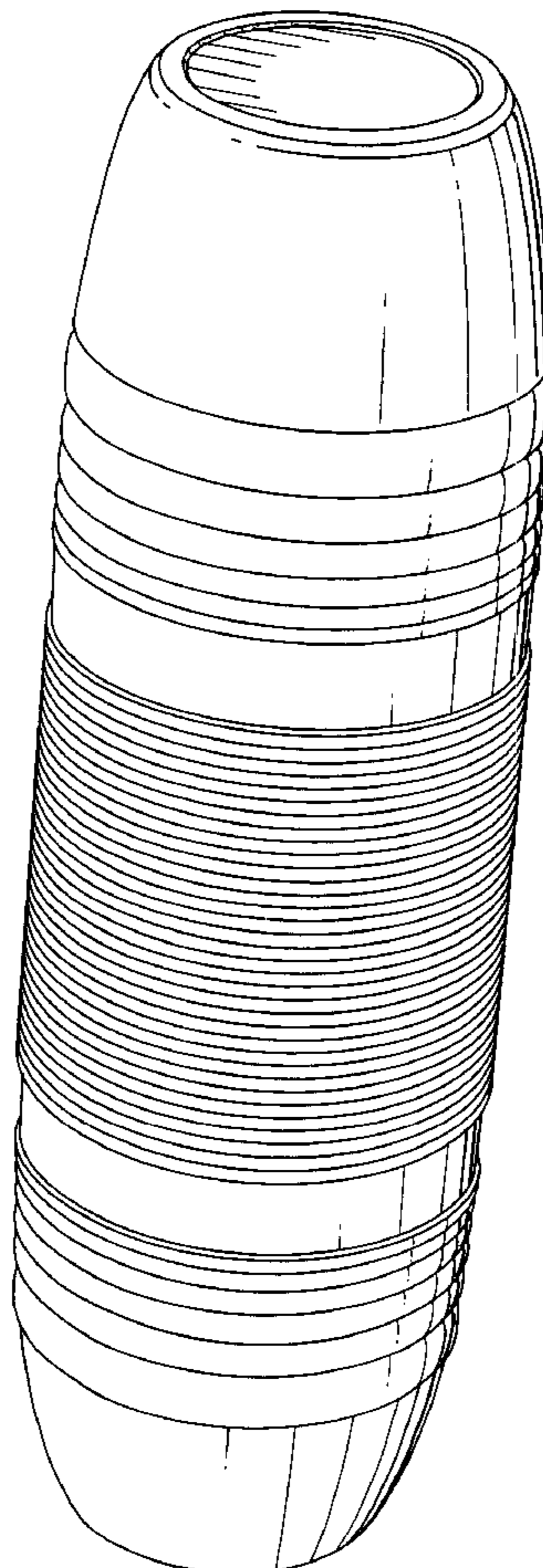
FIG. 4 is a side elevational view of the article shown in FIG. 1; and,

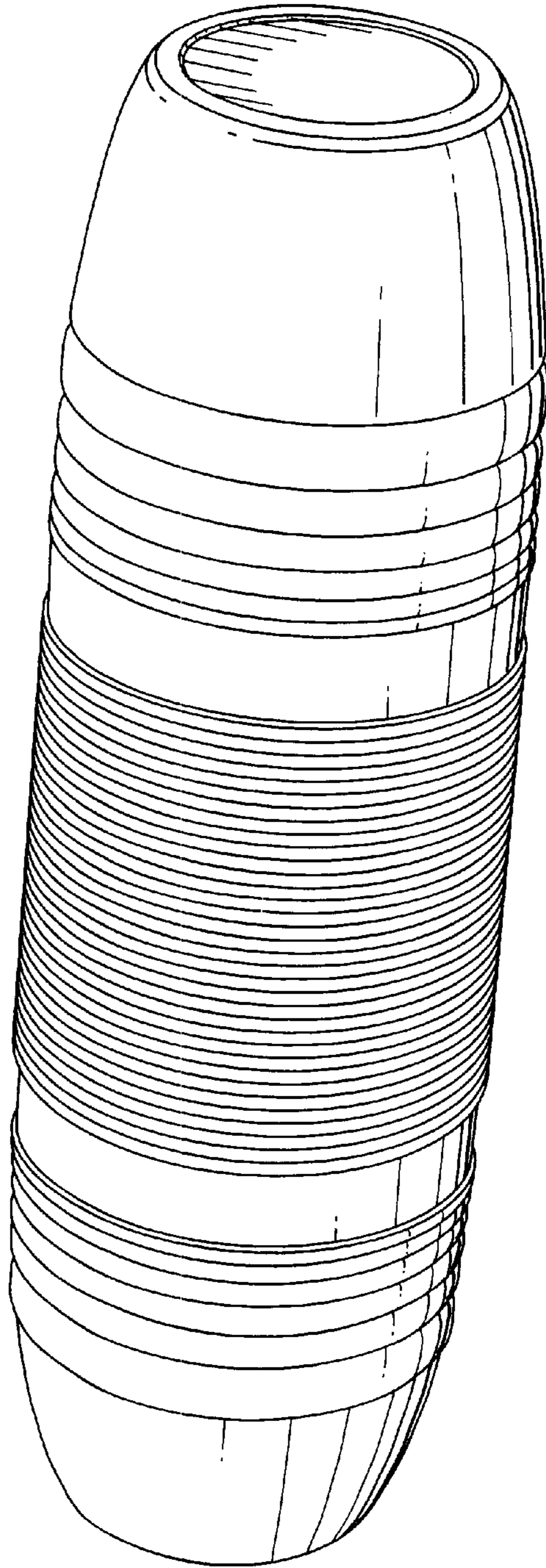
**U.S. PATENT DOCUMENTS**

FIG. 5 is a bottom view of the article shown in FIG. 1.

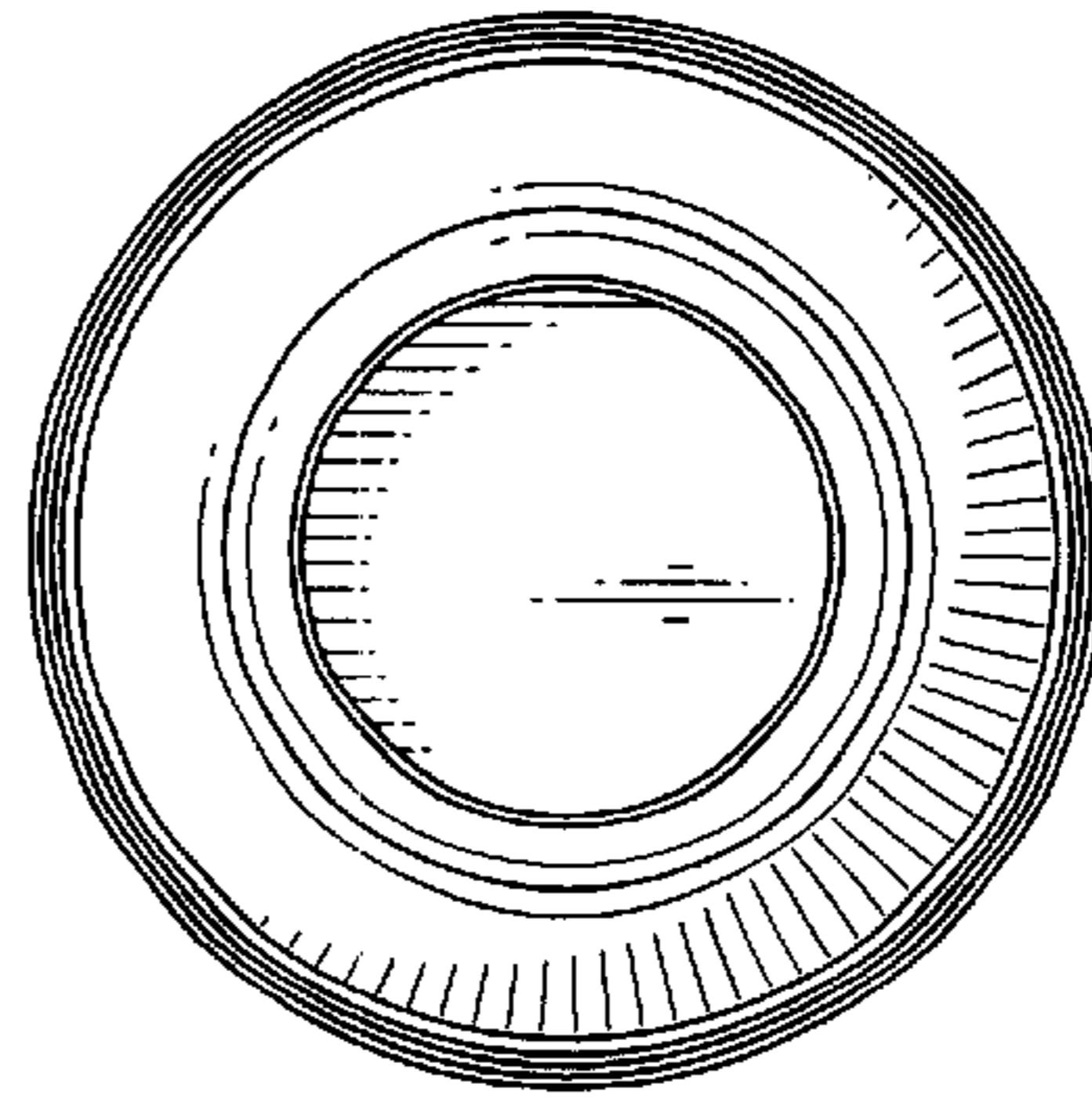
1,748,565 A \* 3/1930 Coryell ..... D7/608 X

**1 Claim, 3 Drawing Sheets**







**Fig. 1**



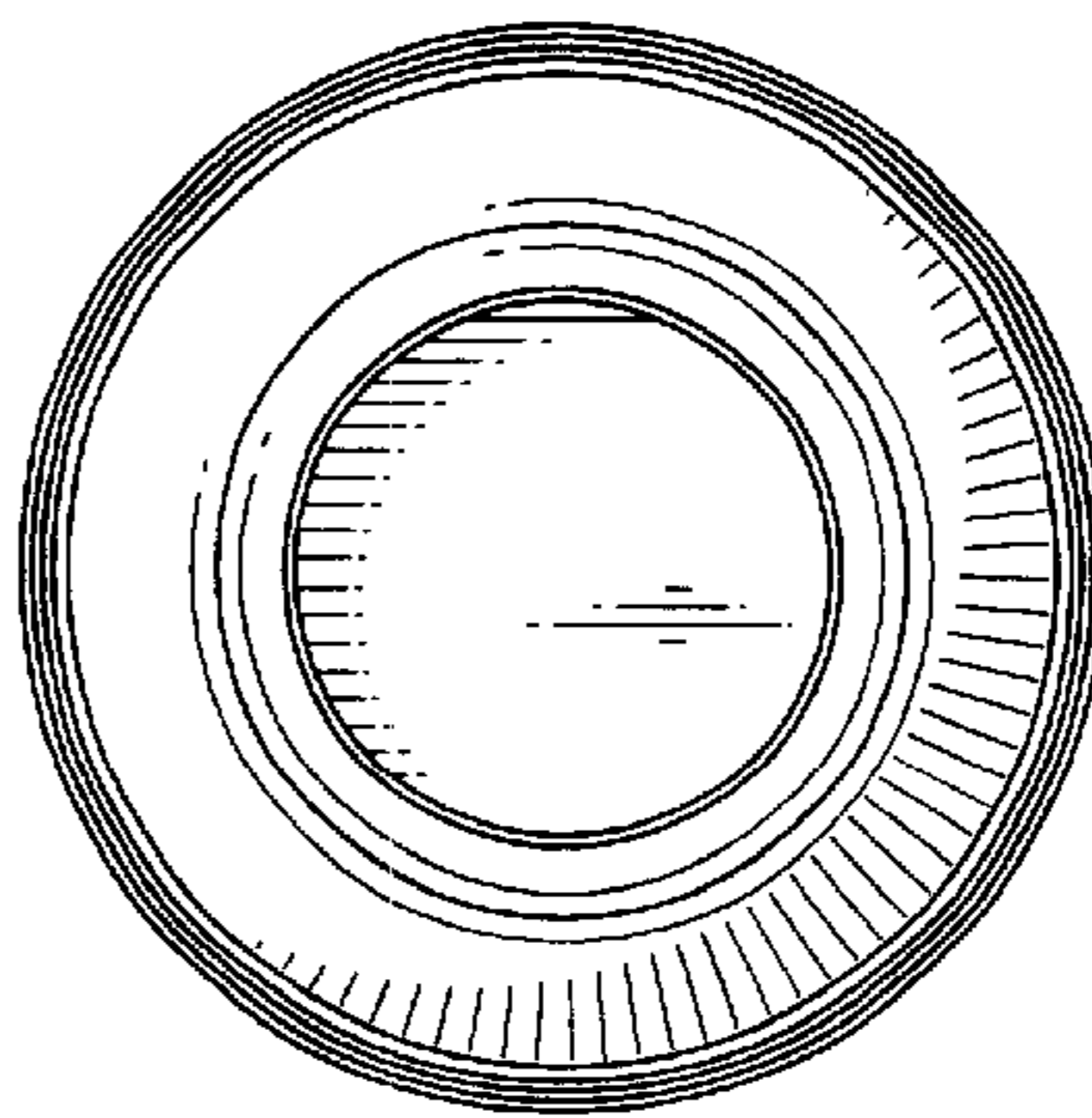
**Fig.3**



**Fig.2**



**Fig.4**



**Fig.5**