



US00D459635S

(12) **United States Design Patent**
Henry

(10) **Patent No.:** **US D459,635 S**

(45) **Date of Patent:** **** Jul. 2, 2002**

(54) **OVAL DISH**

D304,016 S * 10/1989 Forbes, Jr. D7/550.1
D380,937 S * 7/1997 Beckerman et al. D7/552

(75) Inventor: **Jacques Henry**, Marcigny (FR)

* cited by examiner

(73) Assignee: **Emile Henry Industrie**, Marcigny (FR)

Primary Examiner—Antoine Duval Davis
(74) *Attorney, Agent, or Firm*—Young & Thompson

(**) Term: **14 Years**

(21) Appl. No.: **29/135,811**

(22) Filed: **Jan. 22, 2001**

(30) **Foreign Application Priority Data**

Jul. 20, 2000 (FR) 00 4222

(51) **LOC (7) Cl.** **07-01**

(52) **U.S. Cl.** **D7/545; D7/550; D7/552**

(58) **Field of Search** D7/505, 543, 545,
D7/566, 552, 586, 587, 601, 602, 396.1,
350.1, 550.1, 554.4, 538, 354, 409, 354.1,
570; 220/574, 575; 206/520, 518, 509

(56) **References Cited**

U.S. PATENT DOCUMENTS

D297,196 S * 8/1988 Ritman D7/550.1

(57) **CLAIM**

The ornamental design for an oval dish, as shown.

DESCRIPTION

FIG. 1 is a top, side and end perspective view of an oval dish showing my new design;

FIG. 2 is a side perspective view thereof;

FIG. 3 is a top plan view thereof;

FIG. 4 is a bottom and side perspective view thereof; and,

FIG. 5 is a bottom view thereof.

1 Claim, 5 Drawing Sheets





FIG. 1




FIG. 2




FIG. 3




FIG. 4




FIG. 5