



US00D459621S

(12) **United States Design Patent**
O'Hare et al.

(10) **Patent No.:** **US D459,621 S**

(45) **Date of Patent:** **** Jul. 2, 2002**

(54) **TABLE**

D346,082 S * 4/1994 Ward D6/484

(75) Inventors: **Timothy Michael O'Hare**, Greensboro;
Shawn Christopher Stanton, High Point, both of NC (US)

(73) Assignee: **Bernhardt, L.L.C.**, Lenoir, NC (US)

(**) Term: **14 Years**

(21) Appl. No.: **29/139,179**

(22) Filed: **Mar. 26, 2001**

(51) **LOC (7) Cl.** **06-03**

(52) **U.S. Cl.** **D6/484**

(58) **Field of Search** D6/480-489, 495;
108/150, 153.1, 156, 157.1, 161; 248/188,
188.1, 188.8

(56) **References Cited**

U.S. PATENT DOCUMENTS

D224,104 S	*	7/1972	Smith	D6/484
D291,950 S	*	9/1987	Keller	D6/430
D344,421 S	*	2/1994	Keller	D6/484

OTHER PUBLICATIONS

Levitz, Apr. 1995, table at top center.*
Co-pending Application Serial No. 131,004 filed Oct. 12, 2000, D448,952.

* cited by examiner

Primary Examiner—Janice E. Seeger

(74) *Attorney, Agent, or Firm*—MacCord Mason PLLC

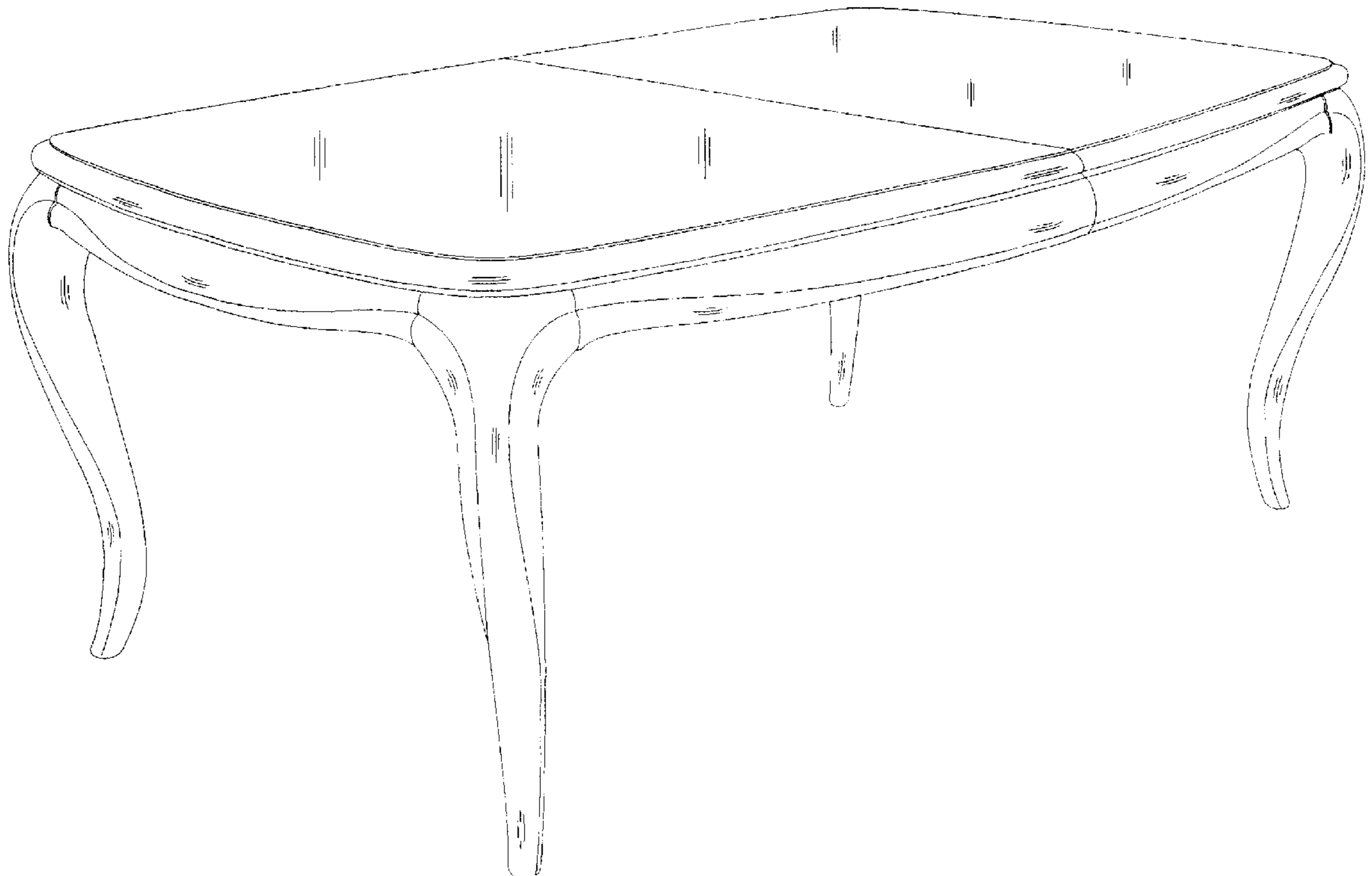
(57) **CLAIM**

The ornamental design for a table, as shown and described.

DESCRIPTION

FIG. 1 is a perspective view of a table showing my new design;
FIG. 2 is a side elevational view, the opposite side being a mirror image thereof;
FIG. 3 is an end view, the opposite end being a mirror image thereof; and,
FIG. 4 is a top view thereof.

1 Claim, 4 Drawing Sheets



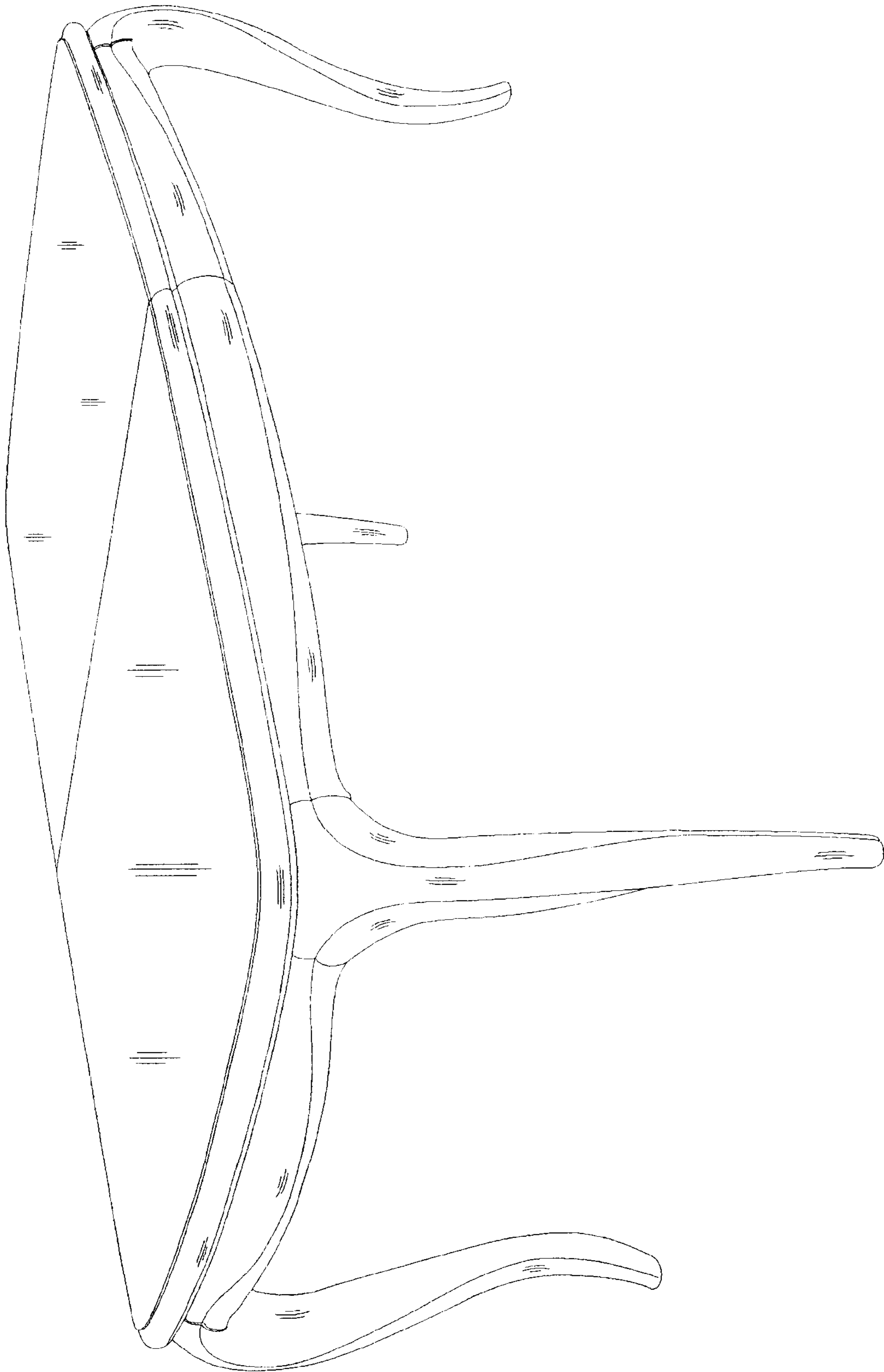


FIG. 1

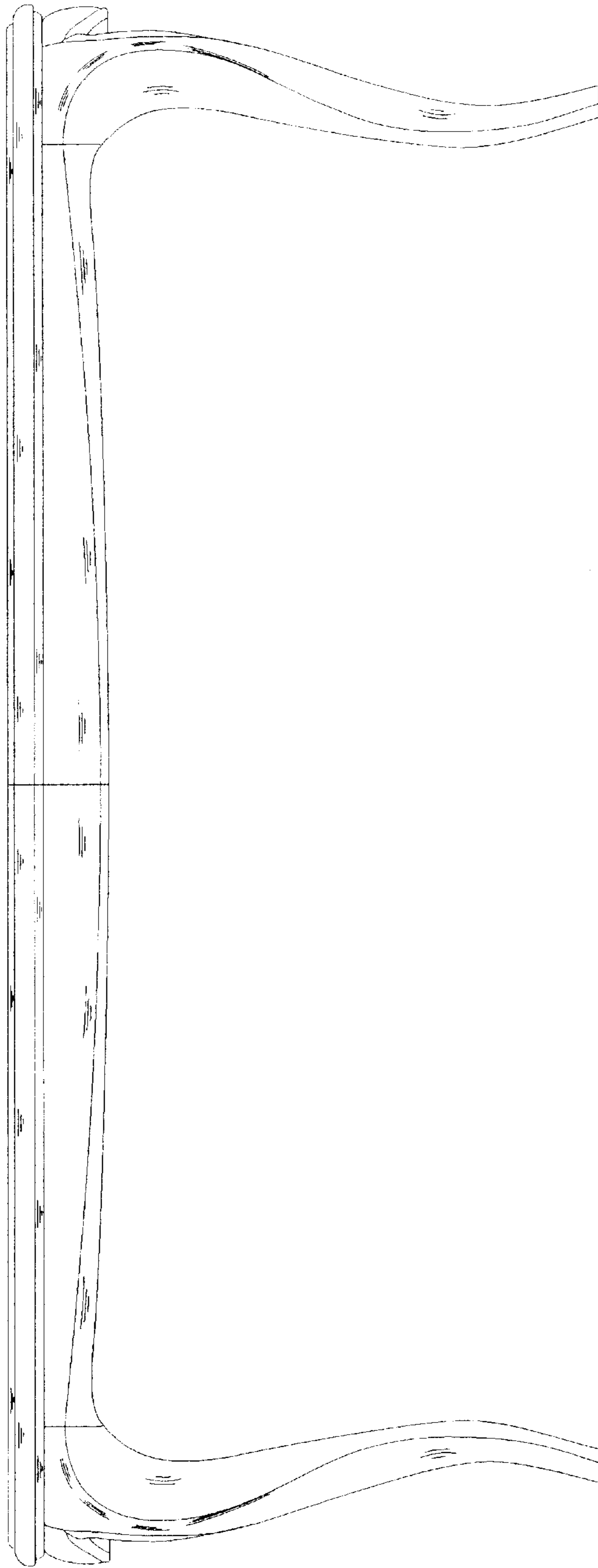


FIG. 2

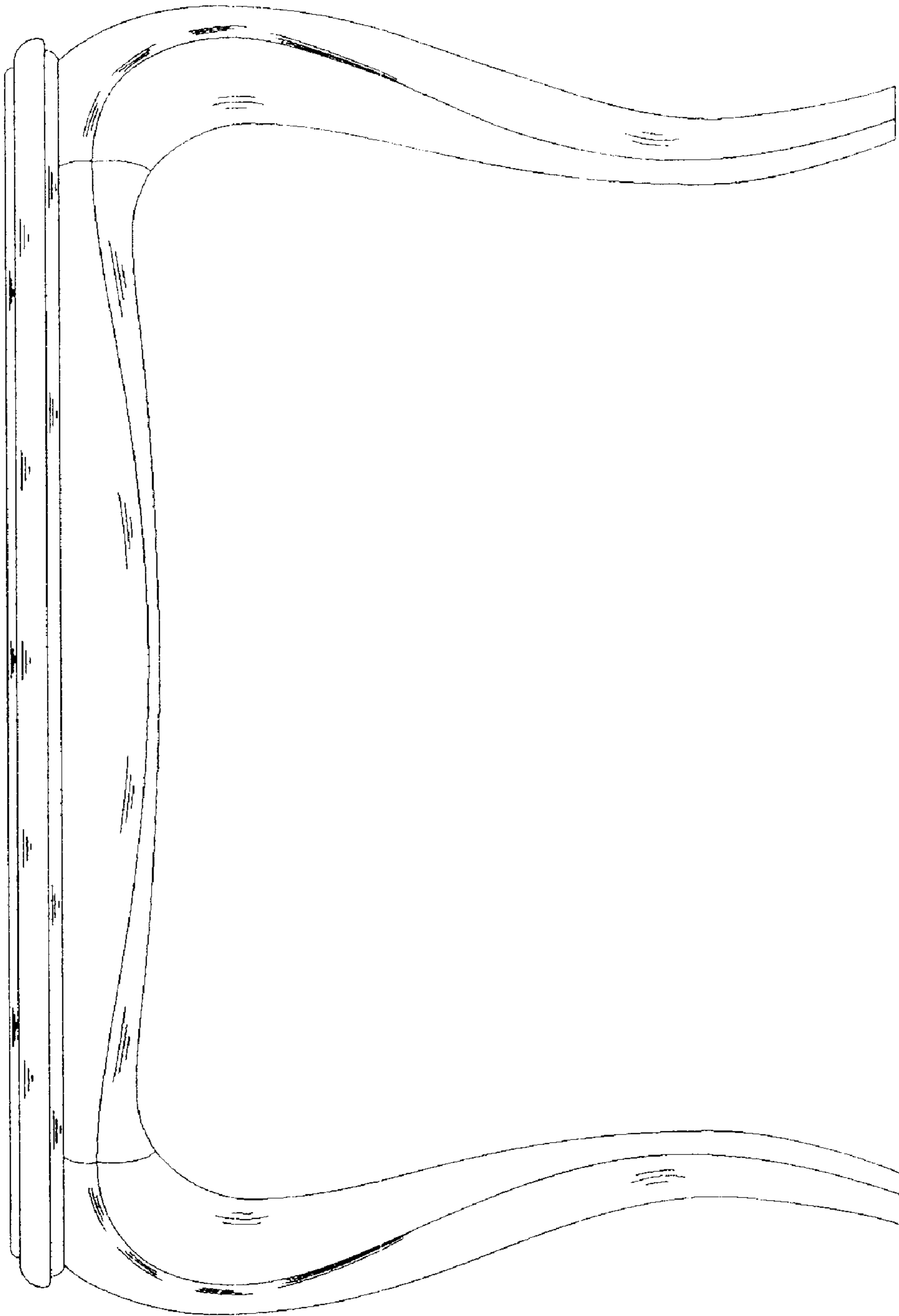


FIG. 3




FIG. 4