



US00D459617S

(12) **United States Design Patent**
Winter et al.

(10) **Patent No.:** **US D459,617 S**

(45) **Date of Patent:** **** Jul. 2, 2002**

(54) **CABINET**

(75) Inventors: **Paul H. Winter**, Newark, DE (US);
David L. Walker, Chester, PA (US)

(73) Assignee: **Zenith Products Corp.**, New Castle,
DE (US)

(**) Term: **14 Years**

(21) Appl. No.: **29/144,242**

(22) Filed: **Jun. 28, 2001**

(51) **LOC (7) Cl.** **06-04**

(52) **U.S. Cl.** **D6/470; D6/448**

(58) **Field of Search** D6/396, 432-448,
D6/510, 553, 559, 561, 569, 470; 312/194,
196, 204, 213, 278, 279, 330.1, 348.3,
348.4

(56) **References Cited**

U.S. PATENT DOCUMENTS

D221,089 S * 7/1971 Bergman D6/448
D416,708 S * 11/1999 Walker D6/429

D434,581 S * 12/2000 Spann, Jr. D6/445
D436,278 S * 1/2001 Winter D6/561
D436,481 S * 1/2001 Harwanko D6/559
D440,425 S * 4/2001 Alexandersson D6/432

* cited by examiner

Primary Examiner—Cathron C. Brooks

(74) *Attorney, Agent, or Firm*—Edgar A. Zarins; Lloyd D.
Doigan

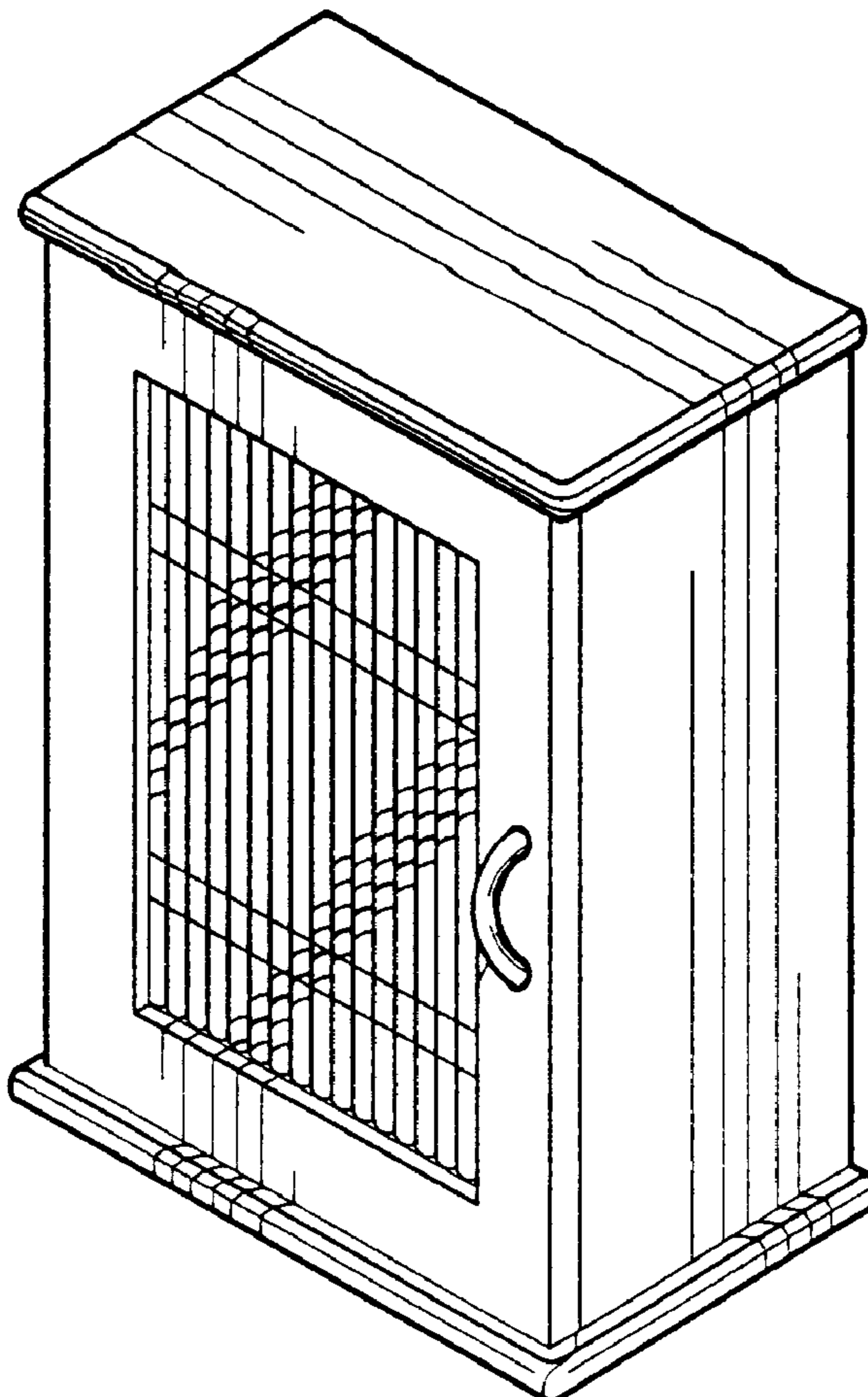
(57) **CLAIM**

The ornamental design for a cabinet, as shown and
described.

DESCRIPTION

FIG. 1 is a top perspective view of a cabinet showing our
new design;
FIG. 2 is a front elevational view thereof;
FIG. 3 is a left side view thereof, the opposite side being a
mirror image of the side shown;
FIG. 4 is a top plan view thereof; and,
FIG. 5 is a perspective view thereof with a door open.

1 Claim, 2 Drawing Sheets



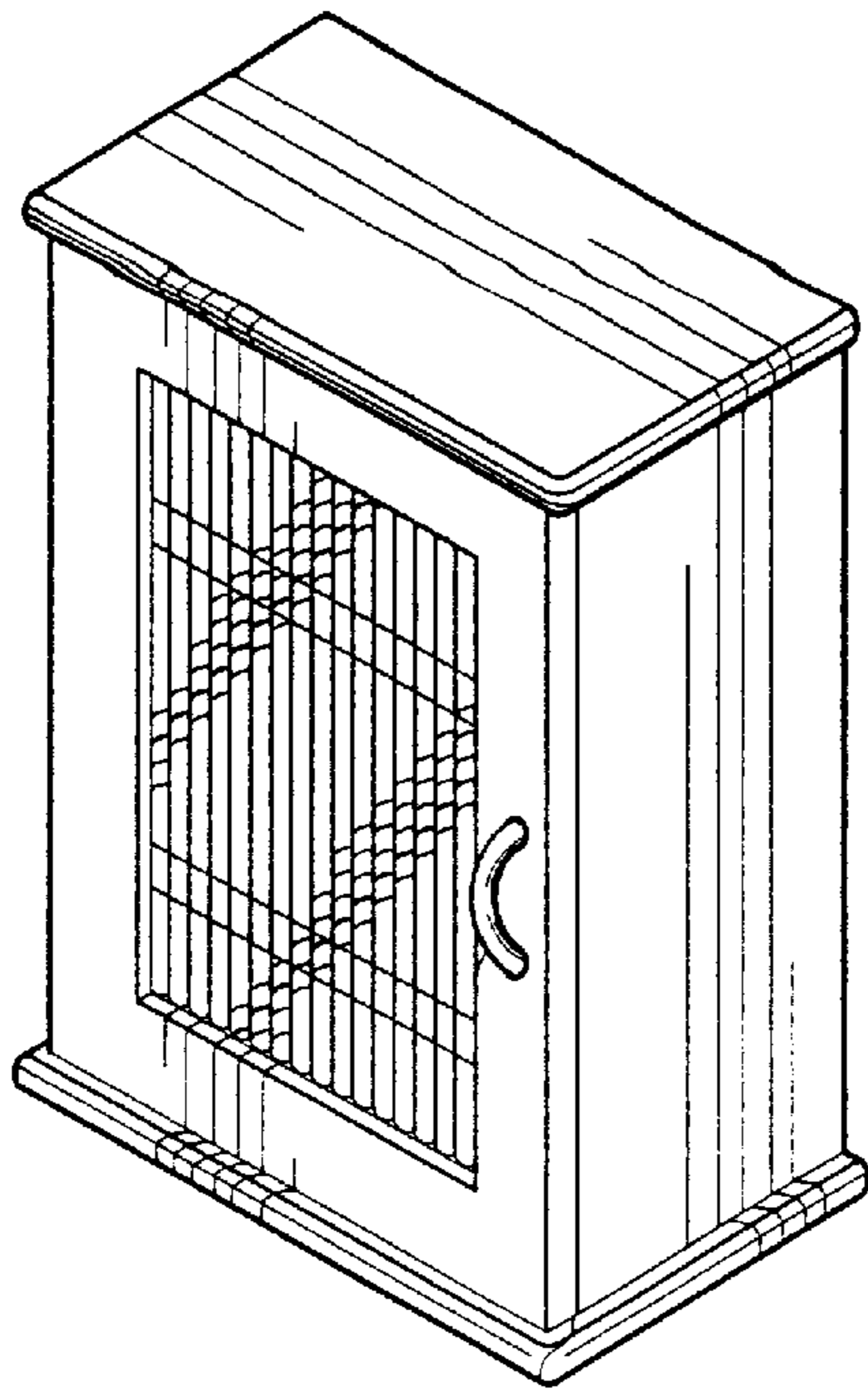


Fig-1

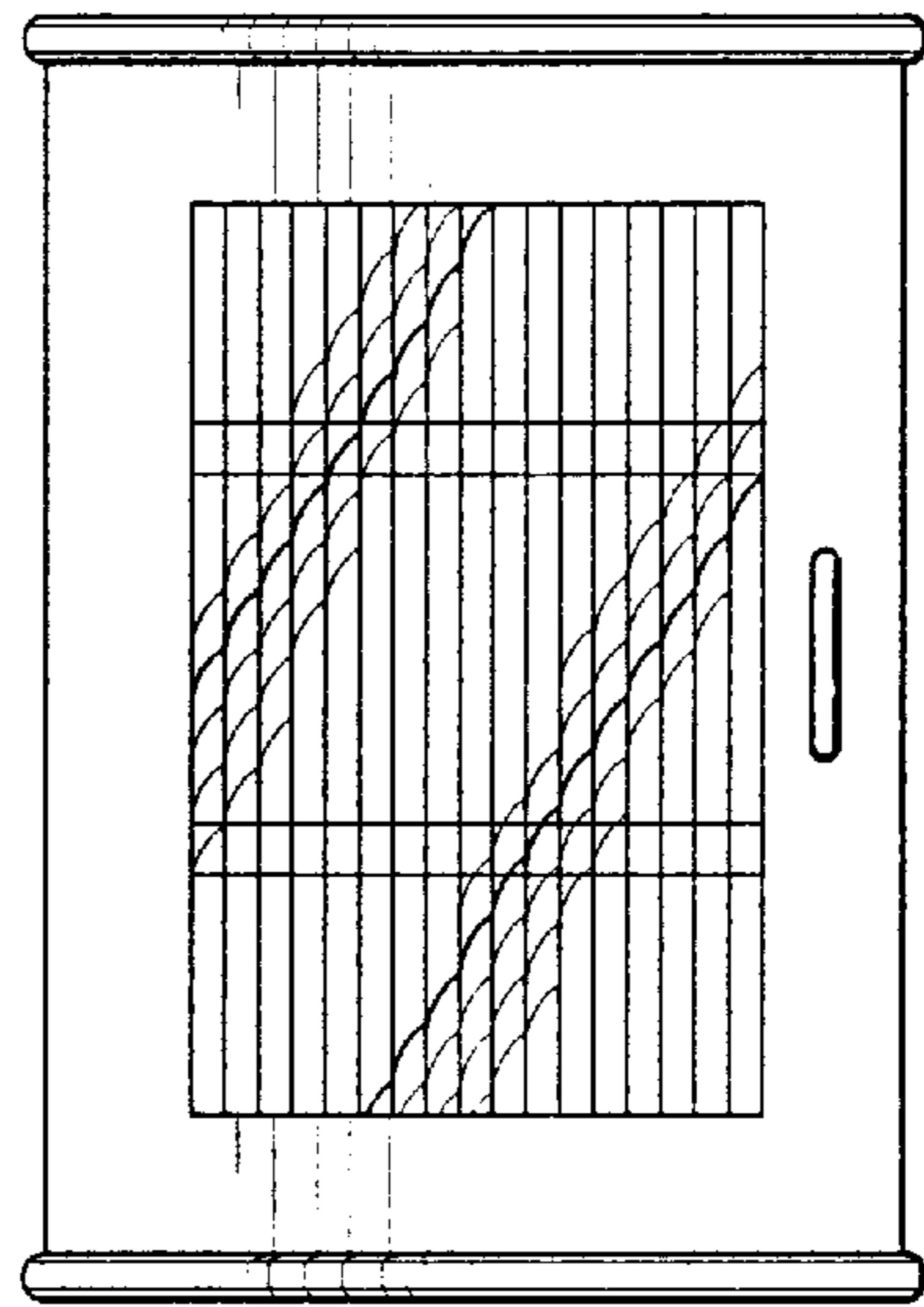


Fig-2




Fig-3




Fig-4

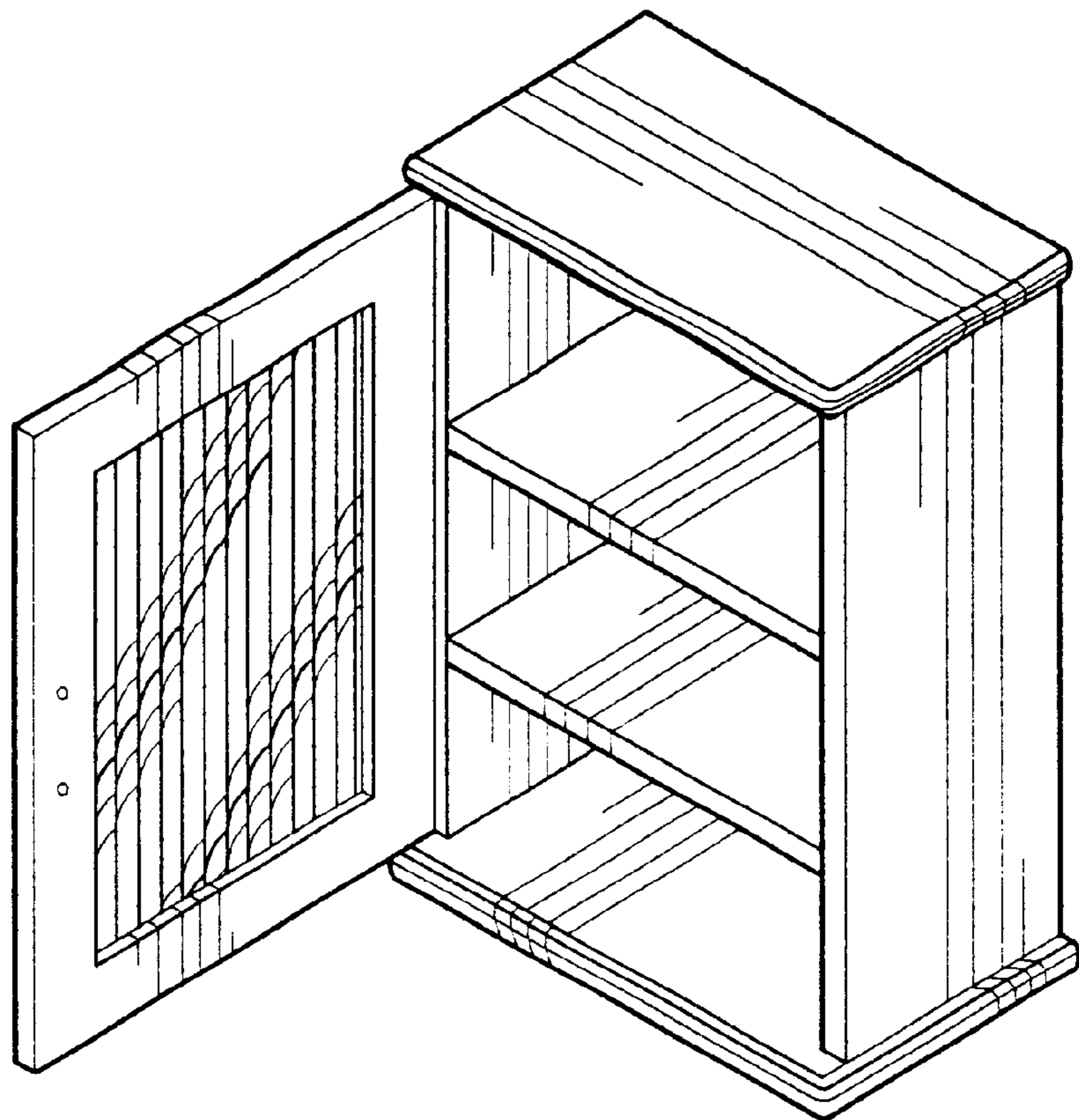


Fig-5