



US00D459615S

(12) **United States Design Patent**
Stanton

(10) **Patent No.:** **US D459,615 S**

(45) **Date of Patent:** **** Jul. 2, 2002**

(54) **DRESSER**

(75) **Inventor:** **Shawn Christopher Stanton**, High Point, NC (US)

(73) **Assignee:** **Thomasville Furniture Industries, Inc.**, Thomasville, NC (US)

(**) **Term:** **14 Years**

(21) **Appl. No.:** **29/147,562**

(22) **Filed:** **Aug. 30, 2001**

(51) **LOC (7) Cl.** **06-04**

(52) **U.S. Cl.** **D6/446**

(58) **Field of Search** D6/432-448; 312/204, 312/224, 237, 278, 279

(56) **References Cited**

U.S. PATENT DOCUMENTS

D378,032 S	*	2/1997	Rosebrock	D6/445
D437,150 S	*	2/2001	Cain	D6/446
D439,767 S	*	4/2001	McDaniel et al.	D6/446
D440,073 S	*	4/2001	Cain	D6/446
D447,887 S	*	9/2001	OaHare et al.	D6/446
D450,202 S	*	11/2001	McDaniel et al.	D6/441
D450,475 S	*	11/2001	Vaaler	D6/441
D451,303 S	*	12/2001	Lee	D6/446
D452,088 S	*	12/2001	Hokanson	D6/446

OTHER PUBLICATIONS

Drawer Dresser, Elysee Collection brochure, Thomasville Furniture Industries, Inc., p. 5, 1999.

Triple Dresser, Trafalger Square Collection brochure, Thomasville Furniture Industries, Inc., p. 6, 1998.

* cited by examiner

Primary Examiner—Cathron C. Brooks

(74) *Attorney, Agent, or Firm*—Womble Carlyle Sandridge & Rice, PLLC

(57) **CLAIM**

The ornamental design for a dresser, as shown and described.

DESCRIPTION

FIG. 1 is a left front perspective view of a dresser showing my new design;

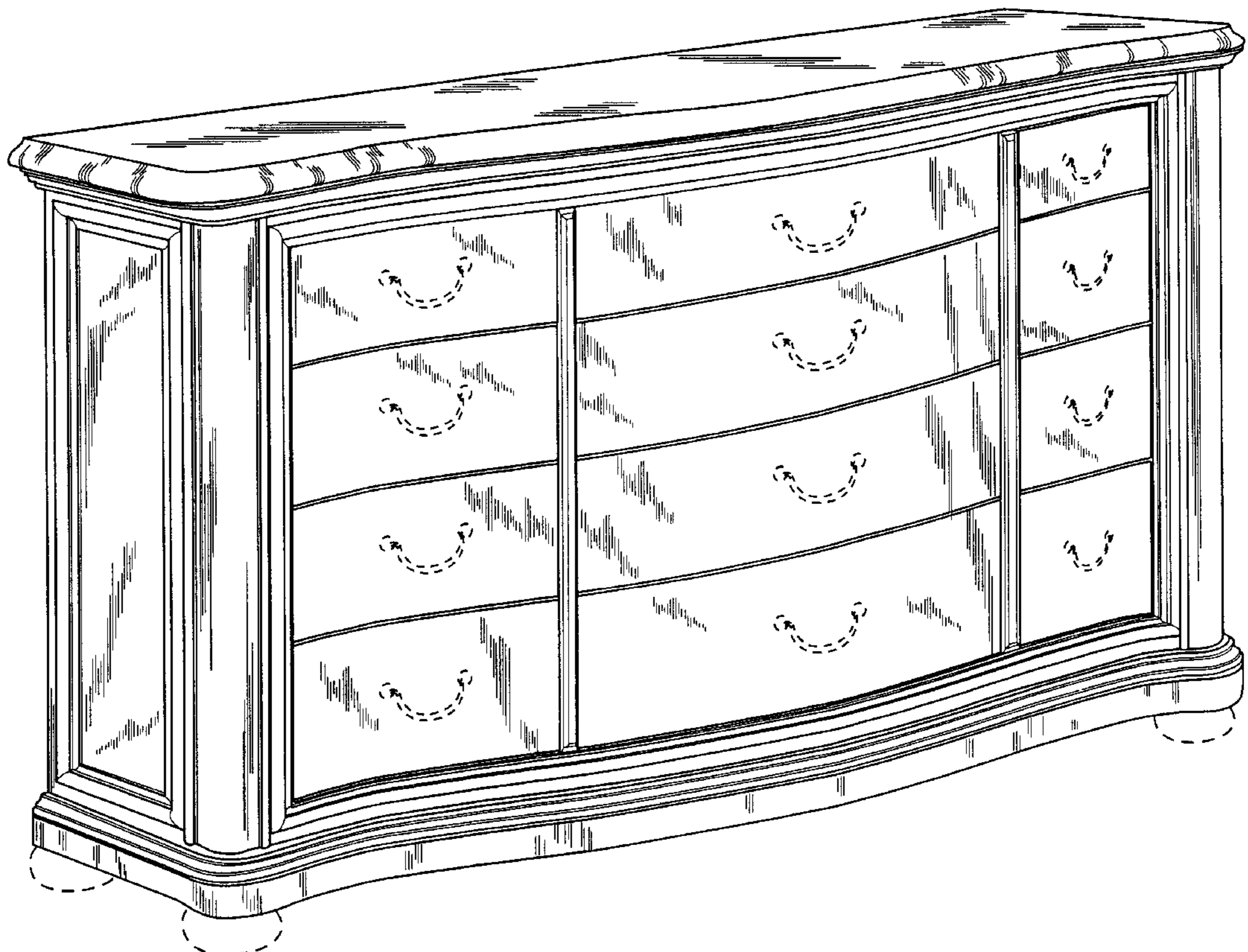
FIG. 2 is a side elevational view, the opposite side being a mirror image thereof;

FIG. 3 is a front elevational view thereof; and,

FIG. 4 is a top view thereof.

The bottom and rear views of the dresser are not shown and form no part of the claimed design. The dashed lines represent environmental elements only and form no part of the claimed design.

1 Claim, 4 Drawing Sheets



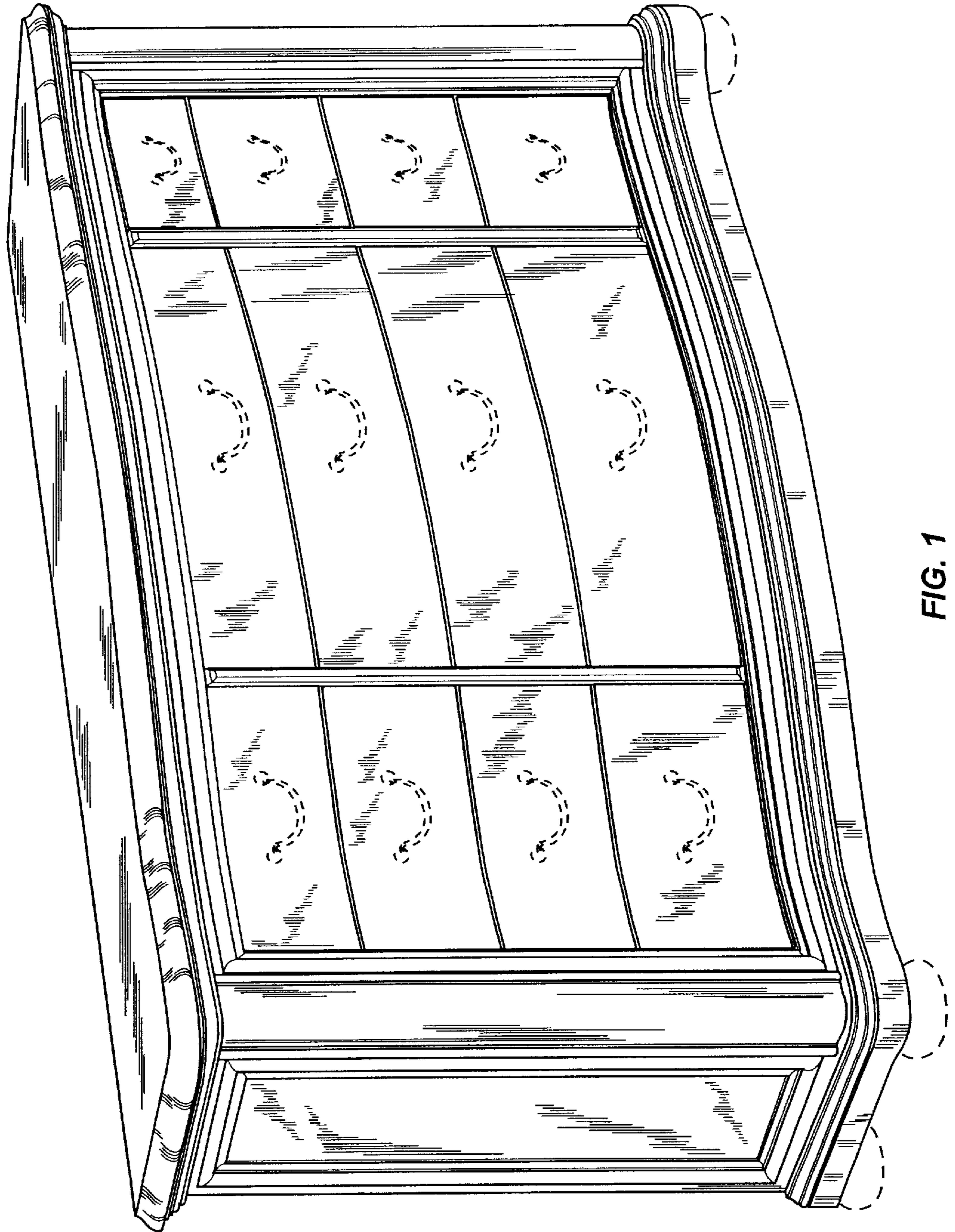


FIG. 1




FIG. 2

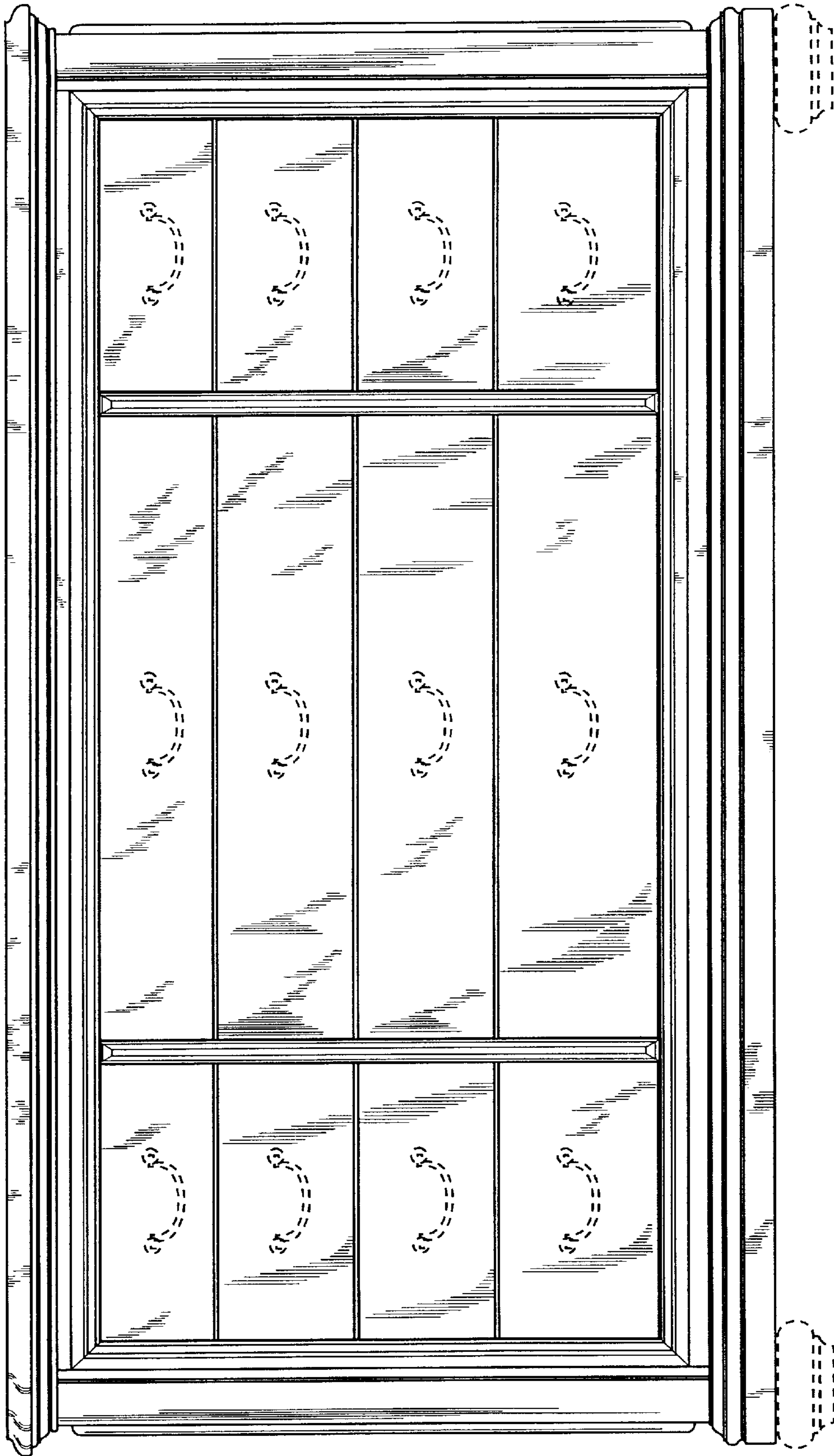


FIG. 3




FIG. 4