



US00D459557S

(12) **United States Design Patent**
Rea

(10) **Patent No.:** **US D459,557 S**

(45) **Date of Patent:** **** Jun. 25, 2002**

(54) **HORSE RESTRAINT**

D382,389 S * 8/1997 Smith D30/151

(76) Inventor: **Elizabeth Rea**, 40567 178th St. East,
Lancaster, CA (US) 93535

* cited by examiner

(**) Term: **14 Years**

Primary Examiner—Pamela Burgess

(74) *Attorney, Agent, or Firm*—Dennis W. Beech

(21) Appl. No.: **29/112,377**

(57) **CLAIM**

(22) Filed: **Sep. 17, 1999**

The ornamental design for a horse restraint, as shown and described.

Related U.S. Application Data

DESCRIPTION

(63) Continuation-in-part of application No. 29/090,075, filed on Jun. 29, 1998, now abandoned.

FIG. 1 is a top plan view of a horse restraint showing my new design;

(51) **LOC (7) Cl.** **30-04**

FIG. 2 is a front elevational view thereof;

(52) **U.S. Cl.** **D30/151; D8/367; D21/804**

FIG. 3 is a rear elevational view thereof;

(58) **Field of Search** D30/151-153;
119/770, 719-720, 792-793, 795, 797,
856, 859, 863, 821, 865, 860, 798, 654;
D29/100, 124; D21/803-805; 182/6, 9;
362/103; D8/367

FIG. 4 is a bottom plan view thereof;

FIG. 5 is an enlarged partial perspective end view thereof, showing the cylindrical portion cut away for clarity of disclosure;

FIG. 6 is an enlarged partial perspective end view thereof, opposite FIG. 5, showing the cylindrical portion cut away for clarity of disclosure;

(56) **References Cited**

FIG. 7 is a top plan view thereof, showing duplicate forms of the claimed design in use;

FIG. 8 is an enlarged end view thereof; and,

U.S. PATENT DOCUMENTS

3,073,097 A * 1/1963 Morchand 119/719
3,884,190 A * 5/1975 Gurrey 119/797
4,751,896 A * 6/1988 Miley 119/770
4,934,321 A * 6/1990 Madsen 119/819
5,462,019 A * 10/1995 Hong-Rong et al. 119/795
D372,756 S * 8/1996 May D30/153

FIG. 9 is an enlarged end view thereof, opposite FIG. 8.

The broken lines in FIG. 7 are for illustrative purposes only and form no part of the claimed design.

1 Claim, 4 Drawing Sheets



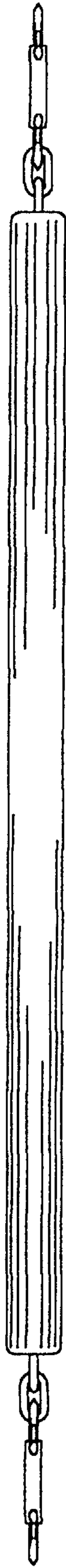


FIG. 1

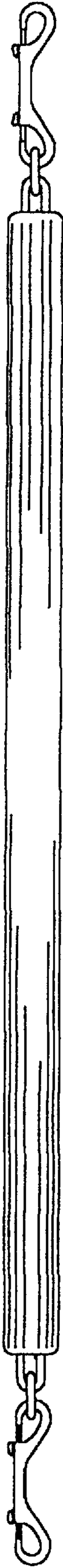


FIG. 2



FIG. 3



FIG. 4




FIG. 5




FIG. 6

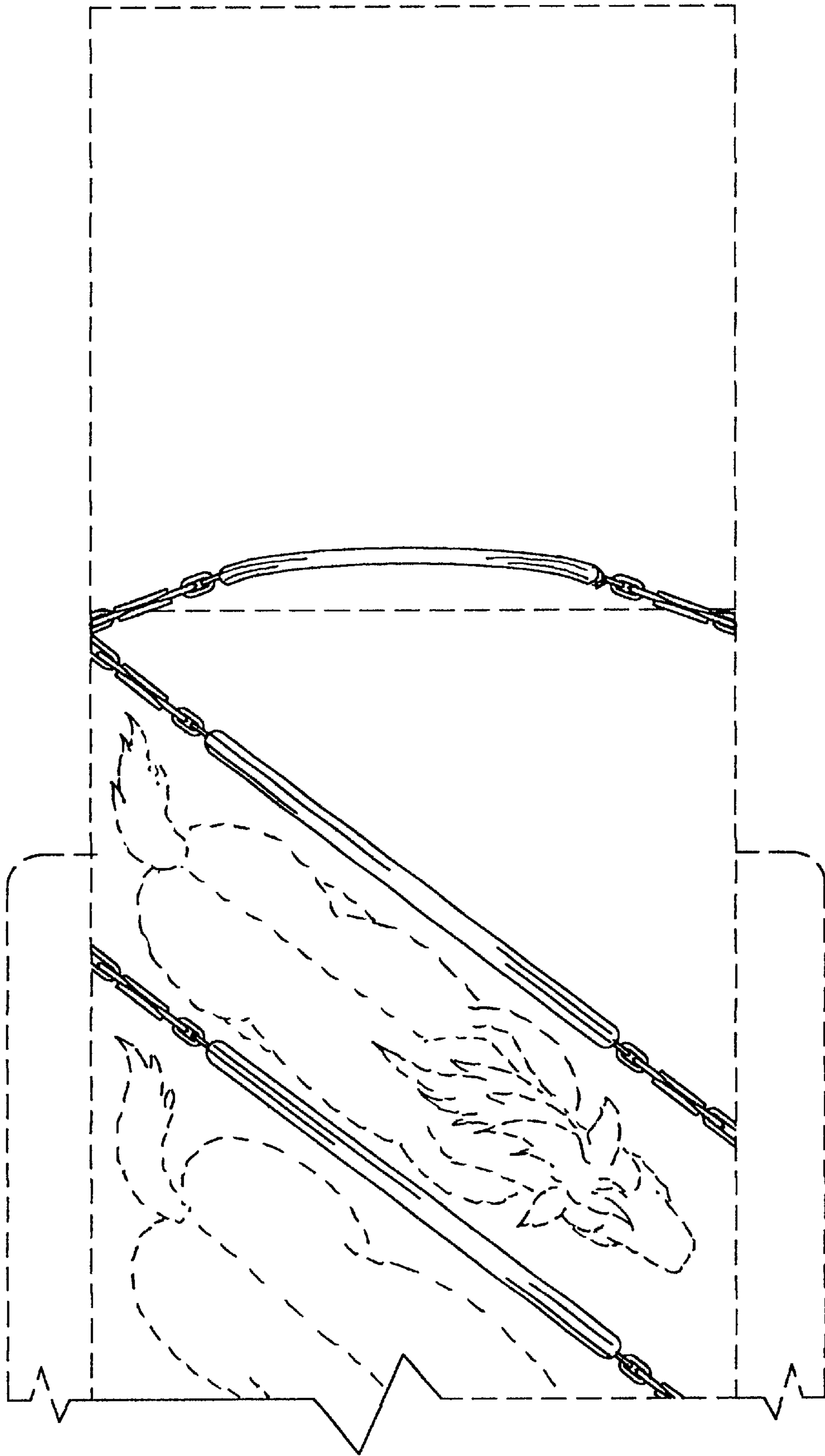


FIG. 7




FIG. 9




FIG. 8