



US00D459545S

(12) **United States Design Patent**
Choe et al.

(10) **Patent No.:** **US D459,545 S**

(45) **Date of Patent:** **** Jun. 25, 2002**

(54) **HAIRCOLORING SHAKER**

D358,089 S * 5/1995 Wong et al. D9/347
5,972,043 A * 10/1999 Galvan et al. 132/208 X

(75) Inventors: **Meesook Choe**, West Orange; **Helen Kim**, Lincoln Park, both of NJ (US);
Toni Laspina, New York, NY (US)

OTHER PUBLICATIONS

Undated photograph of a L'Oreal® shaker, opened.
Undated photograph of a L'Oreal® shaker, closed.

(73) Assignee: **L'Oreal S.A.**, Paris (FR)

* cited by examiner

(**) Term: **14 Years**

Primary Examiner—Ted Shooman

(21) Appl. No.: **29/111,467**

Assistant Examiner—C. Tuttle

(22) Filed: **Sep. 27, 1999**

(74) *Attorney, Agent, or Firm*—Baker Botts L.L.P.

(51) **LOC (7) Cl.** **28-03**

(57) **CLAIM**

(52) **U.S. Cl.** **D28/20; D28/76; D9/519;**
D9/520; D9/529; D9/548; D9/552

The ornamental design for a haircoloring shaker, as shown and described.

(58) **Field of Search** D28/9, 10, 20,
D28/76; D9/500–504, 515, 519, 520, 548,
552, 565, 529; D7/300.1, 590, 591, 528,
558, 376, 360–361; 215/DIG. 8, 382; 206/219,
221, 581; 366/130, 129; 132/207, 208,
212, 286, 333

DESCRIPTION

(56) **References Cited**

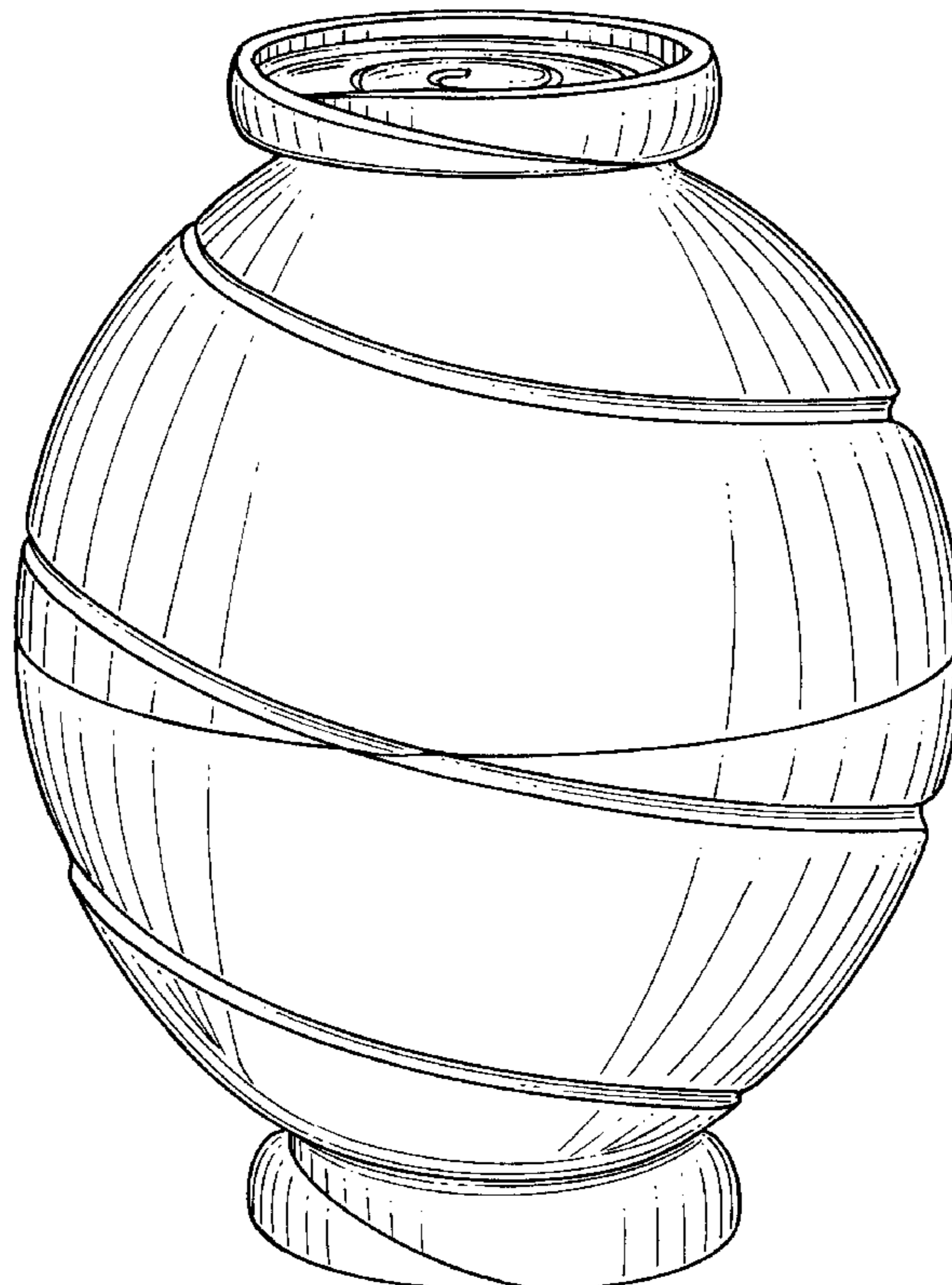
U.S. PATENT DOCUMENTS

D121,588 S * 7/1940 Fuerst D7/558
2,208,431 A * 7/1940 Rochow 366/130
D124,328 S * 12/1940 Nagle D9/519
D143,661 S * 1/1946 Keny D7/376
2,482,327 A * 9/1949 Dawson et al. 222/142.4
2,745,642 A * 5/1956 Hermann 366/130
3,494,515 A * 2/1970 Fattori 222/548

FIG. 1 is a three-dimensional perspective view of the shaker of the present invention;
FIG. 2 is a front view of the shaker of the present invention;
FIG. 3 is a top view of the shaker of the present invention;
FIG. 4 is a side view of the shaker of the present invention;
FIG. 5 is a rear view of the shaker of the present invention;
FIG. 6 is a bottom view of the shaker of the present invention; and,
FIG. 7 is a three-dimensional perspective view with the shaker top open.

The surface(s) or portion(s) of the article not shown in the drawing or described in the specification form(s) no part of the claimed design.

1 Claim, 5 Drawing Sheets



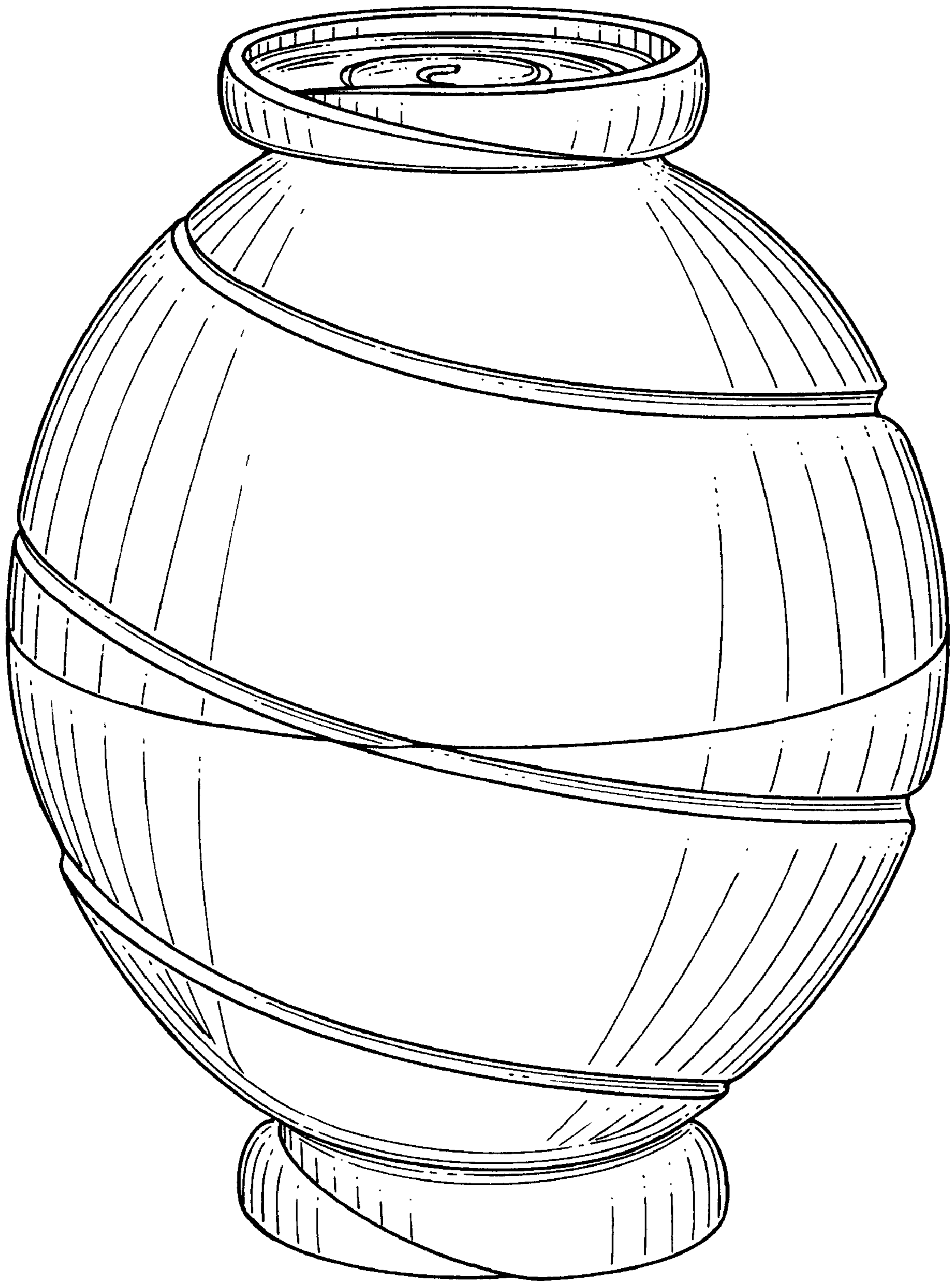


FIG. 1




FIG. 3

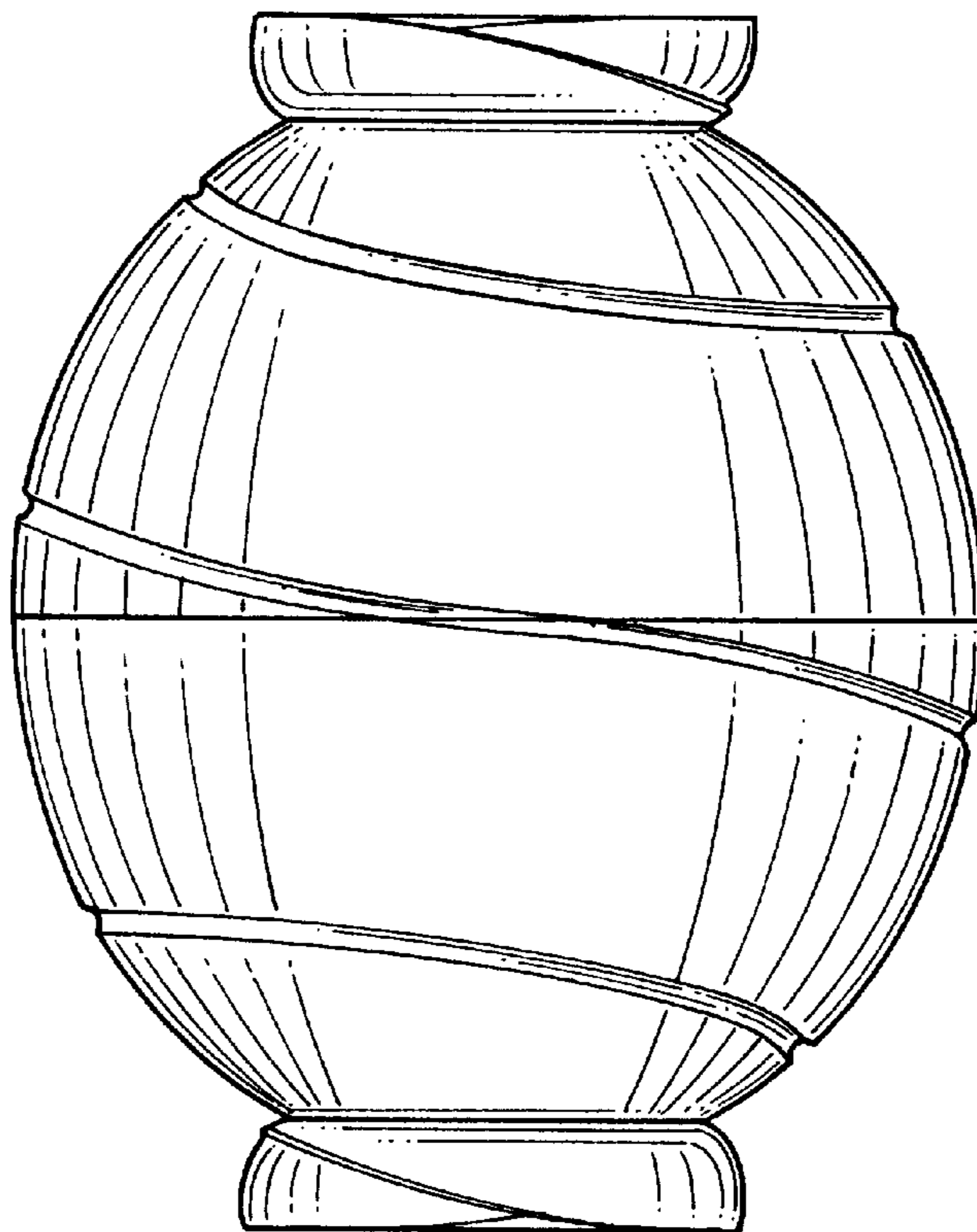


FIG. 2

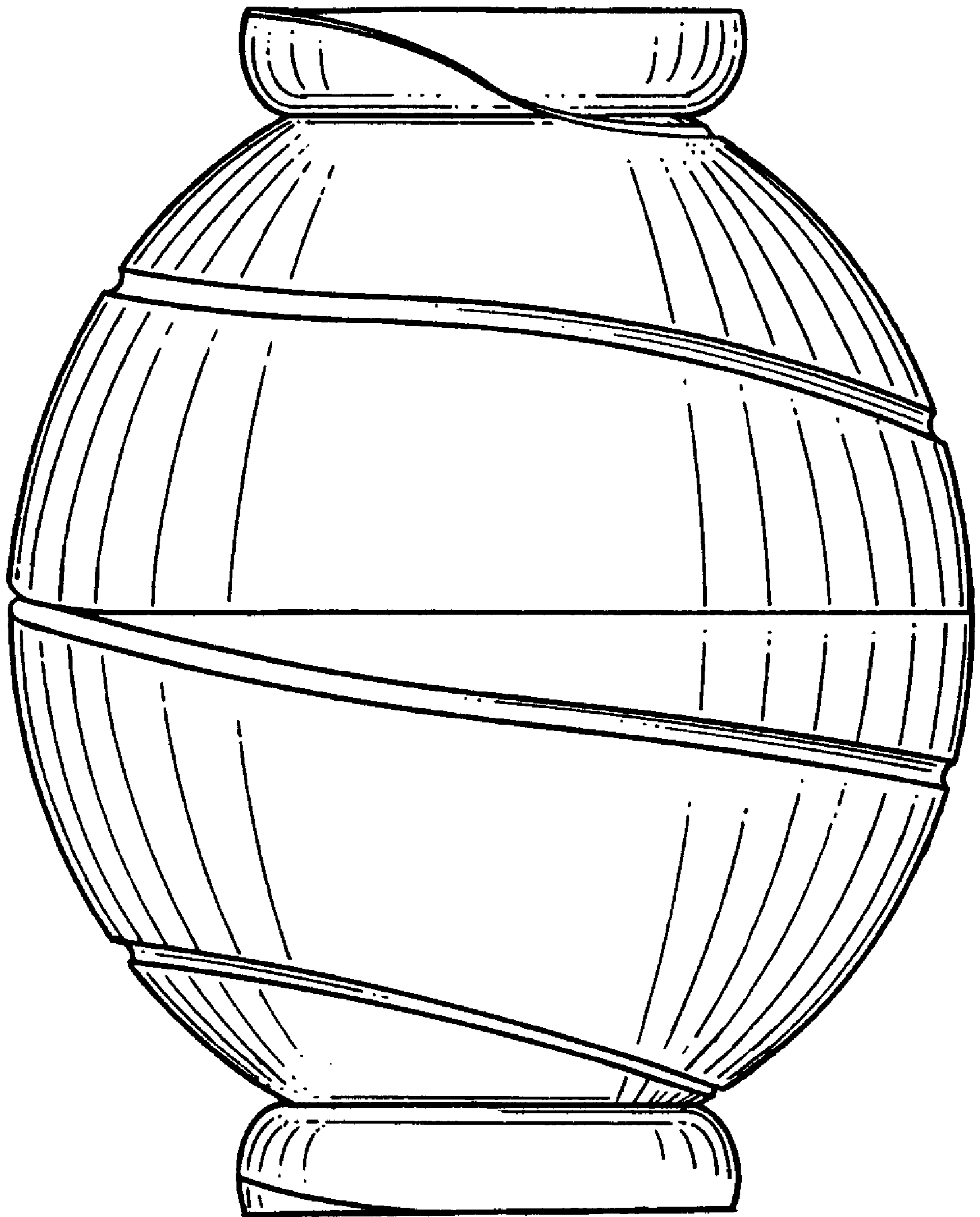


FIG. 4

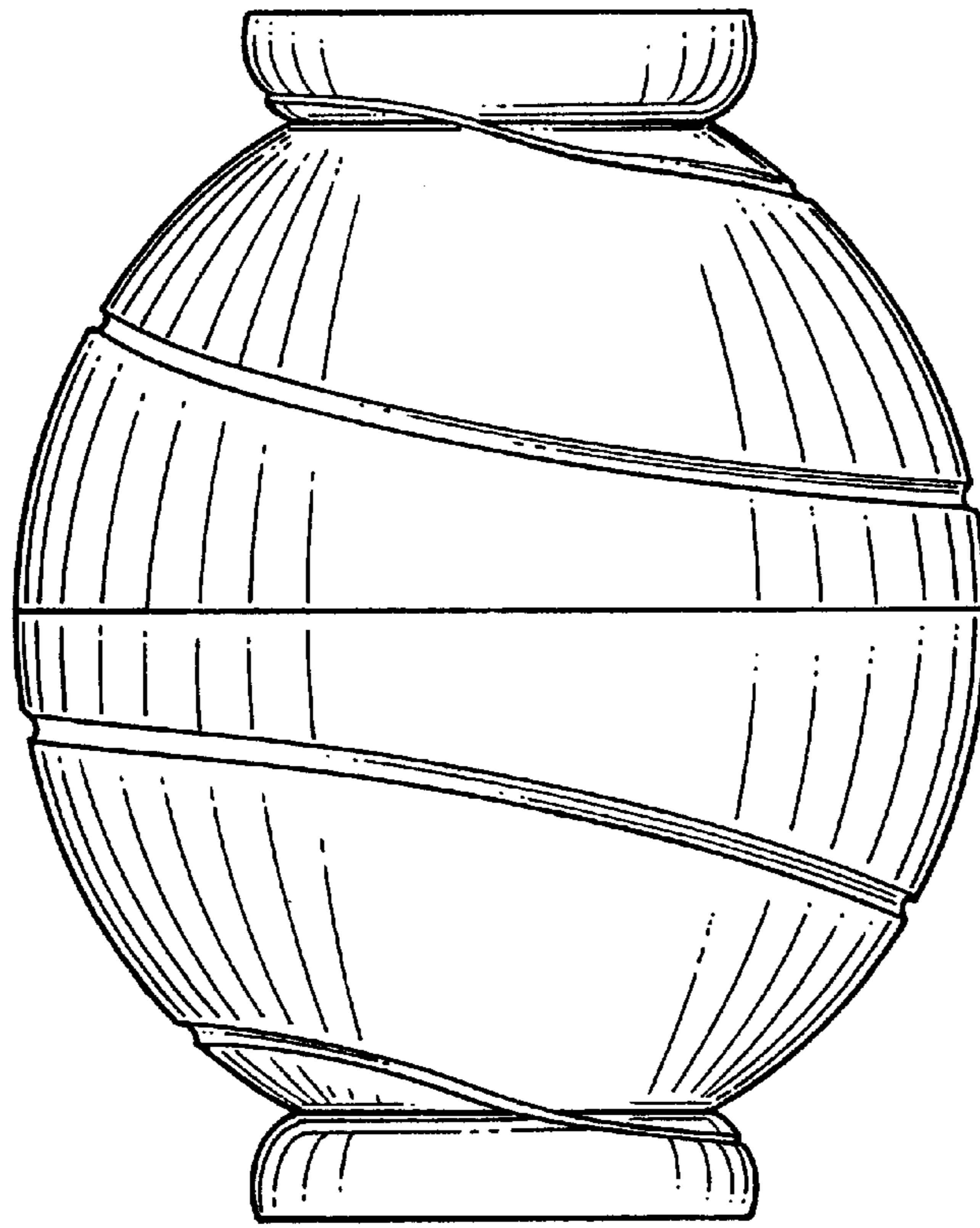


FIG. 5




FIG. 6

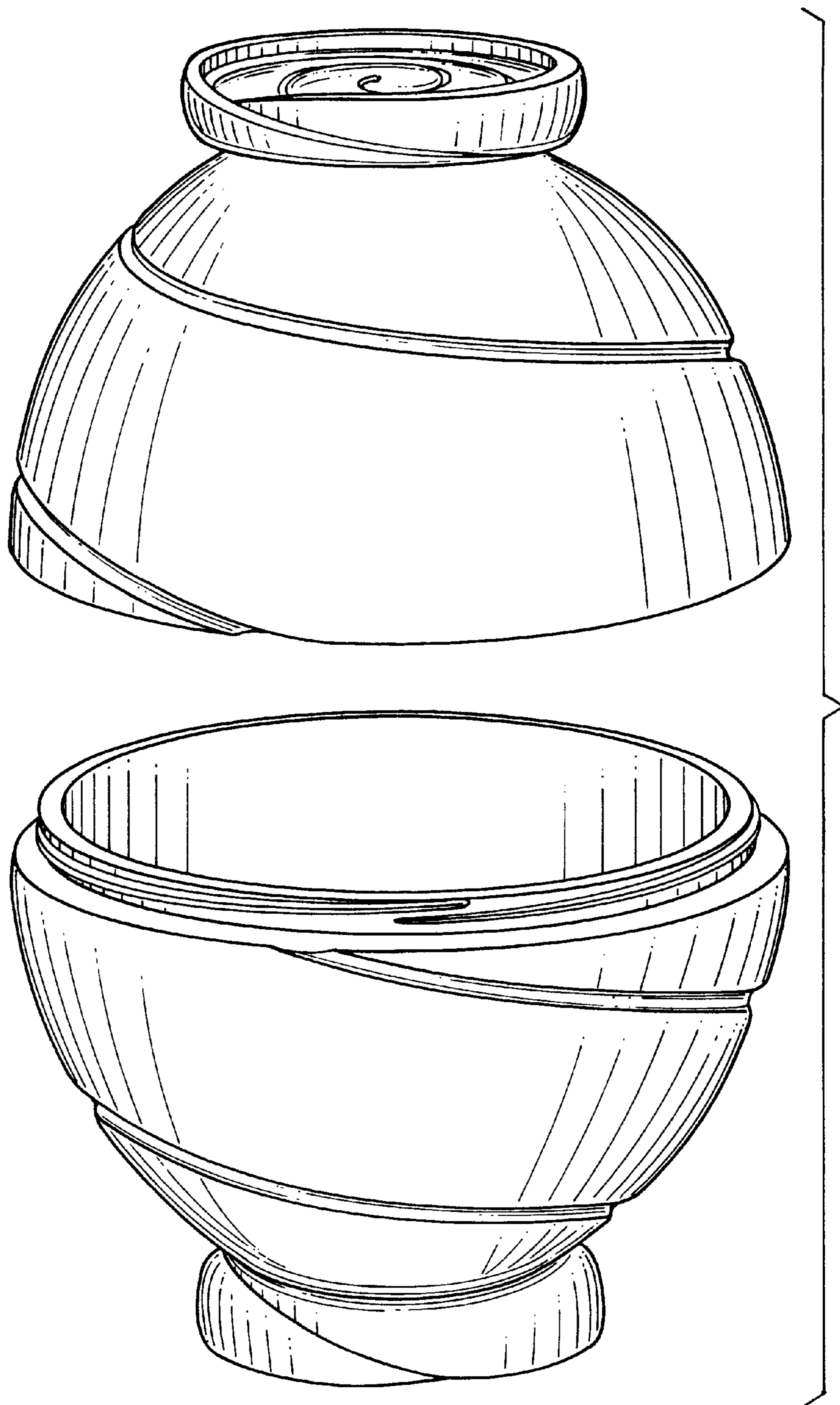


FIG. 7