



US00D459537S

(12) **United States Design Patent**
Dolan

(10) **Patent No.:** **US D459,537 S**

(45) **Date of Patent:** **** Jun. 25, 2002**

(54) **GLASS SHADE WITH WIRE FRAME AND HALF-SPHERE ACCENTS**

(76) **Inventor:** **Patrick S. Dolan**, 1901 NW. Upshur St., Portland, OR (US) 97209

(**) **Term:** **14 Years**

(21) **Appl. No.:** **29/138,009**

(22) **Filed:** **Mar. 2, 2001**

(51) **LOC (7) Cl.** **26-99**

(52) **U.S. Cl.** **D26/134**

(58) **Field of Search** D26/118-137;
362/376, 147, 358, 362, 363, 351, 355,
356, 367, 806

Quoizel Hauppauge, NY. Catalog: 2000, 1999 p. 120 Model: TF 6218SV.

Forecast Inglewood, CA Cat. 1999 p. 57 Model: 5330-57.

Forecast Elgin, IL. Cat. 1998 p. 7 Model: F798-65.

Forecast Ltg: Elgin, IL. Catalog: 1998 p. #6 Model: # F796-65.

* cited by examiner

Primary Examiner—Jennifer Rivard

(57) **CLAIM**

The ornamental design for a glass shade with wire frame and half-sphere accents, as shown and described.

(56) **References Cited**

U.S. PATENT DOCUMENTS

D75,869 S	*	7/1928	Pfeiffer	D26/119
D413,407 S	*	8/1999	Hsu	D26/134
D439,696 S	*	3/2001	Johnson	D26/118

OTHER PUBLICATIONS

Lite Source, Inc. Chino, Calif. Cat. Aug. 1, 1999 p. S-236 Model: LS9531.

Bega Santa Barbara, Calif. Cat. 1988 p. D-30 Model: 9250.

Kenroy-Hunter Ltg. Group Jacksonville, FL Cat.: 1998 Aug. 1, 1998 p. 28 Model: 31843 BUC.

DESCRIPTION

FIG. 1 is a perspective view thereof;

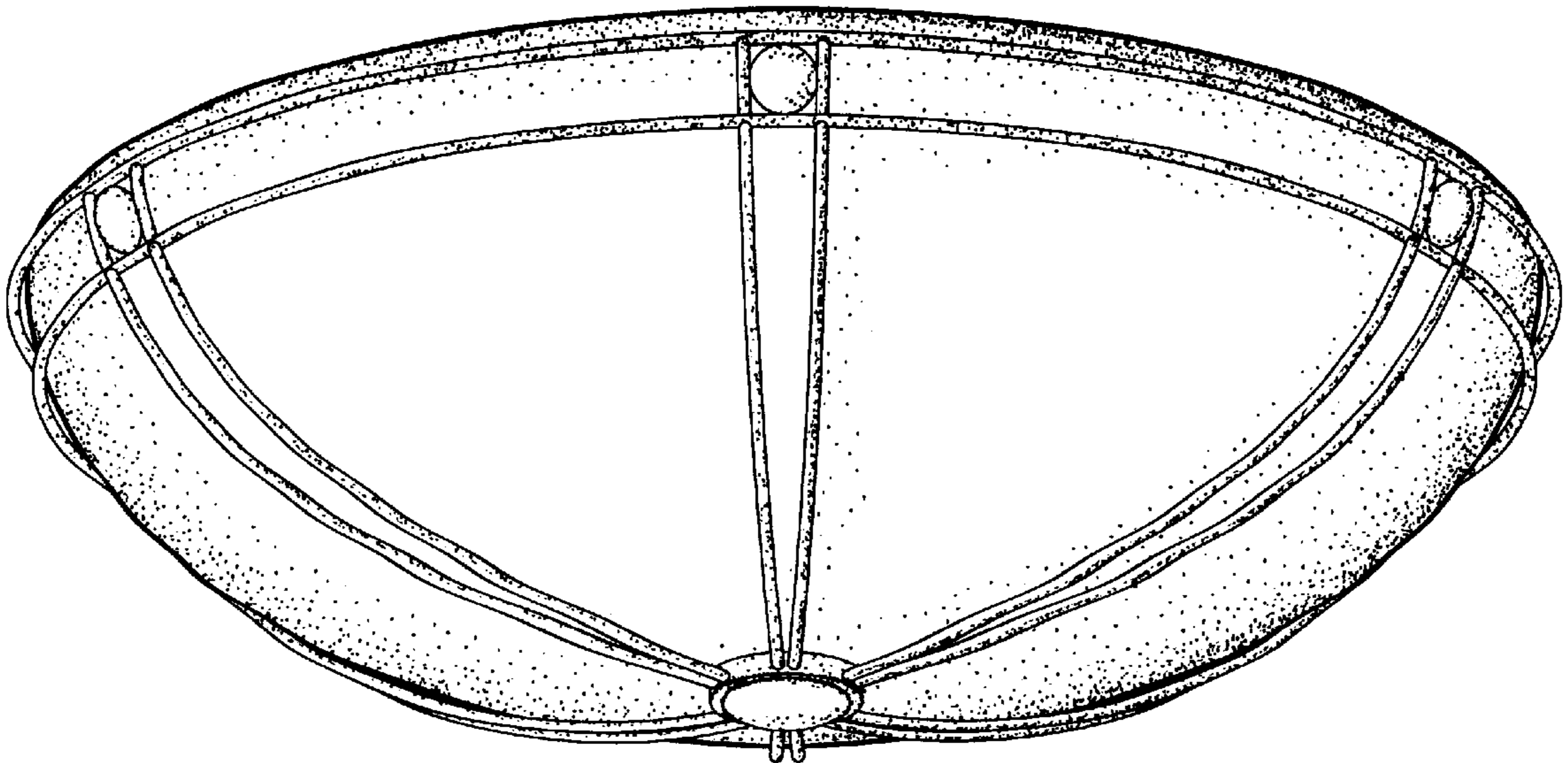
FIG. 2 is a front elevational view thereof;

FIG. 3 is a right side view, the left side view being a mirror image;

FIG. 4 is a top plan view thereof; and,

FIG. 5 is a bottom plan view thereof.

1 Claim, 5 Drawing Sheets



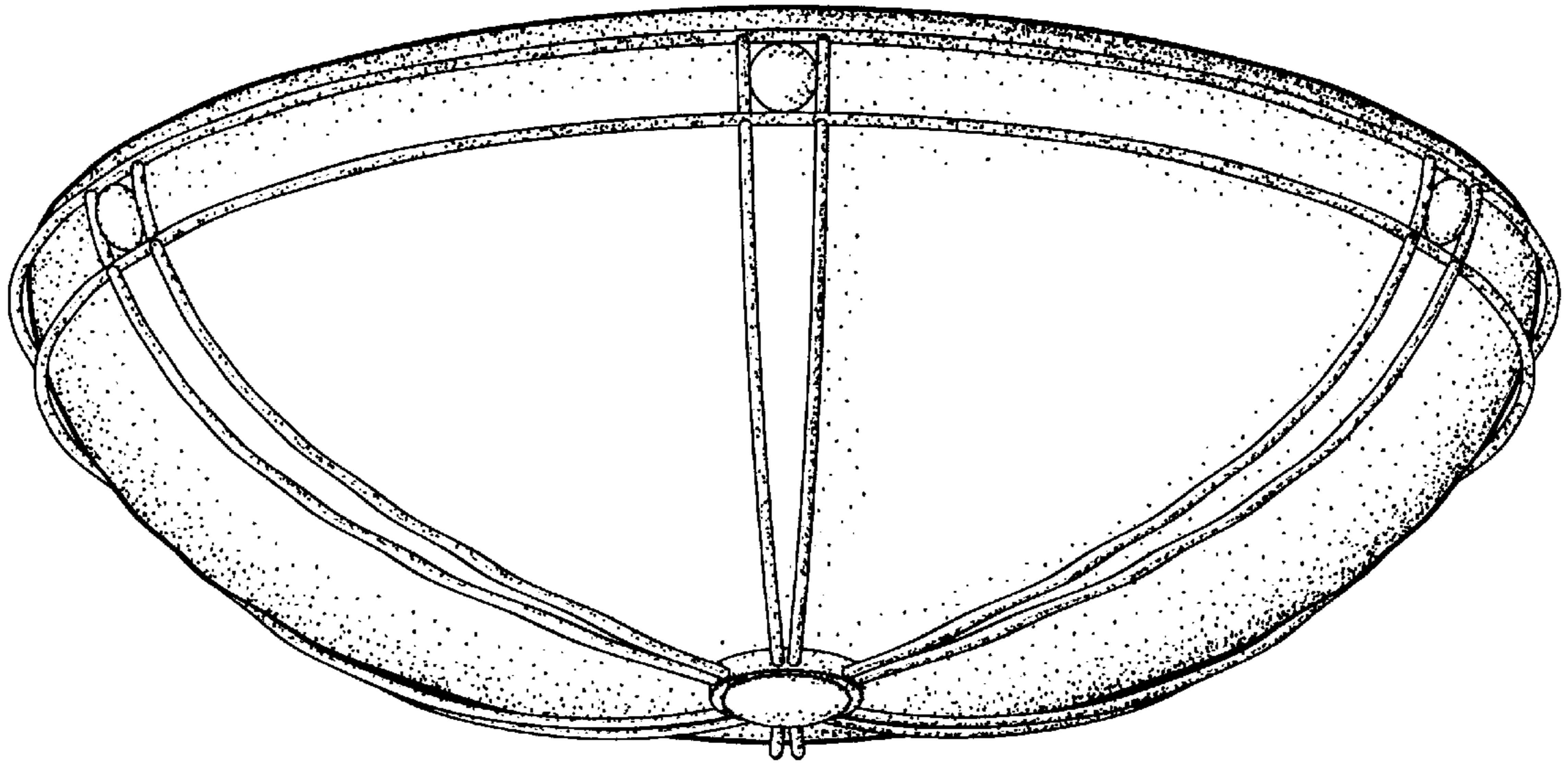


FIG. 1

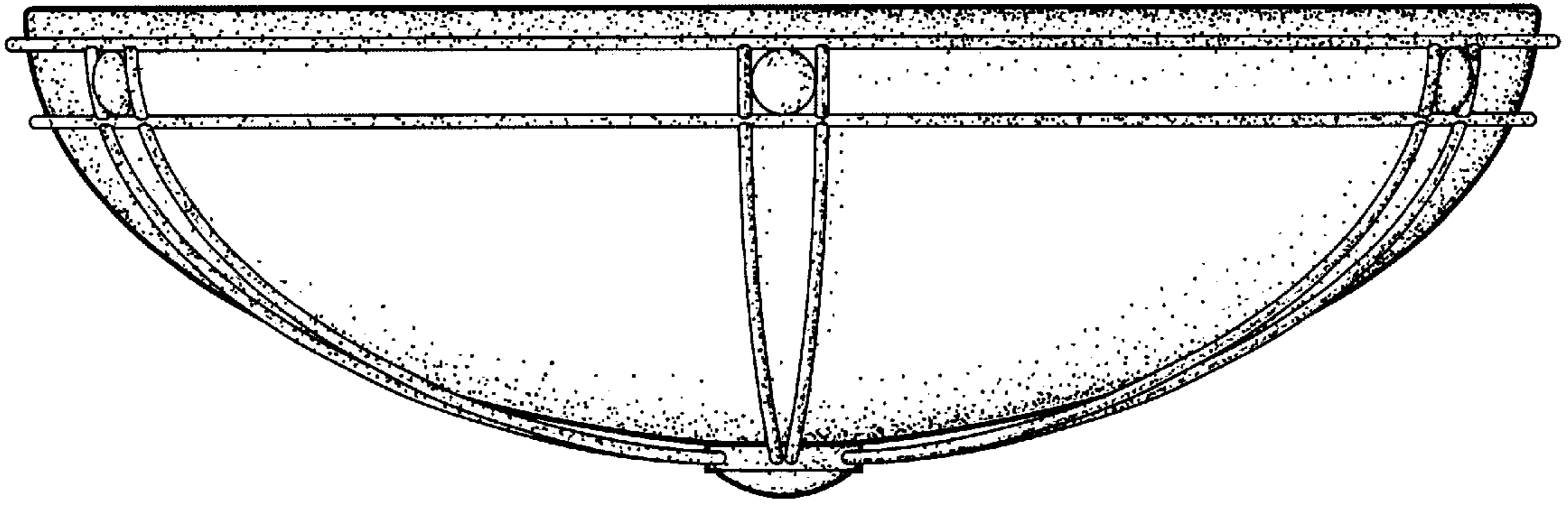


FIG. 2

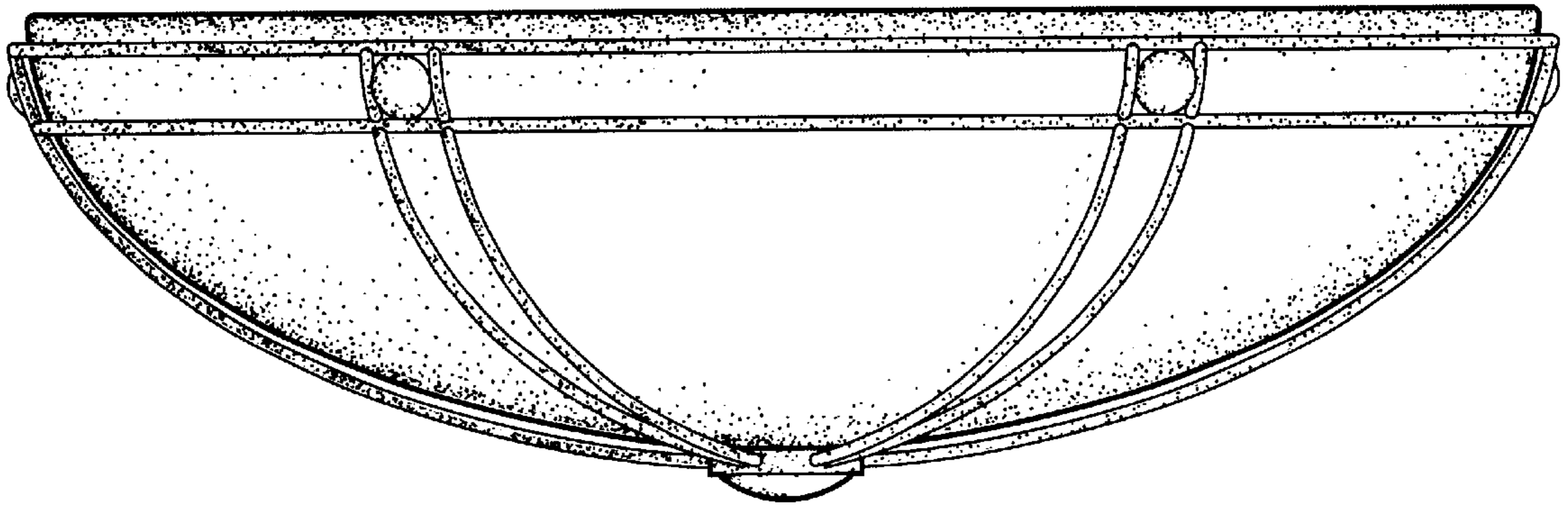


FIG. 3




FIG. 4




FIG. 5