



US00D459524S

(12) **United States Design Patent**  
**Dolan**

(10) **Patent No.:** **US D459,524 S**  
(45) **Date of Patent:** **\*\* Jun. 25, 2002**

(54) **CHANDELIER**

(76) **Inventor:** **Patrick S. Dolan**, 1901 NW. Upshur,  
Portland, OR (US) 97209

(\*\*) **Term:** **14 Years**

(21) **Appl. No.:** **29/148,859**

(22) **Filed:** **Sep. 28, 2001**

(51) **LOC (7) Cl.** ..... **26-03**

(52) **U.S. Cl.** ..... **D26/86; D26/81**

(58) **Field of Search** ..... **D26/72, 80-92,**  
**D26/142-144, 152, 155; 362/147, 404-408,**  
**432**

Progress Spartanburg SC Cat. 124, 2000 #P4051-27 p. 25.  
Basic Source Rohnert Park, CA 2000, p. 71 #20-307-1Fg.  
Forecast Elgin, IL 2000, #F27372 p. 14 Model #F790-40.  
Elk Lighting Summit Hill, PA Cat-2101, 2000 p. 43 Model  
1778/6+3.  
Celina Taipei, Taiwan 1998, p. 15 #5002/05.  
Corbett Carrollton, TX 2000, p. 31 #5926-06.  
Art Craft Champlain, NY 1995, p. 11 #AC1388.  
Kichler Cleveland, OH Cat. 100, 2000 p. 4 #2489 TGP.  
Hilite Mfg. Sante Fe Springs, CA 1994, p. 7 Model H8024D.  
AF Ltg Pompano Beach, FL 1998, p. 2  
#3007-15-CHS-MG.  
Transglobe N. Hollywood, CA 2000, p. 20 #11199.  
Arcraft Champlain, NY 1999, p. 3 #AC1278.

\* cited by examiner

(56) **References Cited**

**U.S. PATENT DOCUMENTS**

D357,996 S	*	5/1995	Dolan	.....	D26/86
D372,551 S		8/1996	Dolan		
D373,003 S		8/1996	Dolan		
D380,571 S		7/1997	Dolan		
D430,947 S		9/2000	Dolan		
D440,681 S		4/2001	Dolan		
D440,685 S		4/2001	Dolan		
D453,581 S	*	2/2002	Orozco	.....	D26/84

**OTHER PUBLICATIONS**

Framburg Catalog 2000/Dec. 1999/p. 16/item #8305.\*  
Kenroy Jacksonville, FL 2001, p. 7 #6640BN1.  
International St. Louis, MO 2000, p. 4 #23541-55.  
Designers Fountain Rancho Dominguez, CA 2000, p. 18  
#5738-OB.

*Primary Examiner*—Alan P. Douglas  
*Assistant Examiner*—Clare E. Heflin


(57) **CLAIM**

The ornamental design for a chandelier, as shown and described.

**DESCRIPTION**

FIG. 1 is a perspective view thereof;  
FIG. 2 is a front elevational view thereof;  
FIG. 3 is a right side view, the left side view being identical;  
FIG. 4 is a top view thereof; and,  
FIG. 5 is a bottom plan view thereof.  
The broken lines shown in the drawing are environmental only and form no part of the claimed design.

**1 Claim, 5 Drawing Sheets**






FIG. 1




FIG. 2




FIG. 3




FIG. 4




FIG. 5