



US00D459513S

(12) **United States Design Patent**  
**Newhouse et al.**

(10) **Patent No.: US D459,513 S**  
(45) **Date of Patent: \*\* Jun. 25, 2002**

(54) **LIGHT FIXTURE**

(75) Inventors: **Thomas J. Newhouse**, Grand Rapids,  
MI (US); **Ayse Birsal**, New York, NY  
(US)

(73) Assignee: **Herman Miller Inc.**, Zeeland, MI (US)

(\*\*) Term: **14 Years**

(21) Appl. No.: **29/143,604**

(22) Filed: **Jun. 15, 2001**

(51) **LOC (7) Cl. .... 26-05**

(52) **U.S. Cl. .... D26/60**

(58) **Field of Search .... D26/60-66, 93,**  
D26/102-112; 362/269, 275, 287, 410-414,  
418, 419, 427

(56) **References Cited**

**U.S. PATENT DOCUMENTS**

D385,052 S \* 10/1997 Huang ..... D26/60  
D418,239 S \* 12/1999 Zeller ..... D26/60

**FOREIGN PATENT DOCUMENTS**

WO WO 00/21412 4/2000

\* cited by examiner

*Primary Examiner*—Marcus A. Jackson

(74) *Attorney, Agent, or Firm*—Brinks Hofer Gilson &  
Lione

(57) **CLAIM**

We claim the ornamental design for a light fixture, as shown  
and described.

**DESCRIPTION**

FIG. 1 is a perspective view of the light fixture of the present  
invention with the phantom line drawing of the environment  
for illustration purposes only;

FIG. 2 is a side view of the light fixture of the present  
invention, with the opposite side being a mirror image  
thereof;

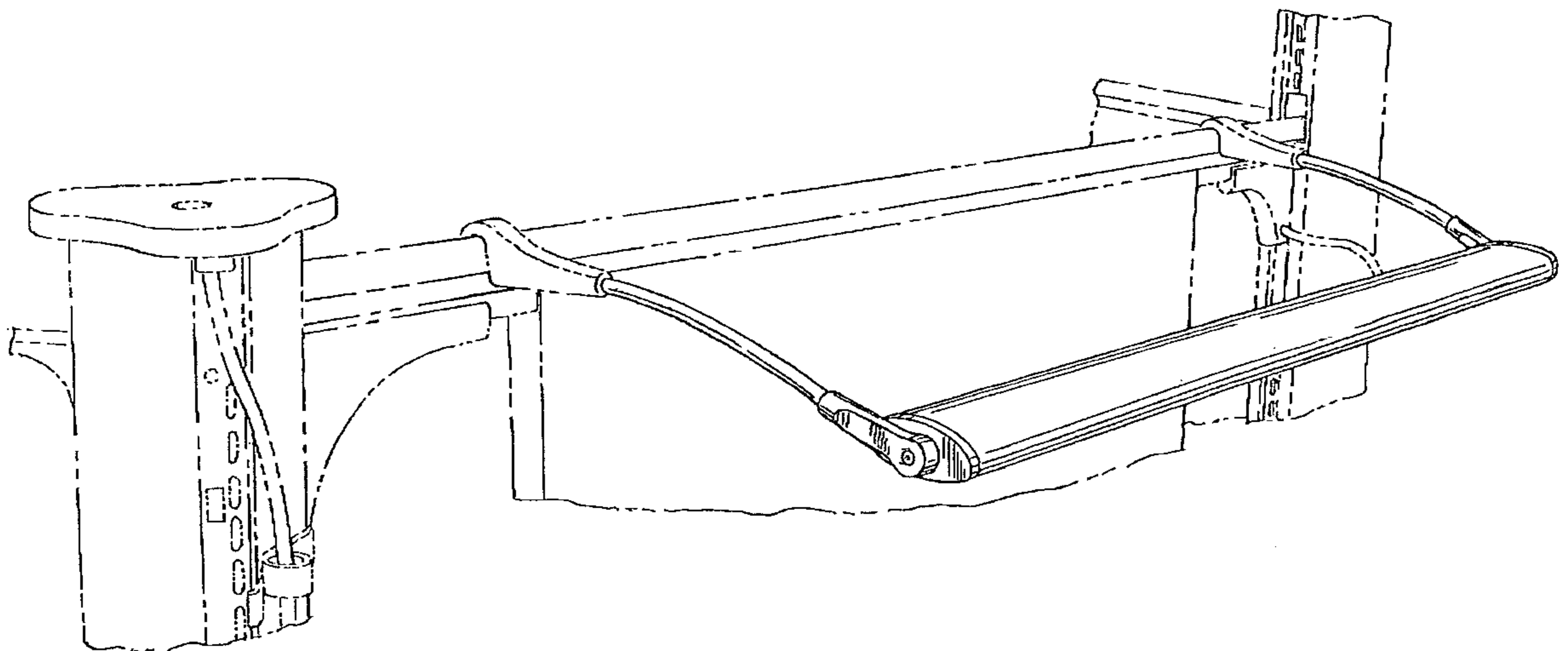
FIG. 3 is a top view of the light fixture of the present  
invention;

FIG. 4 is a front view of the light fixture of the present  
invention;

FIG. 5 is a bottom view of the light fixture of the present  
invention; and,

FIG. 6 is a rear view of the light fixture of the present  
invention.

**1 Claim, 3 Drawing Sheets**



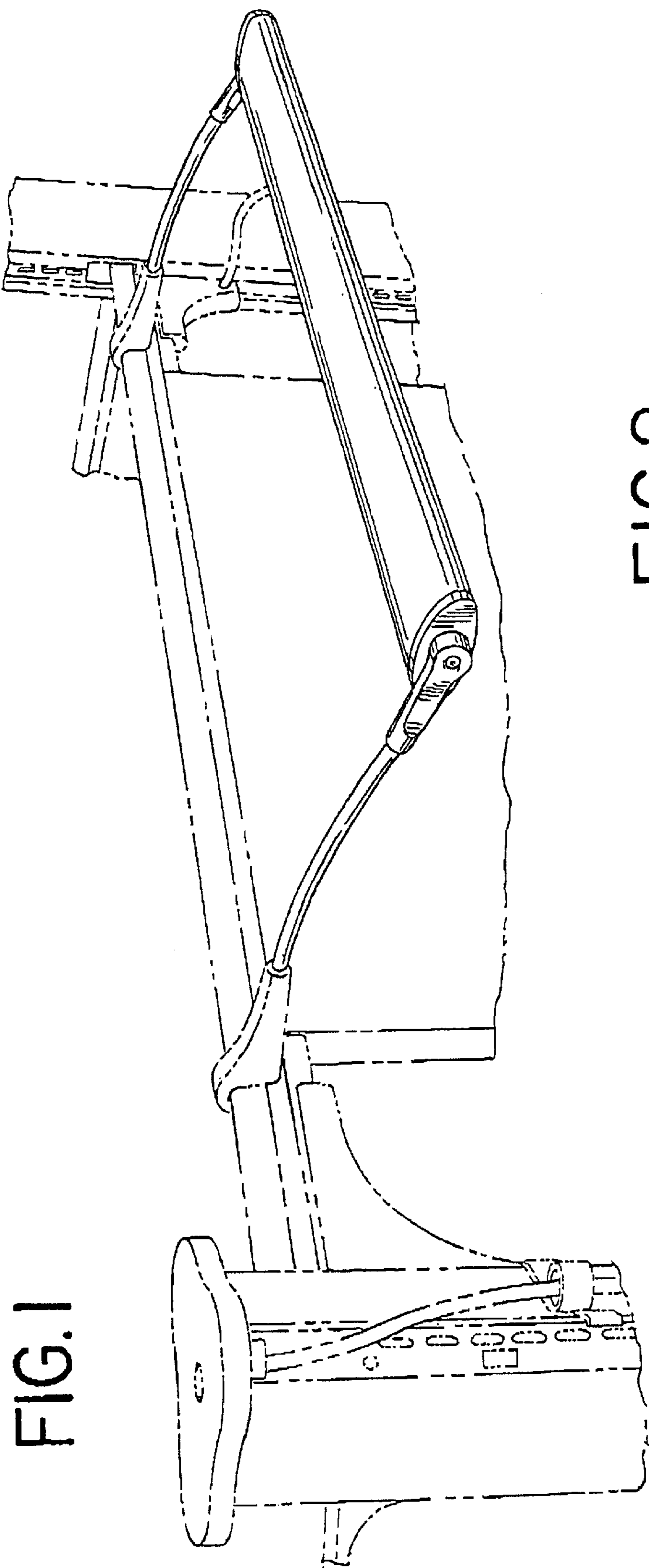


FIG. 2

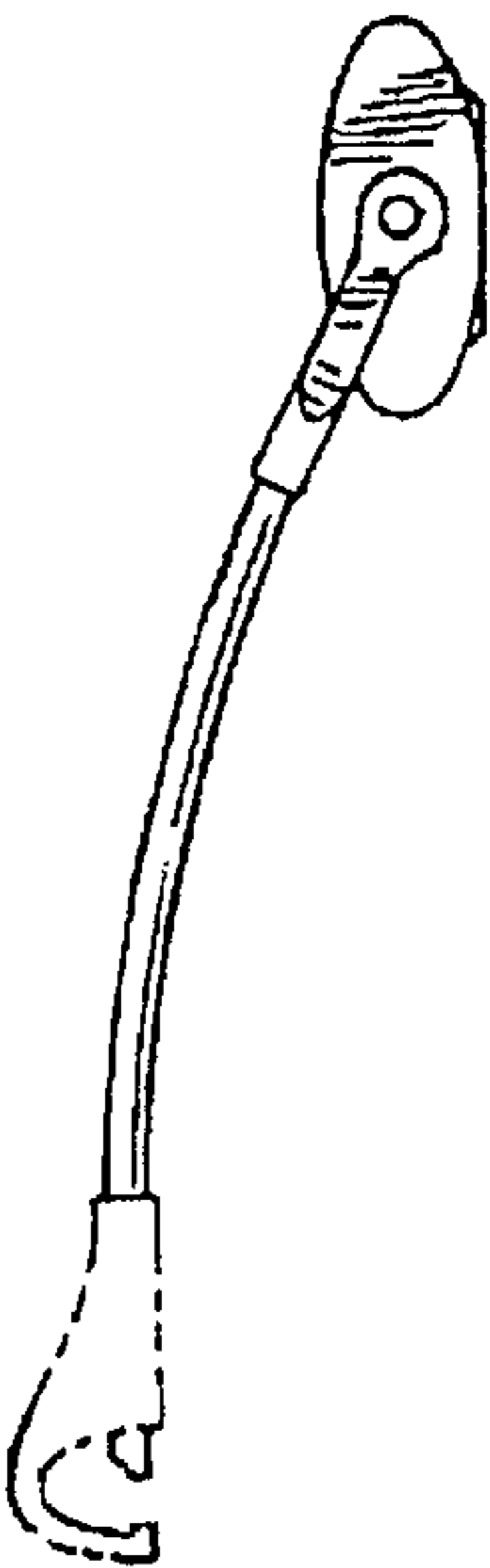


FIG. 3

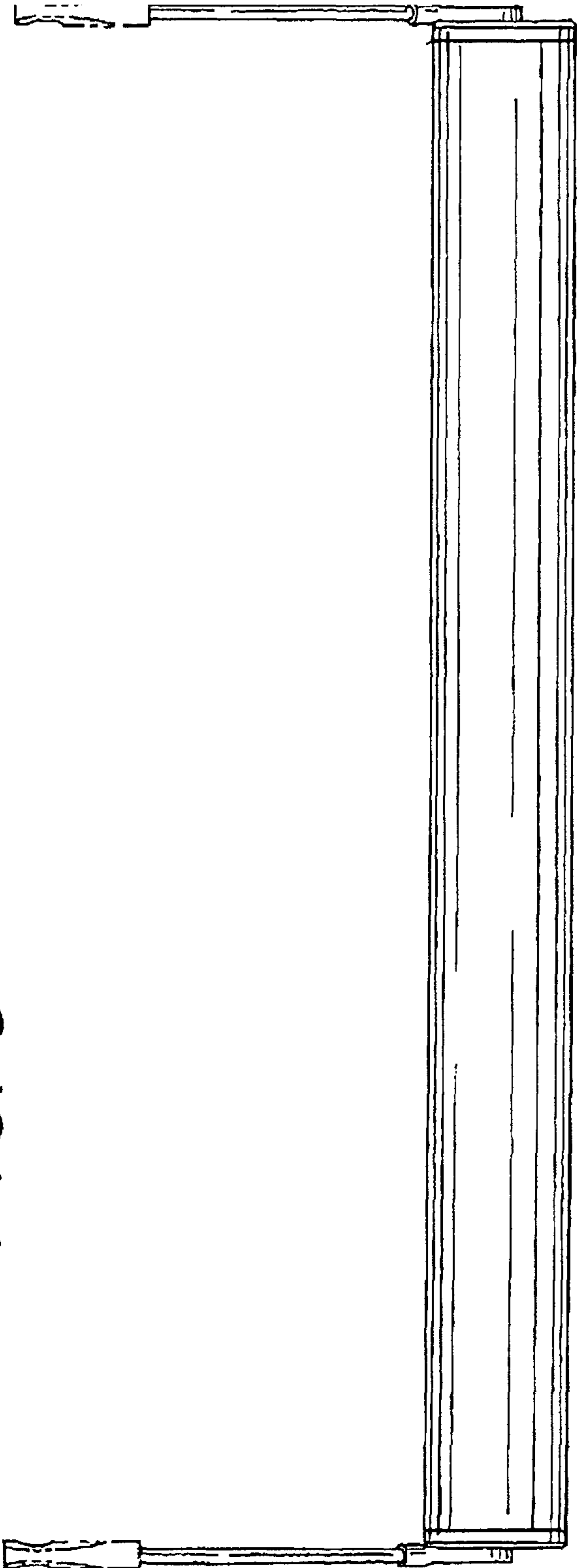


FIG. 4

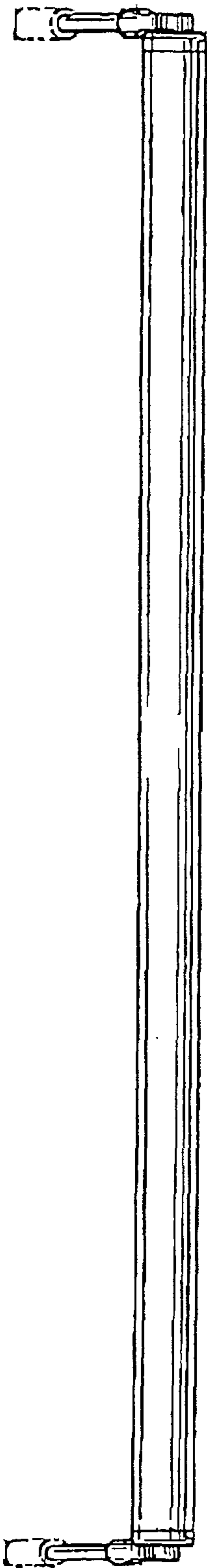


FIG. 5

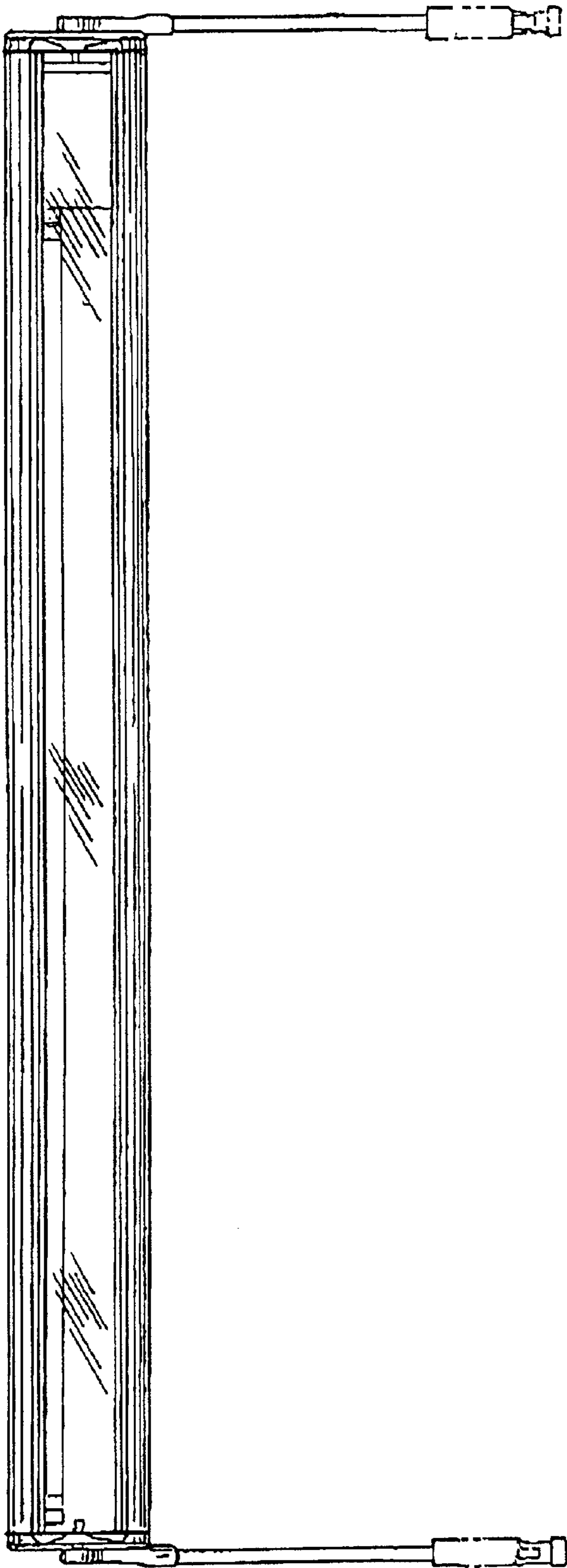


FIG. 6

