



US00D459510S

(12) **United States Design Patent**
Horowitz

(10) **Patent No.:** **US D459,510 S**

(45) **Date of Patent:** **** Jun. 25, 2002**

(54) **TAIL LENS ASSEMBLY**

(76) Inventor: **Brian A. Horowitz**, 252 Granite St.,
Corona, CA (US) 92879

(**) Term: **14 Years**

(21) Appl. No.: **29/155,335**

(22) Filed: **Feb. 8, 2002**

(51) **LOC (7) Cl.** **26-04**

(52) **U.S. Cl.** **D26/28**

(58) **Field of Search** D26/28-36; 362/81,
362/82, 83, 83.4, 267, 269, 275

(56) **References Cited**

U.S. PATENT DOCUMENTS

D382,659 S	8/1997	Kaloustian	
D388,200 S	12/1997	Tomforde et al.	
D427,342 S	* 6/2000	Hunter et al.	D26/28
D439,995 S	* 4/2001	Nakazawa et al.	D26/28
D440,331 S	* 4/2001	Nakazawa et al.	D26/28
6,243,008 B1	6/2001	Korabiak	
D448,098 S	9/2001	Horowitz	
D448,869 S	10/2001	Horowitz	
D449,123 S	10/2001	Horowitz	
D449,898 S	10/2001	Horowitz	
6,296,382 B1	10/2001	Hamelbeck	
D450,142 S	11/2001	Horowitz	

OTHER PUBLICATIONS

Photograph of stock Mitsubishi Eclipse ('97 -).

American Products Company Y2K Catalog p. 9 (published Oct. 21, 1999).

American Products Company 2001 Catalog p. 10-13 (published Oct. 10, 2000).

Hiper Industries 2002 Catalog, p. 3 (prior to Jan. 1, 2002).

in.pro.carwear Catalog, p. 22 (prior to Jan. 1, 2002).

Legaparts Brochure, p. 3 (prior to Jan. 1, 2002).

Matrix GR Motorsports 2002 Catalog, p. 13 & 16 (prior to Jan. 1, 2002).

OBX-R Racing Sports Catalog, p. 2 (©2000).

Z2000 Brochure, p. 3 (prior to Jan. 1, 2002).

Promotional material from Sigma Polyurethane International, prior to Jul. 25, 2001.

Toucan Industries 2001 Catalog, p. 25 (prior to Oct. 30, 2000).

Stillen ad from Sport Compact Car, vol. 13, No. 3, Mar. 2001 (prior to Jul. 25, 2001).

CaliforniaStylin.com ad from Mini Trucking, Nov. 2001.

* cited by examiner

Primary Examiner—Marcus A. Jackson
 (74) *Attorney, Agent, or Firm*—Knobbe, Martens, Olson & Bear, LLP

(57) **CLAIM**

The ornamental design for a tail lens assembly, as shown and described.

DESCRIPTION

FIG. 1 is a front-right perspective view of a preferred embodiment of the tail lens assembly according to the present invention, with the broken line showing for illustrative purposes only and forming no part of the claimed design;

FIG. 2 is a partially exploded front-right perspective view of the tail lens assembly of FIG. 1, illustrating the cover of the tail lens assembly removed;

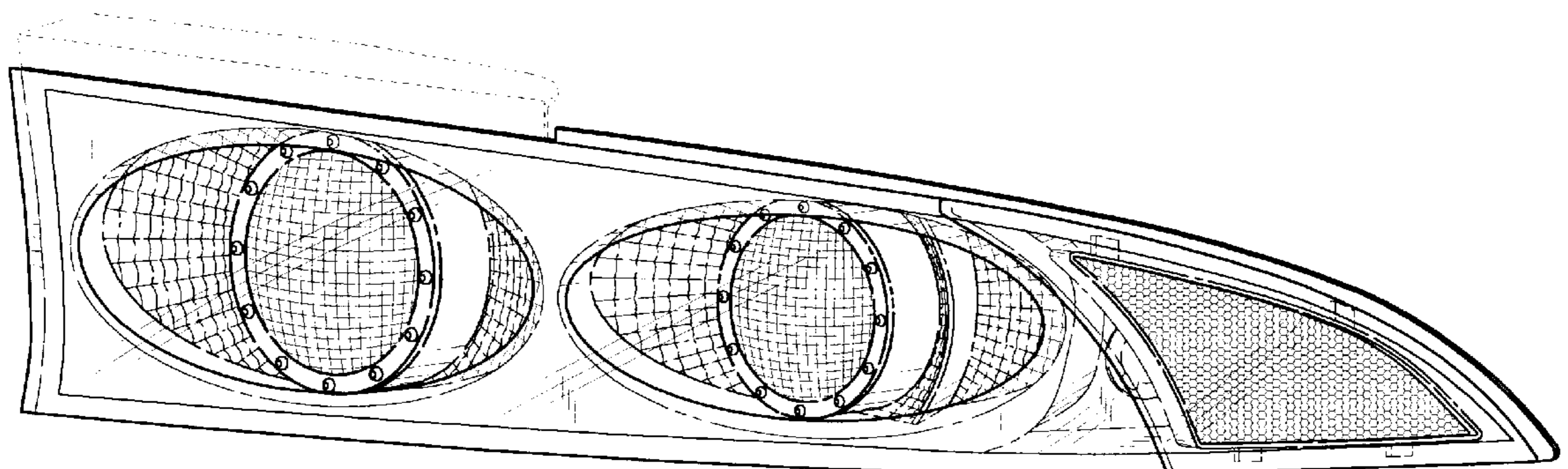
FIG. 3 is a front elevational view of the tail lens assembly of FIG. 1;

FIG. 4 is a right-side elevational view of the tail lens assembly of FIG. 1;

FIG. 5 is a top plan view of the tail lens assembly of FIG. 1; and,

FIG. 6 is a front-right perspective view of the tail lens assembly of FIG. 1, showing the lens assembly installed on a vehicle.

1 Claim, 4 Drawing Sheets



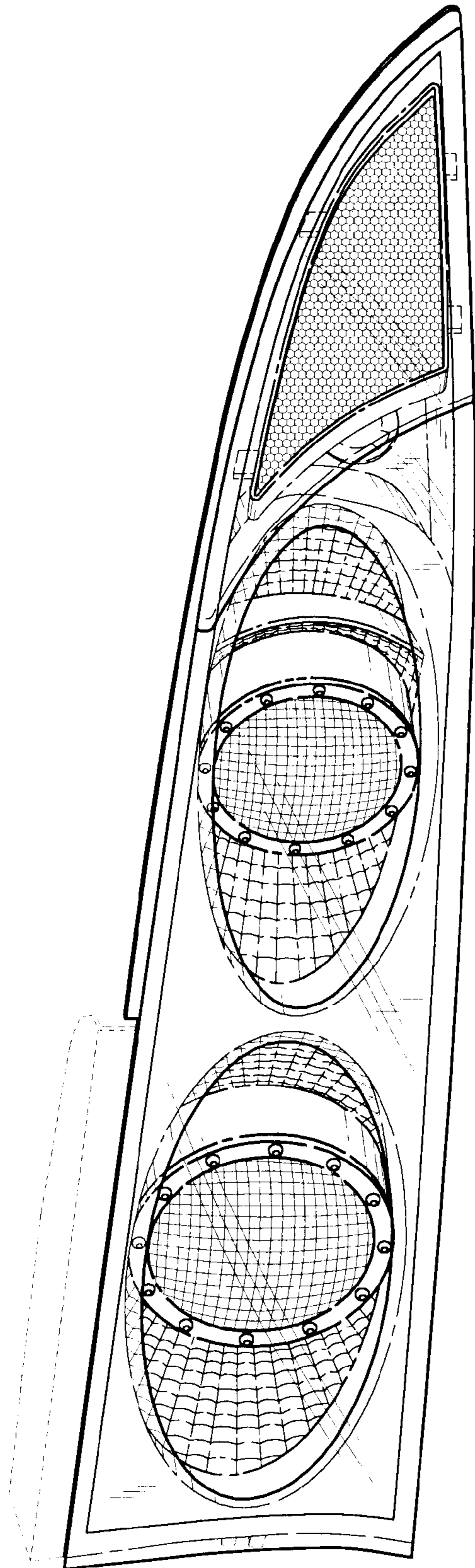


FIG. 1

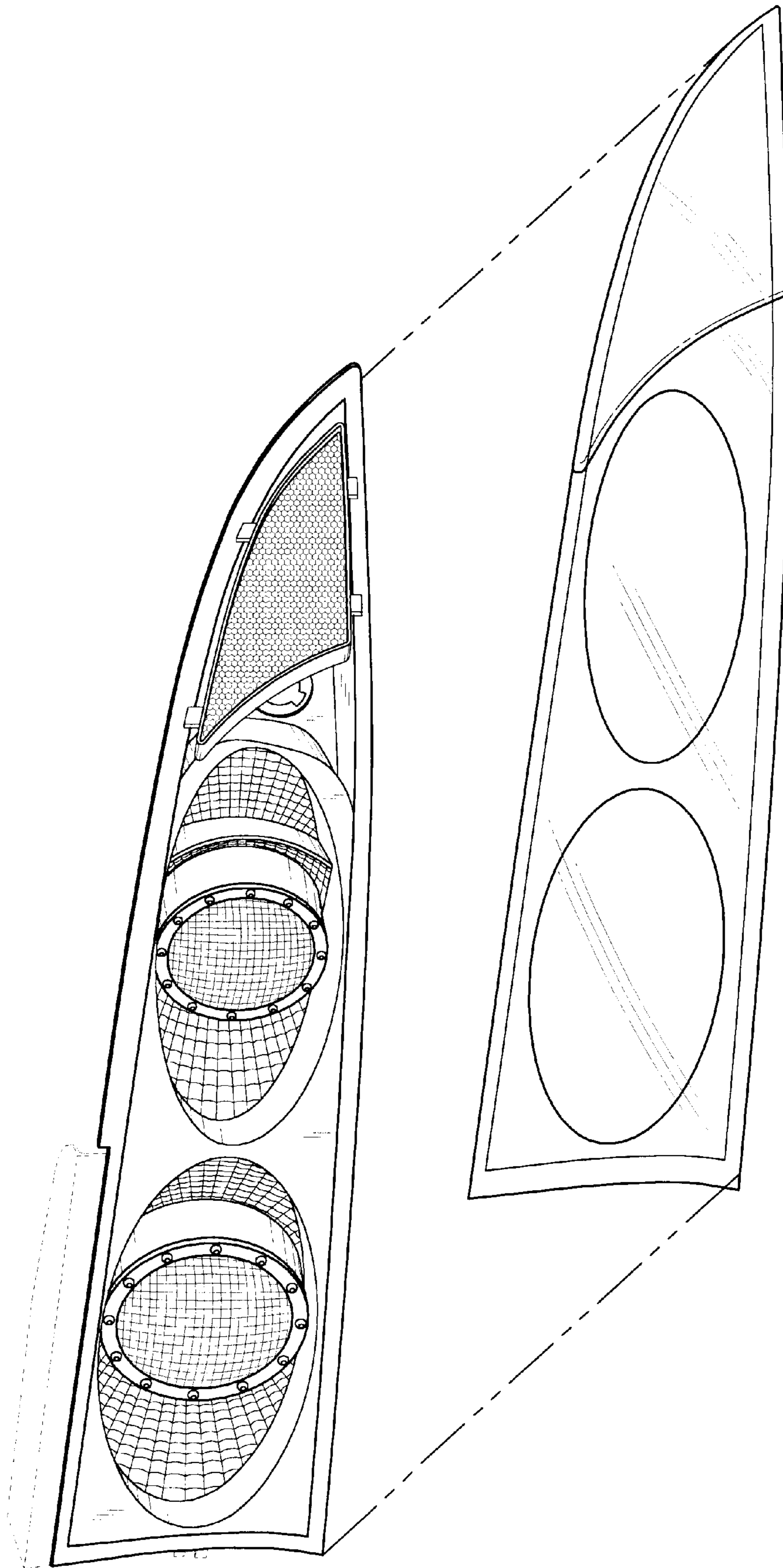


FIG. 2

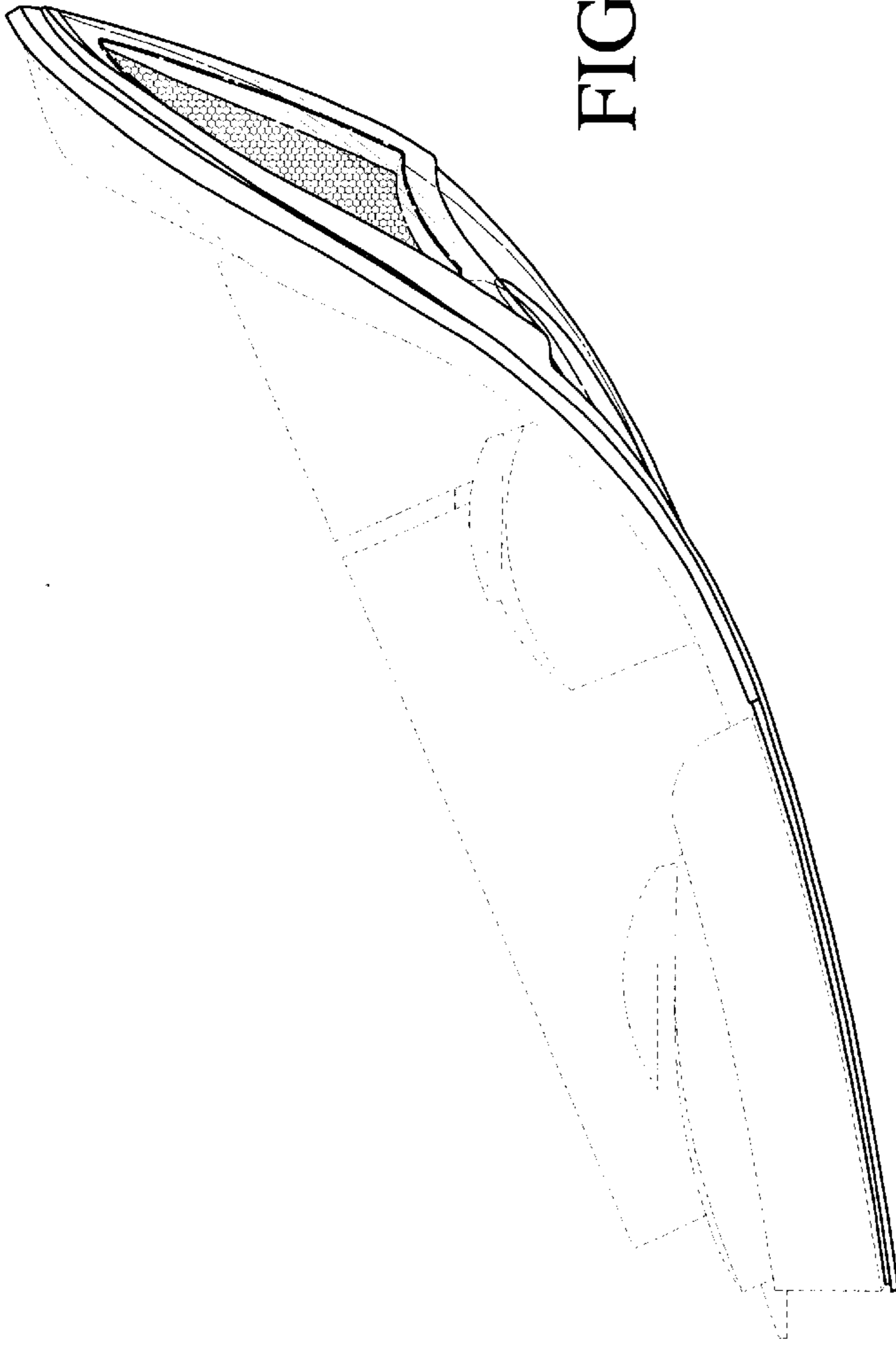


FIG. 5

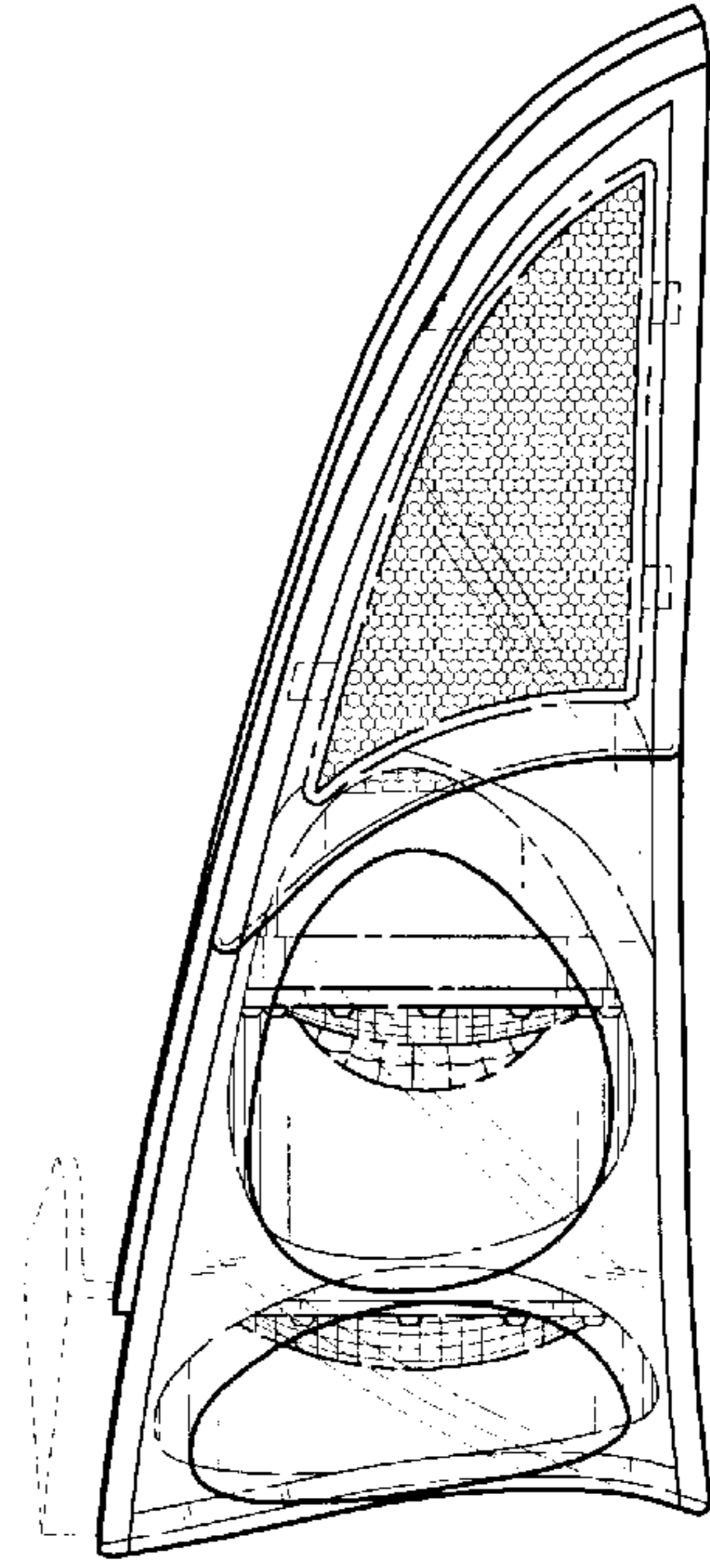


FIG. 4

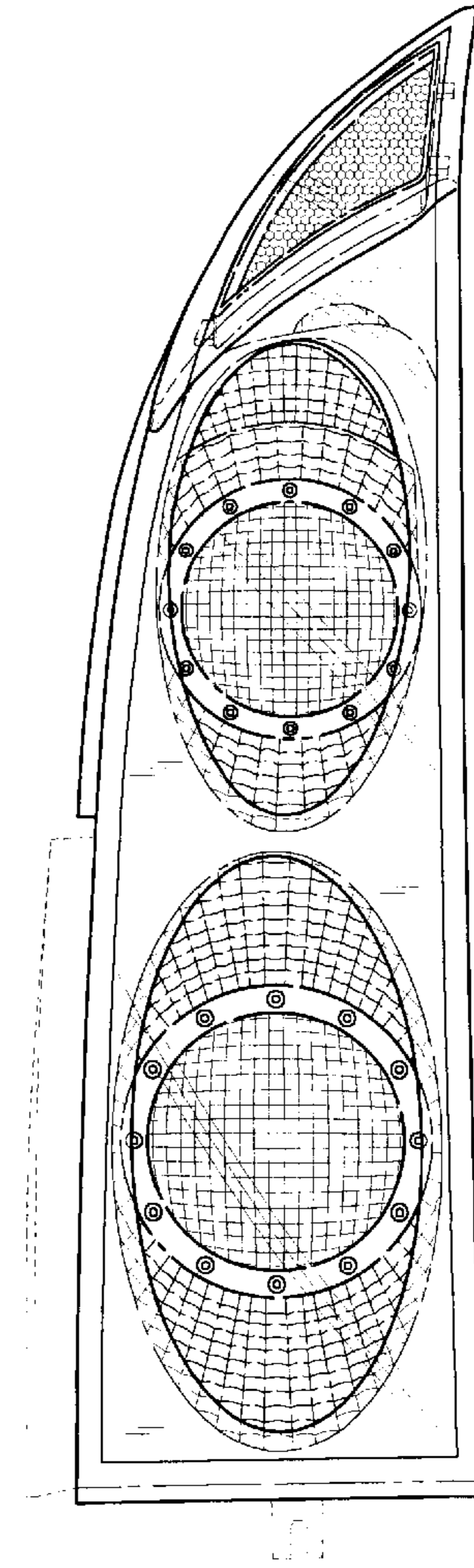


FIG. 3

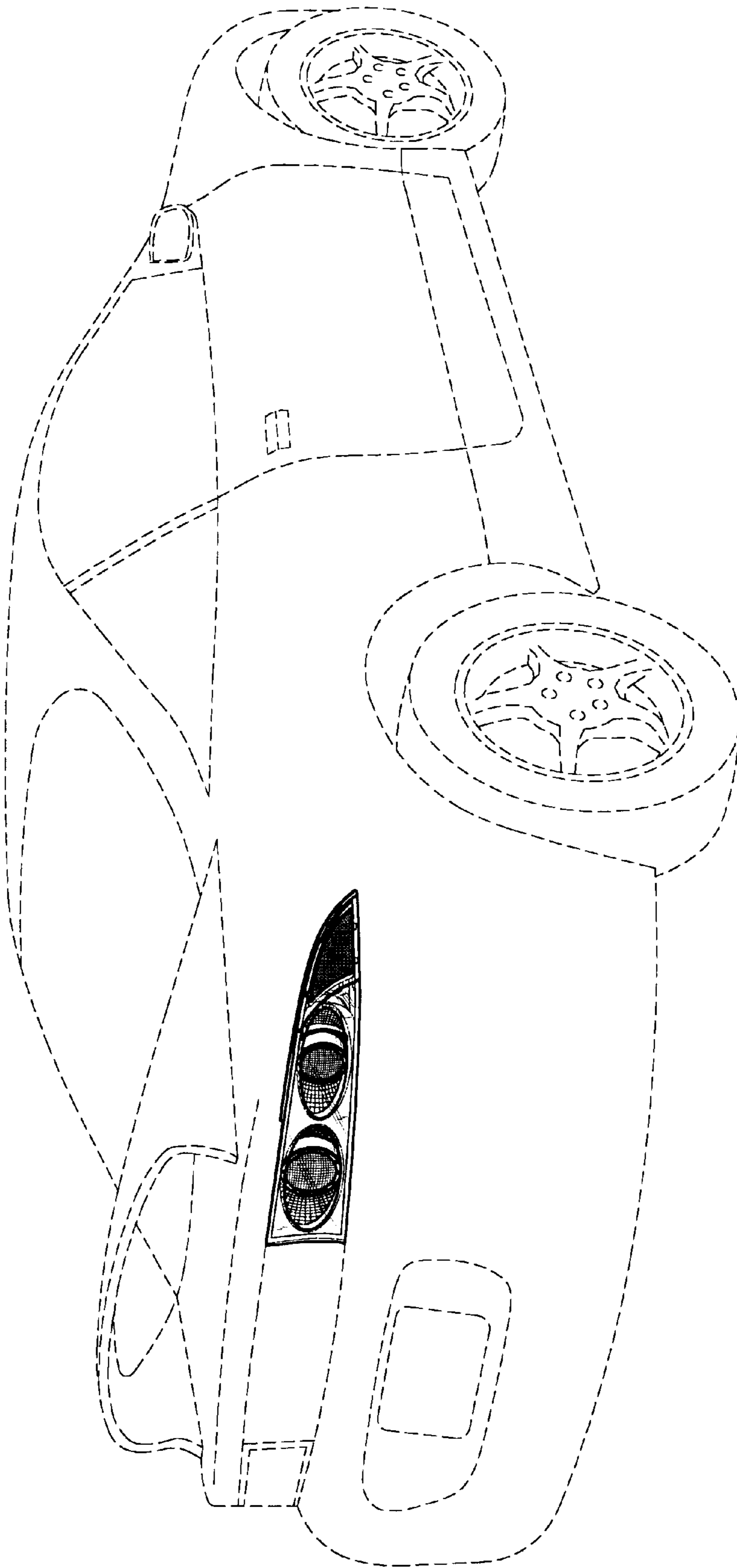


FIG. 6