



US00D459484S

(12) **United States Design Patent**  
**Erwin**

(10) **Patent No.:** **US D459,484 S**

(45) **Date of Patent:** **\*\* \*Jun. 25, 2002**

(54) **ARBOR**

(75) **Inventor:** **Ronald D. Erwin**, Fayetteville, GA (US)

(73) **Assignee:** **Erwin Industries, Inc.**, Peachtree City, GA (US)

(\* ) **Notice:** This patent is subject to a terminal disclaimer.

(\*\*) **Term:** **14 Years**

(21) **Appl. No.:** **29/148,286**

(22) **Filed:** **Sep. 18, 2001**

(51) **LOC (7) Cl.** ..... **08-99**

(52) **U.S. Cl.** ..... **D25/100**

(58) **Field of Search** ..... D25/100, 101;  
47/47, 70

(56) **References Cited**

**U.S. PATENT DOCUMENTS**

|            |   |         |                 |       |         |
|------------|---|---------|-----------------|-------|---------|
| 317,939 A  | * | 12/1885 | Halfpenny       | ..... | 47/70   |
| D67,801 S  | * | 7/1925  | George          | ..... | D25/100 |
| D158,627 S | * | 5/1950  | Thompson        | ..... | D25/100 |
| D296,935 S | * | 7/1988  | Erceg           | ..... | D25/100 |
| D441,095 S |   | 4/2001  | Schwartz et al. |       |         |
| D441,097 S |   | 4/2001  | Schwartz et al. |       |         |
| D442,700 S |   | 5/2001  | Schwartz et al. |       |         |

**OTHER PUBLICATIONS**

World Fence News, Jan. 1998, Issue 177, Island Post Cap Deluxe Cedar Arbors.

World Fence News, May 1999, Issue No. 193, Wayside Fence Co., Cedar Arbors.

World Fence News, May 1999, Issue No. 193, American Wood Design's Arbors & Caps.

World Fence News, May 1999, Issue No. 193, The Nantucket Post Cap Company, Inc.

World Fence News, May 1999, Issue No. 193, Ultralast Vinyl Products, Vinyl arbours.

World Fence News, Sept. 1999, Issue No. 197, The Nantucket Post Cap Company, Inc.

\* cited by examiner

*Primary Examiner*—Doris Clark

(74) *Attorney, Agent, or Firm*—Gardner Groff & Mehrman, P.C.

(57) **CLAIM**

I claim the ornamental design for an arbor, as shown and described.

**DESCRIPTION**

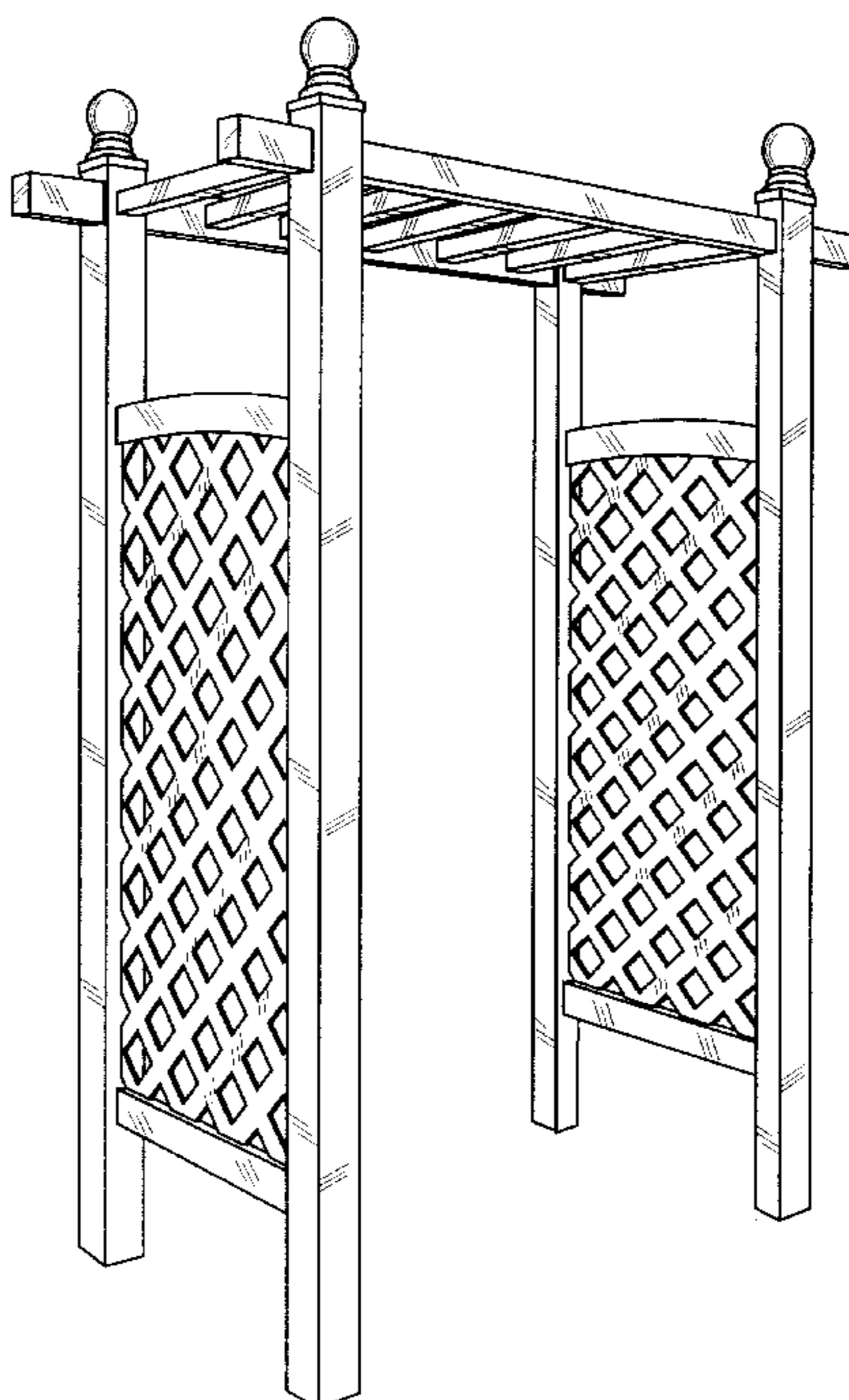
FIG. 1 is a perspective illustration of an arbor according to the invention.

FIG. 2 is a top view of the arbor of FIG. 1.

FIG. 3 is a front view of the arbor of FIG. 1 (a back view is identical); and,

FIG. 4 is a left side elevation view of the arbor of FIG. 1 (a right side view is identical).

**1 Claim, 2 Drawing Sheets**






FIG. 1




FIG. 2




FIG. 3




FIG. 4