



US00D459462S

(12) **United States Design Patent**
Kelly et al.

(10) **Patent No.:** **US D459,462 S**
(45) **Date of Patent:** **** Jun. 25, 2002**

(54) **HANDLE FOR AIR VENT**
(75) Inventors: **Timothy A. Kelly; Randy L. Pratt,**
both of Salem, VA (US)
(73) Assignee: **Salem Vent International, Inc.,** Salem,
VA (US)

5,020,425 A 6/1991 Kelly et al.
5,137,327 A 8/1992 Edmonds et al.
D390,943 S 2/1998 Kelly
5,727,750 A 3/1998 Kelly
D393,707 S 4/1998 Kelly
5,766,068 A 6/1998 Kelly
6,126,538 A * 10/2000 Kelly et al. 454/145

(**) Term: **14 Years**

* cited by examiner

(21) Appl. No.: **29/133,856**

Primary Examiner—Mitchell Siegel

(22) Filed: **Dec. 8, 2000**

(74) *Attorney, Agent, or Firm*—Dority & Manning, P.A.

(51) **LOC (7) Cl.** **23-04**
(52) **U.S. Cl.** **D23/373**
(58) **Field of Search** D23/373, 393,
D23/386; 454/143, 145, 149, 158, 273,
333

(57) **CLAIM**

The ornamental design for a handle for air vent, as shown and described.

(56) **References Cited**

DESCRIPTION

U.S. PATENT DOCUMENTS

3,046,865 A * 7/1962 Kelly 454/145
3,102,464 A 9/1963 Kelly et al.
3,358,576 A 12/1967 Kelly et al.
3,375,772 A 4/1968 Kelly et al.
3,672,291 A 6/1972 Kujawa, Jr.
3,760,707 A 9/1973 Kelly
3,763,760 A 10/1973 Erickson
3,839,950 A * 10/1974 Kelly et al. 454/145
4,452,129 A 6/1984 Kelley et al.
4,519,645 A 5/1985 Kelly et al.
4,522,115 A 6/1985 Kelly et al.

FIG. 1 is a perspective view of the handle of a hingeless air vent, which is shown in broken line for illustrative purposes only;
FIG. 2 is an enlarged perspective view thereof;
FIG. 3 is a top plan view of FIG. 2;
FIG. 4 is a front elevational view of FIG. 2, the undisclosed rear being identical;
FIG. 5 is a left side elevational view of FIG. 2, the undisclosed right side being identical; and,
FIG. 6 is a bottom plan view of FIG. 2.
The broken line showing is for illustrative purposes only and forms no part of the claimed design.

1 Claim, 3 Drawing Sheets




Fig. 1


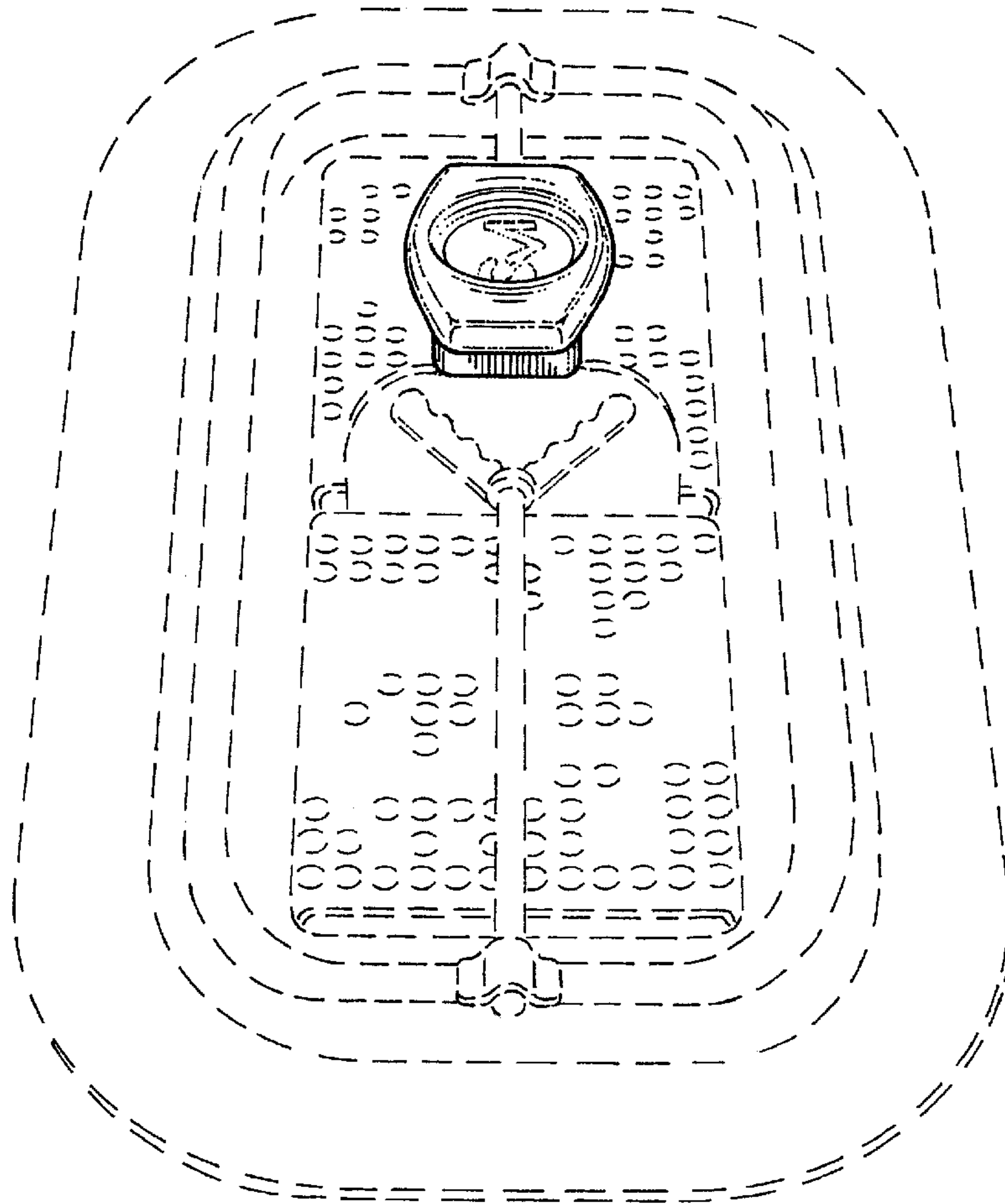


Fig. 2




Fig. 3




Fig. 4

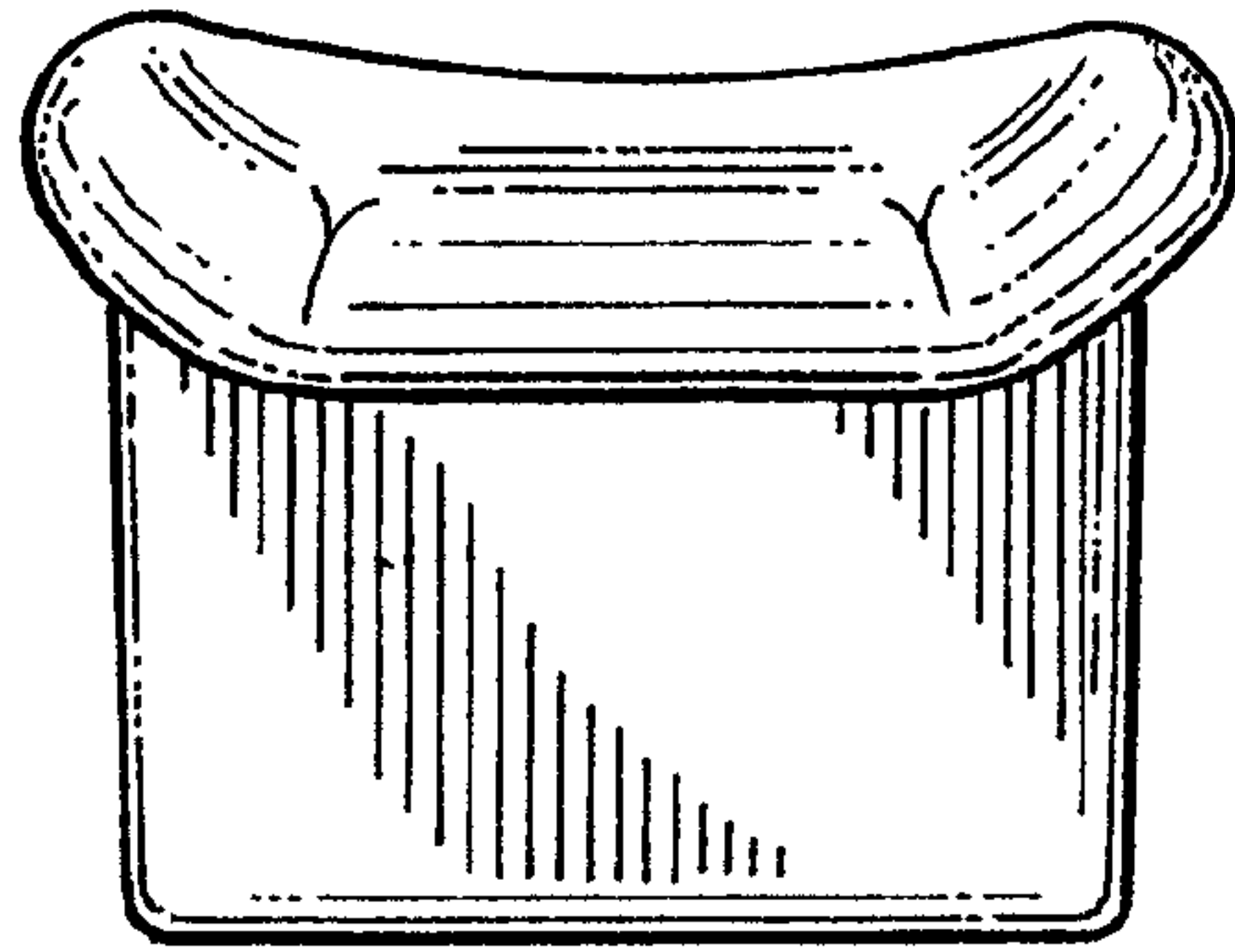


Fig. 5

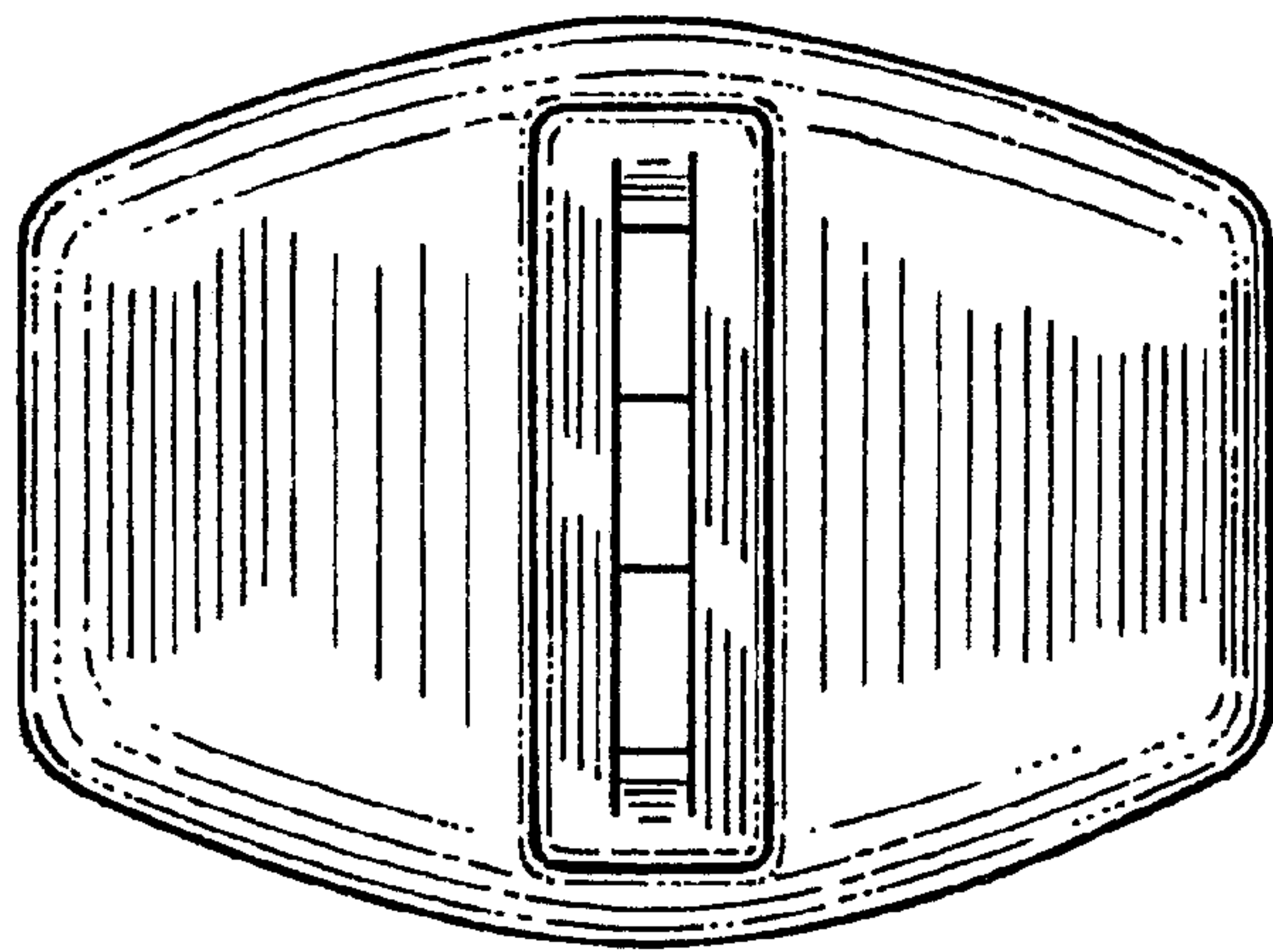


Fig. 6