



US00D459429S

(12) **United States Design Patent**
Shelton

(10) **Patent No.:** **US D459,429 S**

(45) **Date of Patent:** **** Jun. 25, 2002**

(54) **FISHING BAIT THREADER**

(76) **Inventor:** **Billy R. Shelton**, 5279 Salisbury Dr.,
Newark, CA (US) 94560

(**) **Term:** **14 Years**

(21) **Appl. No.:** **29/127,993**

(22) **Filed:** **Aug. 14, 2000**

(51) **LOC (7) Cl.** **22-05**

(52) **U.S. Cl.** **D22/134**

(58) **Field of Search** D22/134, 136,
D22/149, 199; 43/44.83, 44.98, 1, 4, 19,
25, 42.39; D3/18, 28

(56) **References Cited**

U.S. PATENT DOCUMENTS

4,674,220 A * 6/1987 Bearce, Jr. et al. 43/4
D354,543 S * 1/1995 Alongi D22/149
6,041,541 A * 3/2000 Davis 43/4 X

* cited by examiner

Primary Examiner—Catherine R. Oliver

(74) *Attorney, Agent, or Firm*—Carol D. Titus; James J.
Leary

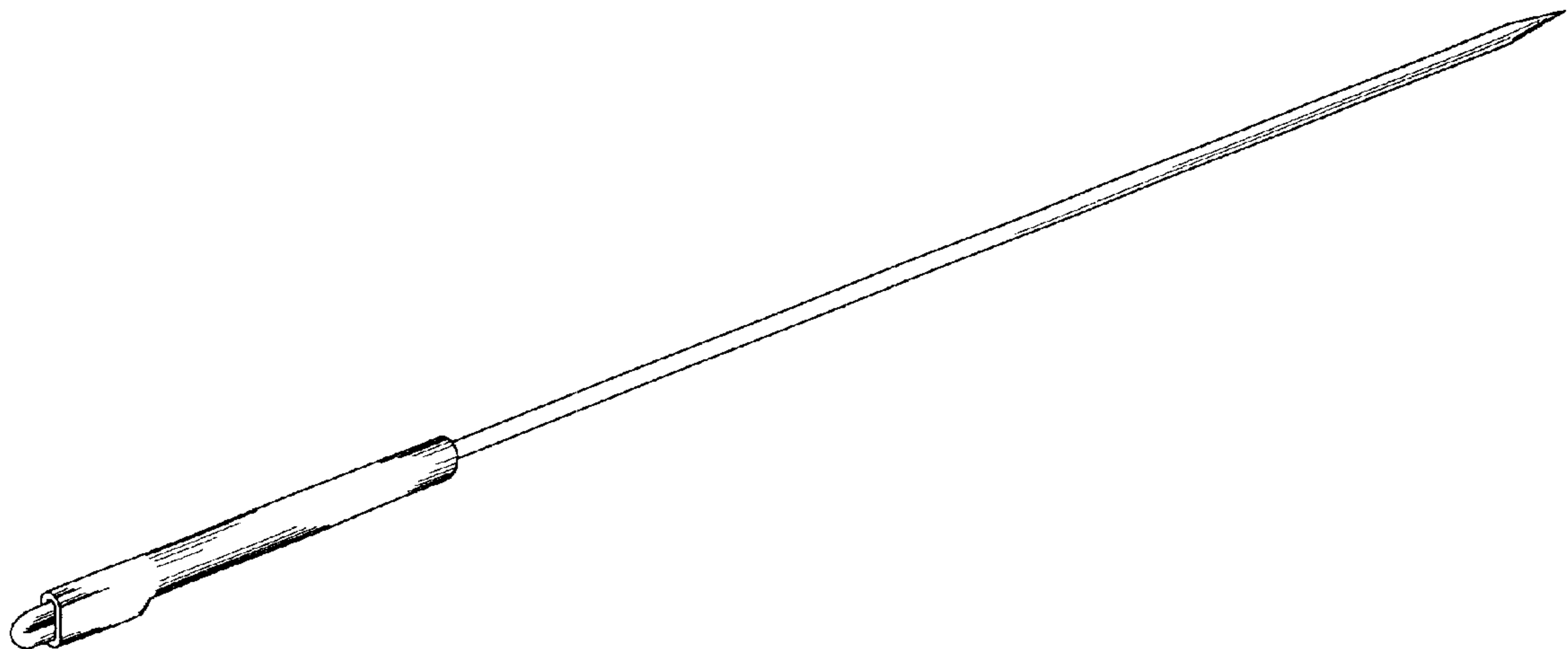
(57) **CLAIM**

The ornamental design for a fishing bait threader, as shown and described.

DESCRIPTION

FIG. 1 is a perspective view of the sleeve of the fishing bait threader;
FIG. 2 is a left side view of the sleeve thereof;
FIG. 3 is a bottom view of the sleeve thereof;
FIG. 4 is a right side view of the sleeve thereof;
FIG. 5 is a top view of the sleeve thereof;
FIG. 6 is a front view of the sleeve thereof;
FIG. 7 is a back view of the sleeve thereof;
FIG. 8 is a perspective view of the hook thereof;
FIG. 9 is a left side view of the hook thereof;
FIG. 10 is a bottom view of the hook thereof;
FIG. 11 is a right side view of the hook thereof;
FIG. 12 is a top view of the hook thereof;
FIG. 13 is a front view of the hook thereof;
FIG. 14 is a back view of the hook thereof;
FIG. 15 is a perspective view of the sleeve in place over the hook; and,
FIG. 16 is a perspective view of the sleeve pulled back from the end of the hook.

1 Claim, 5 Drawing Sheets



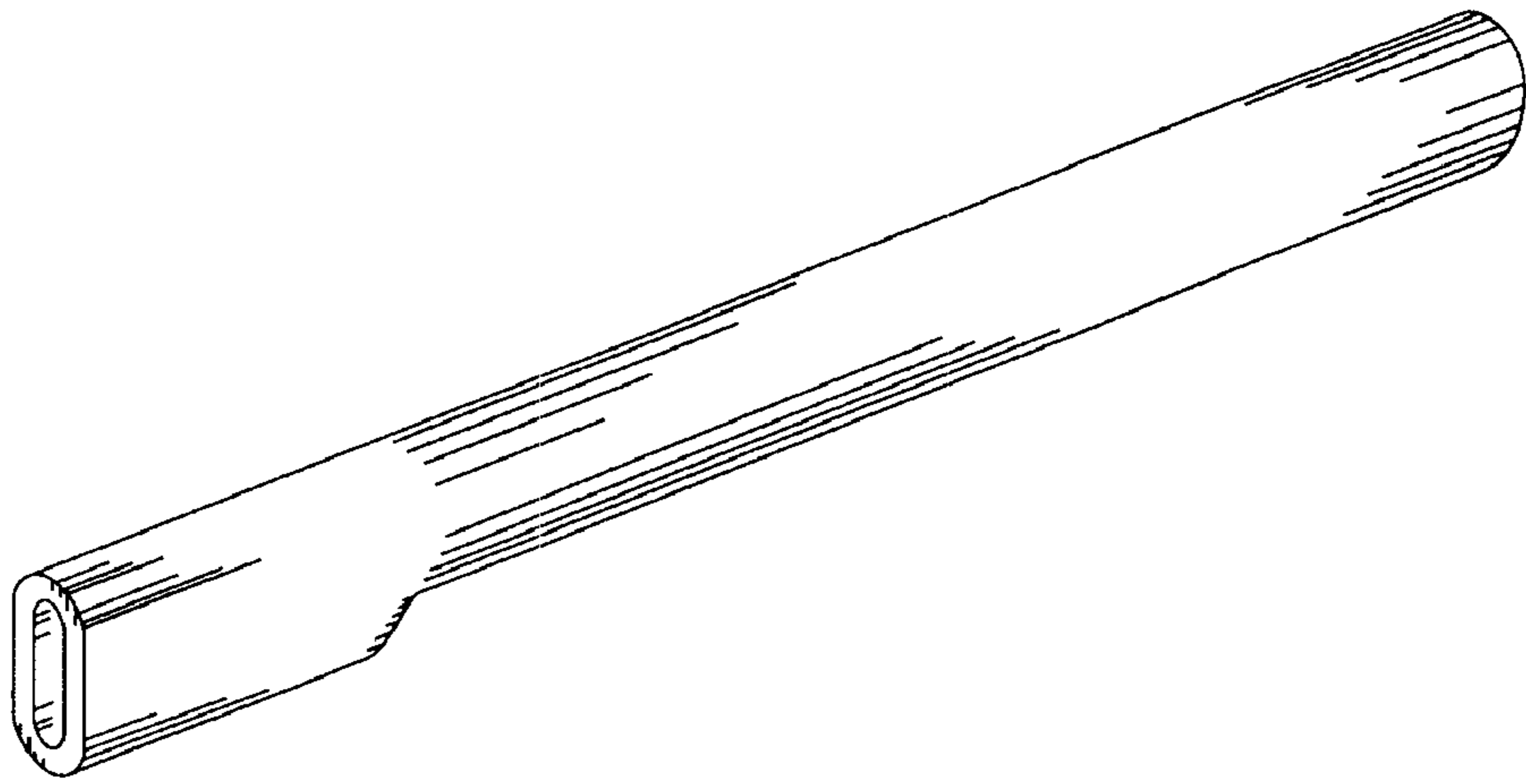


Fig. 1



Fig. 6

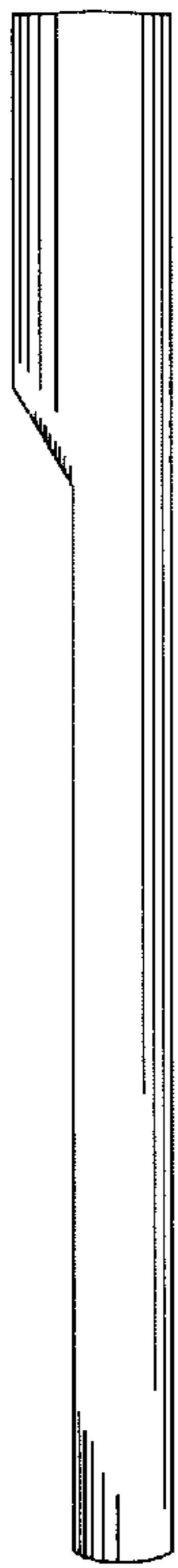


Fig. 2

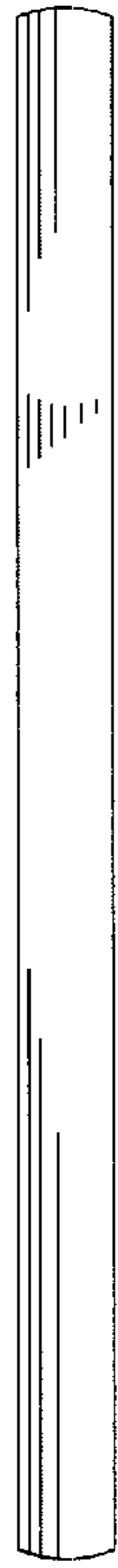


Fig. 3




Fig. 4



Fig. 5



Fig. 7

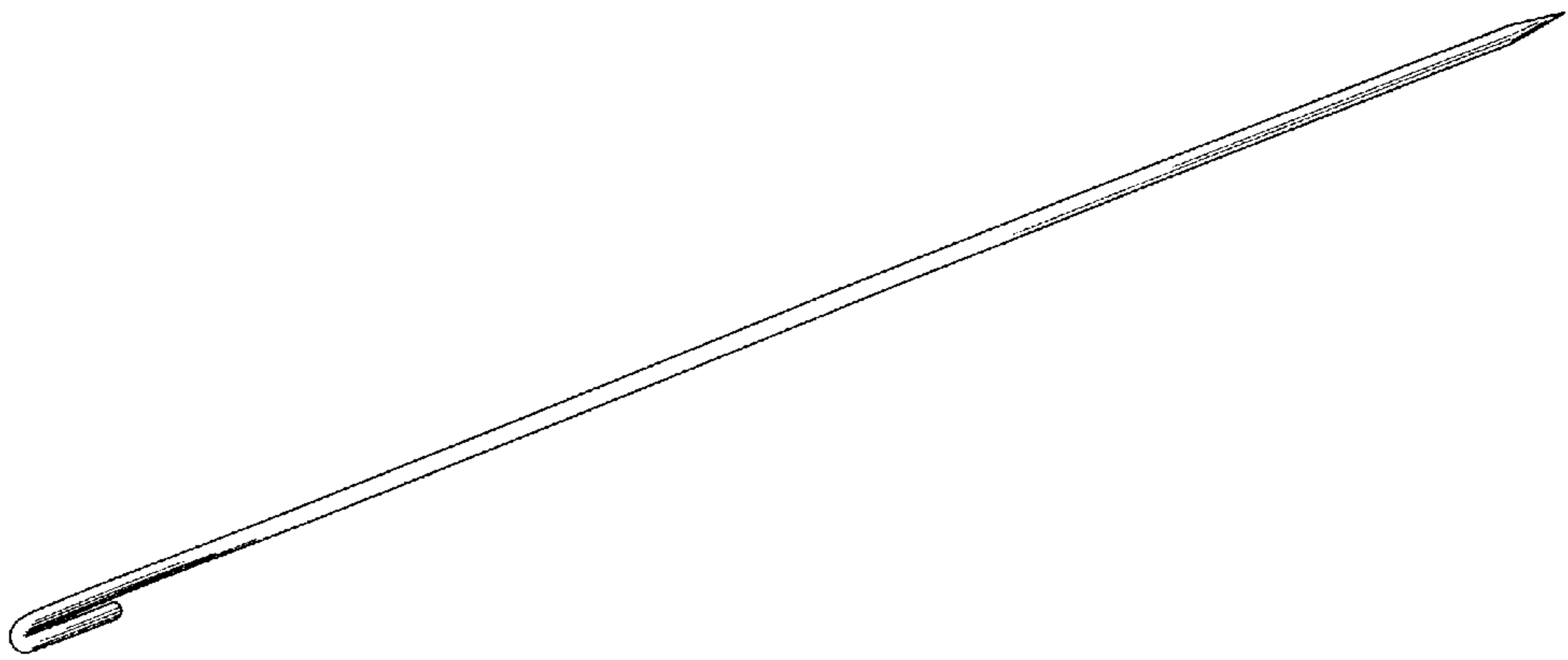


Fig. 8



Fig. 13




Fig. 9



Fig. 10

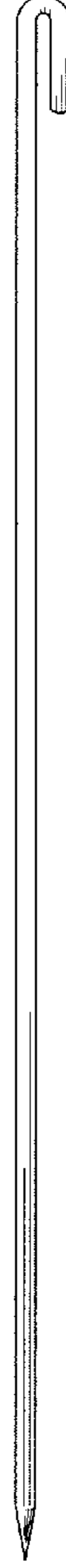


Fig. 11




Fig. 12



Fig. 14

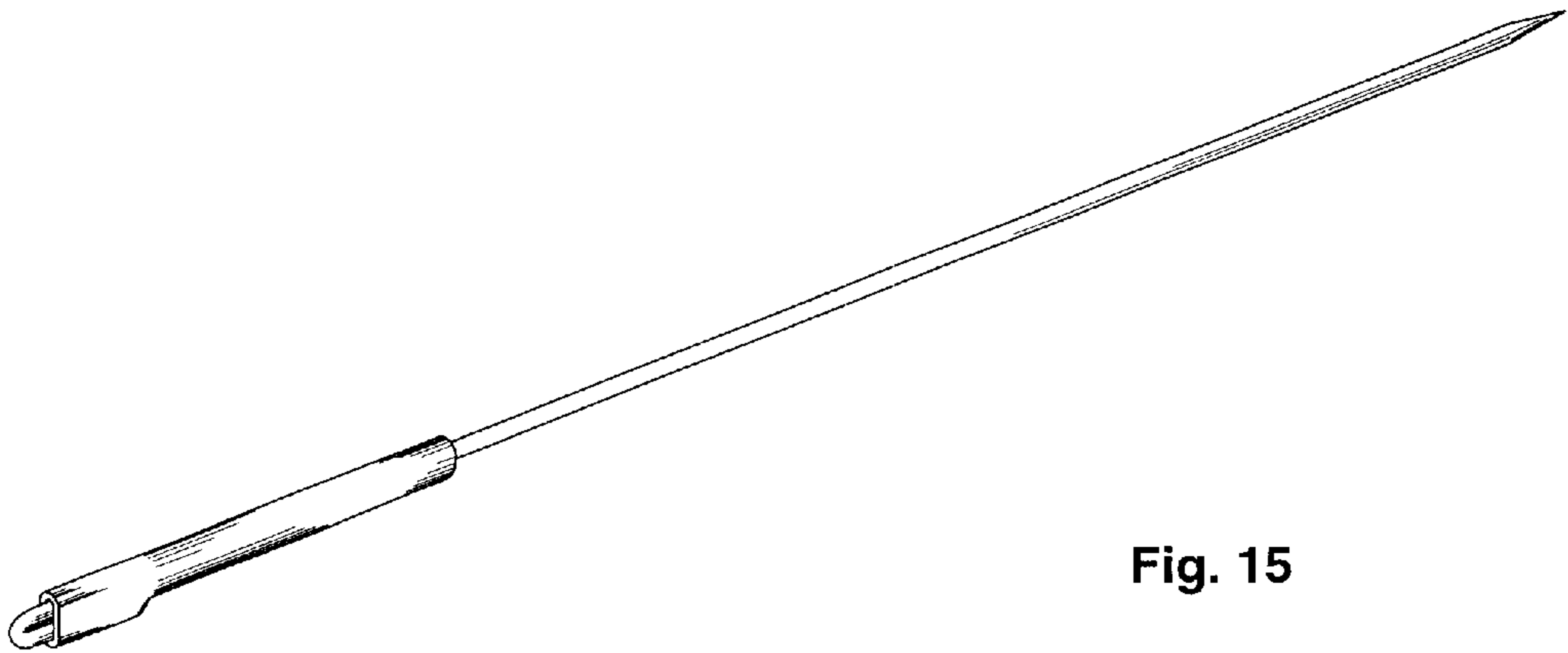


Fig. 15

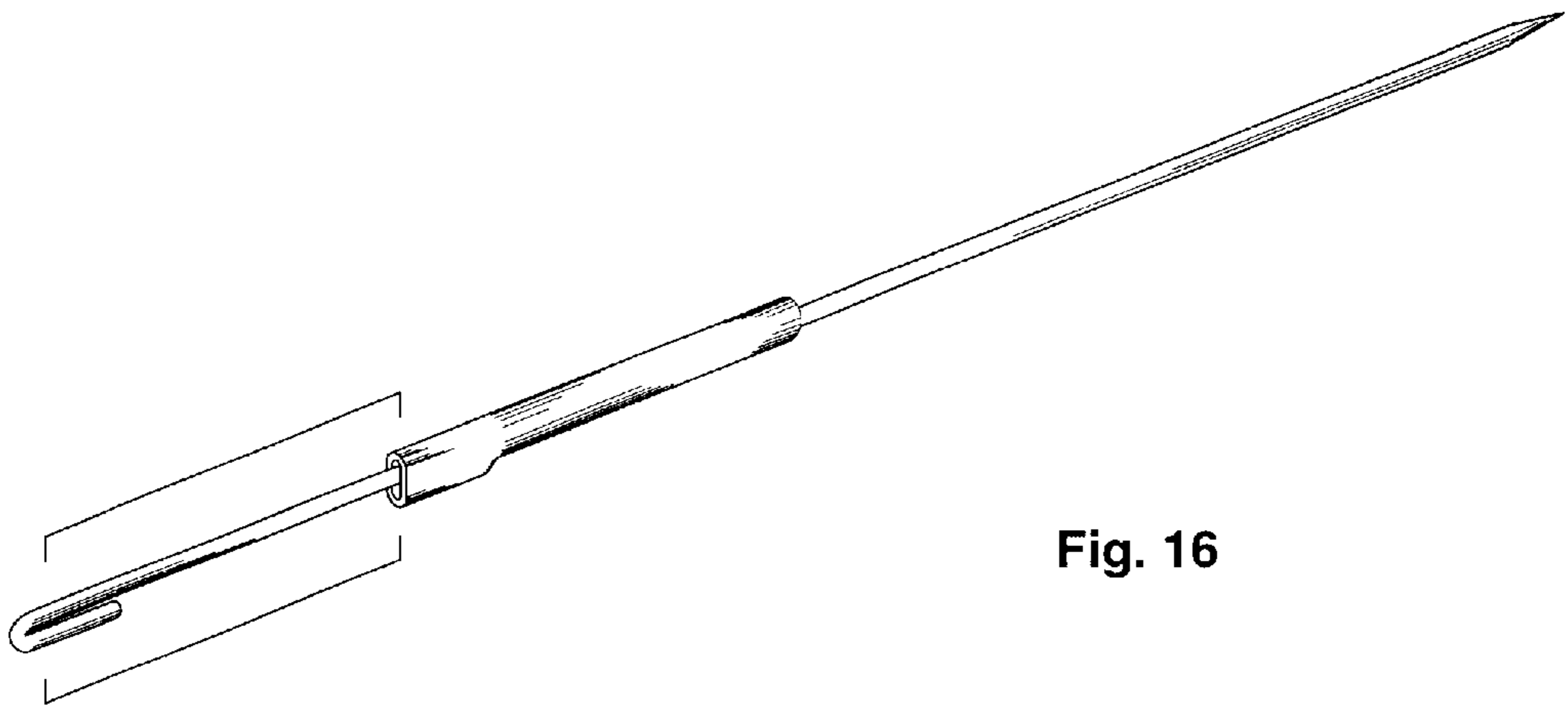


Fig. 16