



US00D459415S

(12) **United States Design Patent** (10) **Patent No.:** **US D459,415 S**  
**Mabilli** (45) **Date of Patent:** **\*\* Jun. 25, 2002**

(54) **DOLL**

(76) Inventor: **Artemas Mabilli**, 701 Rock Springs  
Dr., Apt. 202, Las Vegas, NV (US)  
89128

(\*\*) Term: **14 Years**

(21) Appl. No.: **29/126,697**

(22) Filed: **Jul. 24, 2000**

(51) **LOC (7) Cl.** ..... **21-01**

(52) **U.S. Cl.** ..... **D21/648**

(58) **Field of Search** ..... D21/645-649,  
D21/631, 658; 446/369-372, 319, 394,  
100, 268

(56) **References Cited**

**U.S. PATENT DOCUMENTS**

D161,691	S	*	1/1951	Holford	.....	D21/648
3,225,489	A	*	12/1965	Ryan	.....	446/394
4,070,790	A	*	1/1978	Strongin et al.	.....	446/394
D314,800	S	*	2/1991	Ziolkowski	.....	D21/645
5,041,050	A	*	8/1991	Ritchey et al.	.....	446/394
D326,883	S	*	6/1992	Atkins	.....	D21/648
D390,286	S	*	2/1998	Birks	.....	D21/648

\* cited by examiner

*Primary Examiner*—Lucy Lieberman

(74) *Attorney, Agent, or Firm*—Jeffrey Weiss; Harry M.  
Weiss; Weiss & Moy, P.C.

(57) **CLAIM**

The ornamental design for a doll, as shown and described.

**DESCRIPTION**

FIG. 1 is a front view of a doll showing my new design;  
FIG. 2 is a rear view of the doll shown with the hair shown  
separated from the doll;

FIG. 3 is a top view of my doll shown in FIG. 2 (with the  
hair removed to show the attachment strips).

FIG. 4 is a perspective view of another hair style to be used  
for my doll instead of the hair style shown in FIGS. 1 and  
2.

FIG. 5 is a perspective view of another alternate hairstyle to  
be used with the doll instead of the hairstyle shown in FIGS.  
1 and 2;

FIG. 6 is a perspective view of another alternate hairstyle to  
be used with the doll instead of the hairstyle shown in FIGS.  
1 and 2; and,

FIG. 7 is a view of the inside of the hair style of FIG. 5  
showing the attachment arrangement for attachment to the  
head of the doll.

The hairstyles shown in the second, third and fourth embodi-  
ments are shown without the doll for ease of illustration.

The broken lines shown in FIGS. 1 and 2 are for illustrative  
purposes only and do not form part of the claimed design.  
FIGS. 4, 5, 6 and 7 in the drawings are shown on a larger  
scale than the other views.

**1 Claim, 2 Drawing Sheets**






FIG. 1



FIG. 2

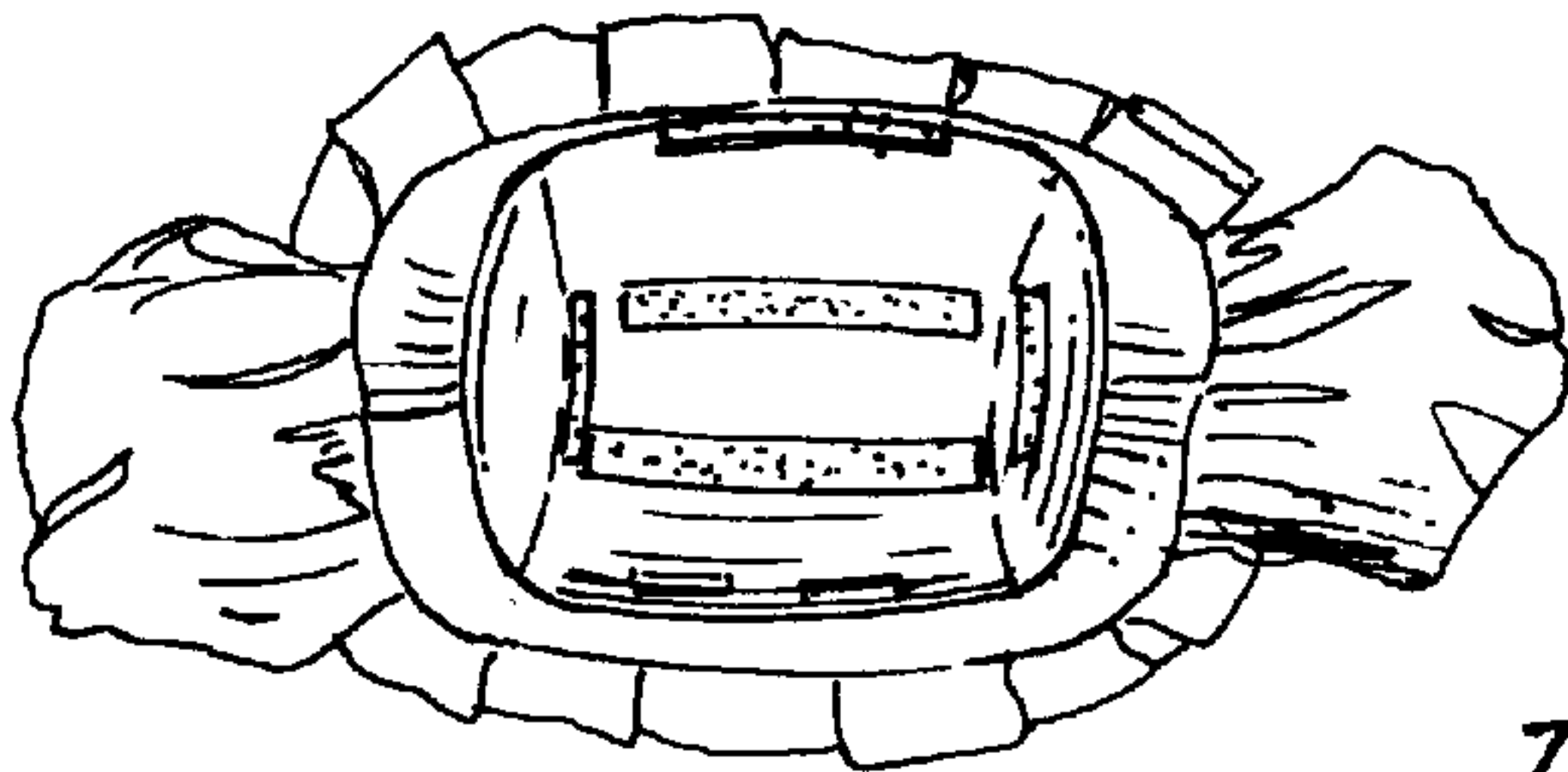


FIG. 3

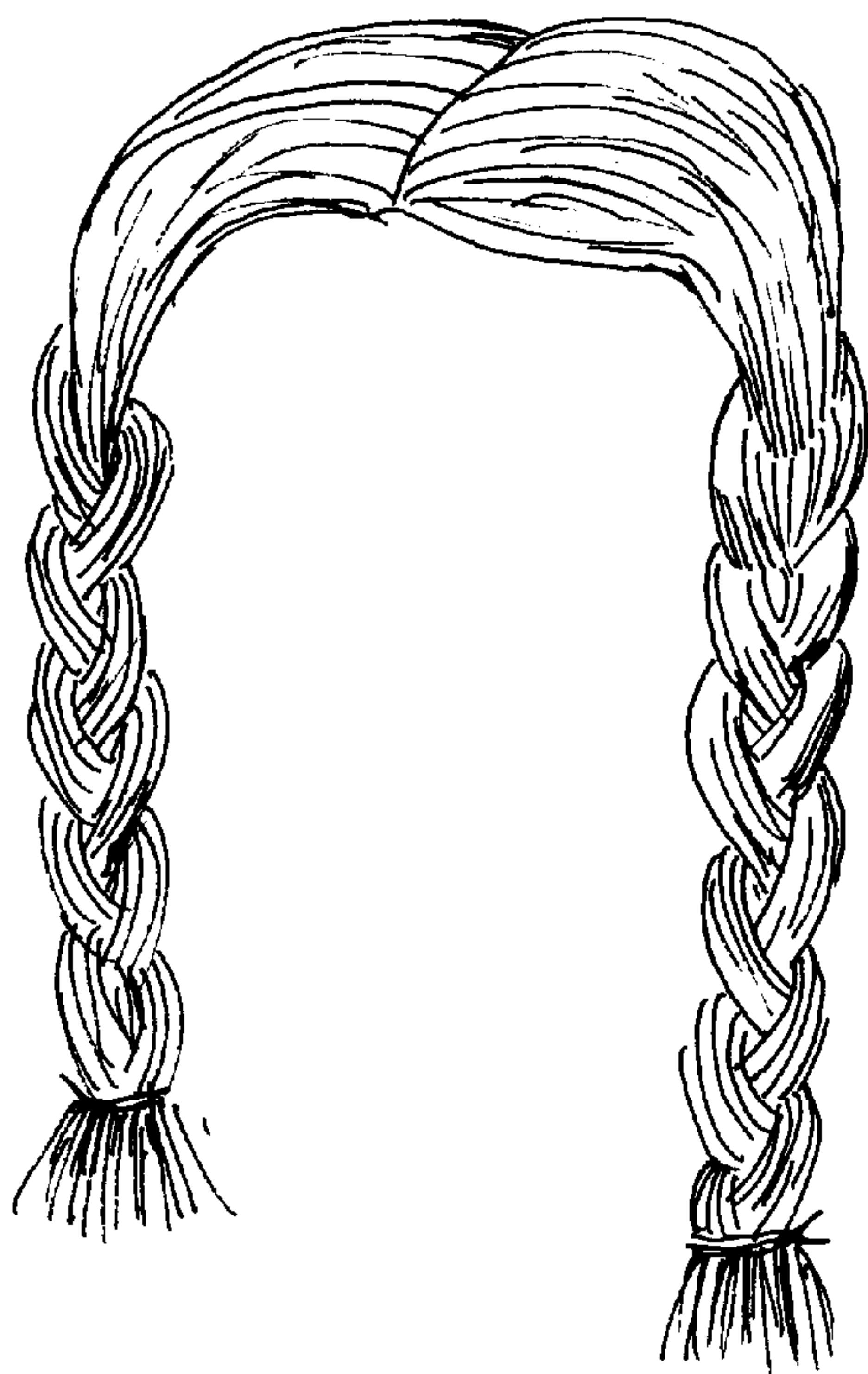


FIG. 4



FIG. 5




FIG. 6

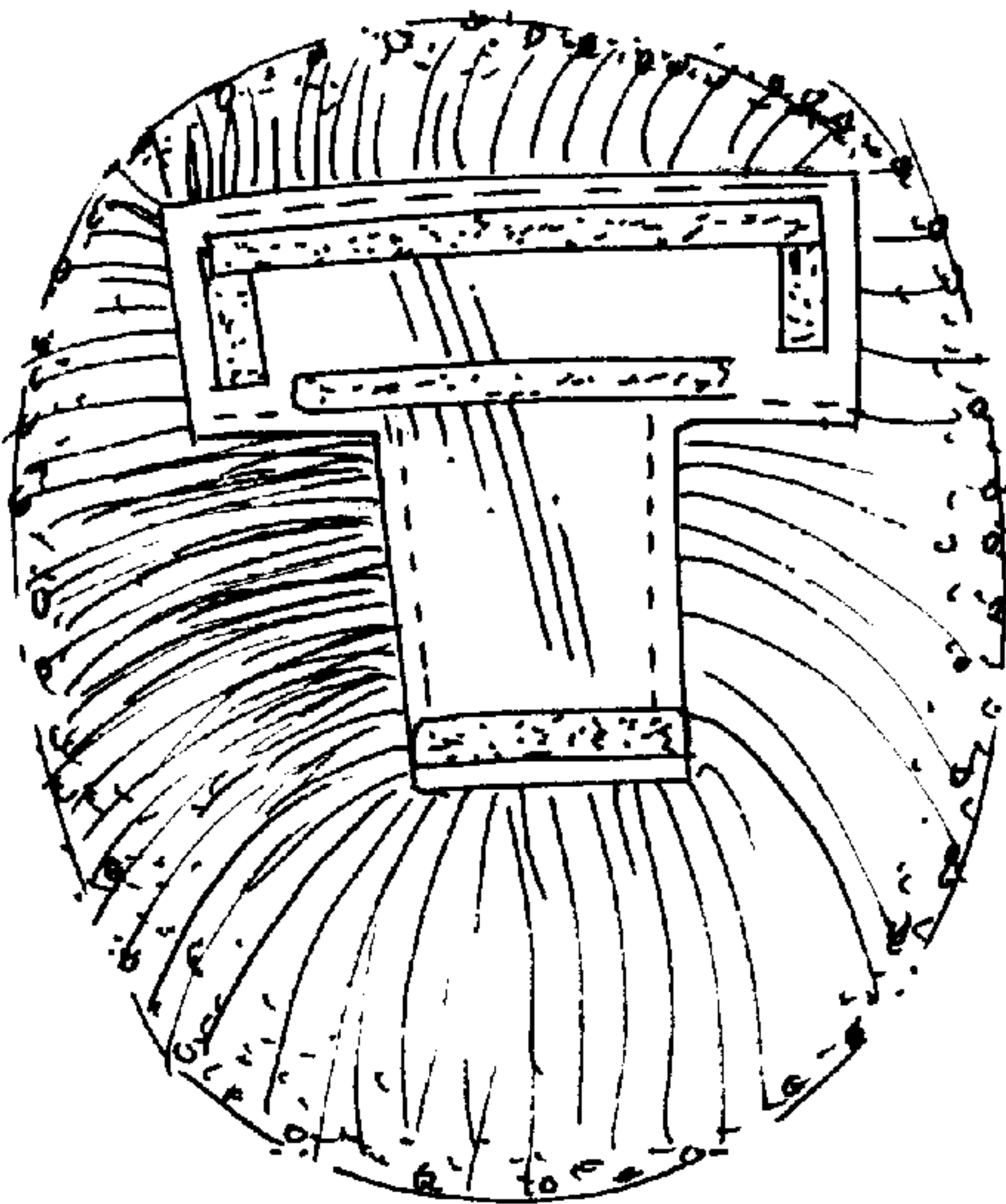


FIG. 7



UNITED STATES PATENT AND TRADEMARK OFFICE  
**CERTIFICATE OF CORRECTION**

PATENT NO. : Des 459,415 S  
DATED : June 25, 2002  
INVENTOR(S) : Artemis Mabilli

Page 1 of 1

It is certified that error appears in the above-identified patent and that said Letters Patent is hereby corrected as shown below:

Title page,  
Item [76], Inventor, change “**Artemas**” to -- **Artemis** --

Signed and Sealed this

Twenty-seventh Day of August, 2002

*Attest:*

A handwritten signature in black ink, appearing to read 'James E. Rogan', with a long horizontal stroke underneath.

*Attesting Officer*

JAMES E. ROGAN  
*Director of the United States Patent and Trademark Office*