



US00D459385S

(12) **United States Design Patent**
Kennedy et al.

(10) **Patent No.:** **US D459,385 S**

(45) **Date of Patent:** **** Jun. 25, 2002**

(54) **COMBINED CALCULATOR HOUSING WITH CAVITY AND COVER**

(75) Inventors: **Steven C. Kennedy**, Carson City;
Mark E. Paulsen, Reno, both of NV (US); **Joel S. Novak**, Sudbury, MA (US)

(73) Assignee: **Calculated Industries, Inc.**, Carson City, NV (US)

(**) Term: **14 Years**

(21) Appl. No.: **29/121,955**

(22) Filed: **Apr. 17, 2000**

(51) **LOC (7) Cl.** **18-01**

(52) **U.S. Cl.** **D18/11**

(58) **Field of Search** D14/100; D18/2, D18/6, 7, 11, 12; 200/5 A; 235/61 R; 206/320

(56) **References Cited**

U.S. PATENT DOCUMENTS

D236,488 S	*	8/1975	Fossella	D18/6
D306,176 S	*	2/1990	Yubisui et al.	D18/7
5,093,760 A	*	3/1992	Bedol	D18/7
D330,907 S	*	11/1992	Burke	D18/7

D383,773 S * 9/1997 Tamaki et al. D18/7

* cited by examiner

Primary Examiner—Doris V. Coles

Assistant Examiner—Elizabeth A. Albert

(74) *Attorney, Agent, or Firm*—Sierra Patent Group, Ltd.

(57) **CLAIM**

The ornamental design for a combined calculator housing with cavity and cover, as shown and described.

DESCRIPTION

FIG. 1 is a perspective view of the combined calculator housing with cavity and cover therefor in exploded condition showing our new design;

FIG. 2 is a perspective view of the back of the calculator housing with cavity only and a piece of folded paper in broken lines in exploded condition;

FIG. 3 is a top plan view of the calculator cover;

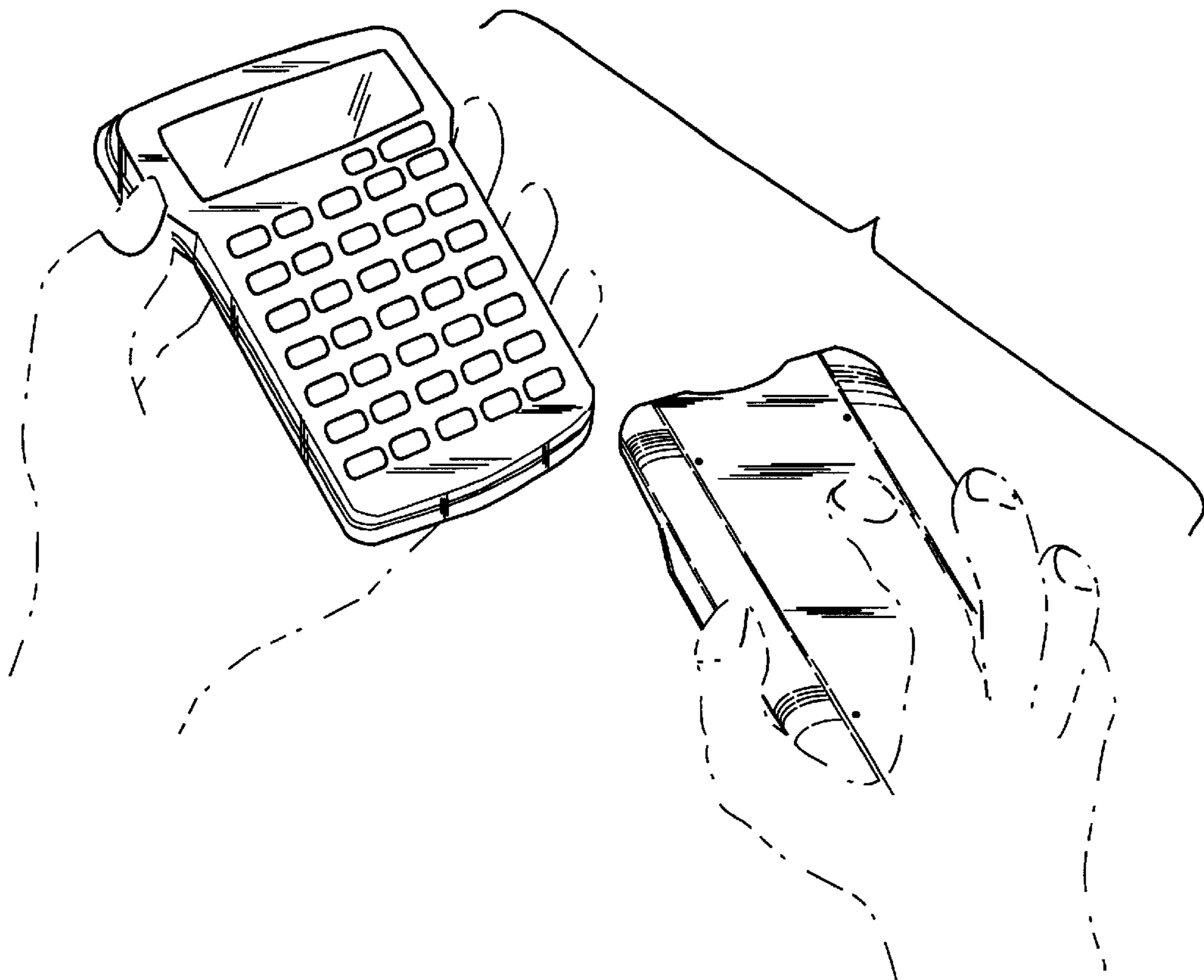
FIG. 4 is a side view of FIG. 3, it being understood that the opposite side is a mirror image thereof;

FIG. 5 is a rear view of FIG. 3; and,

FIG. 6 is a front view of the combined calculator housing with cavity and cover therefor in closed condition.

The broken line showing of hands in FIG. 1 and a piece of folded paper in FIG. 2 of the drawing are for illustrative purposes only and form no part of the claimed design.

1 Claim, 2 Drawing Sheets



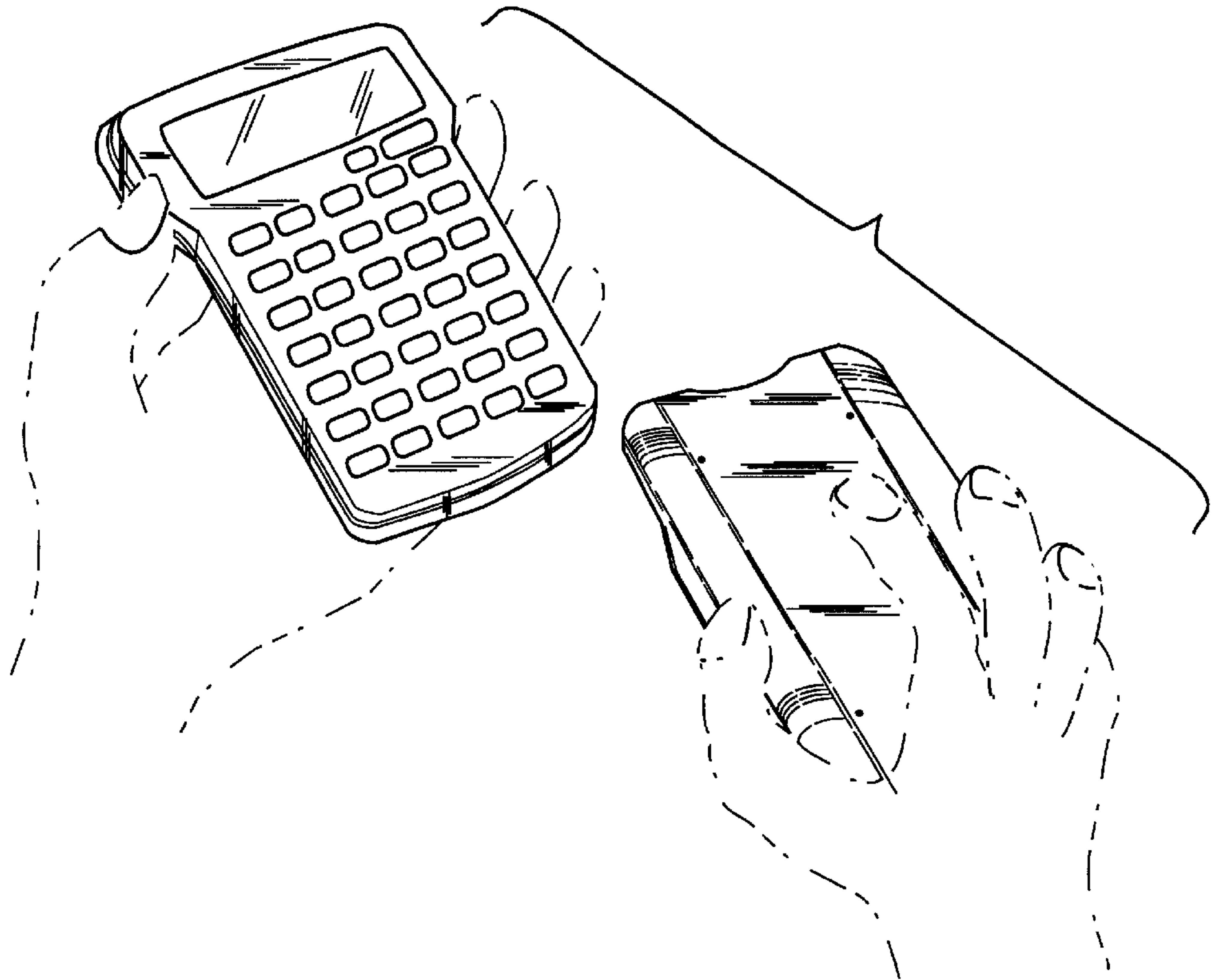


Fig. 1

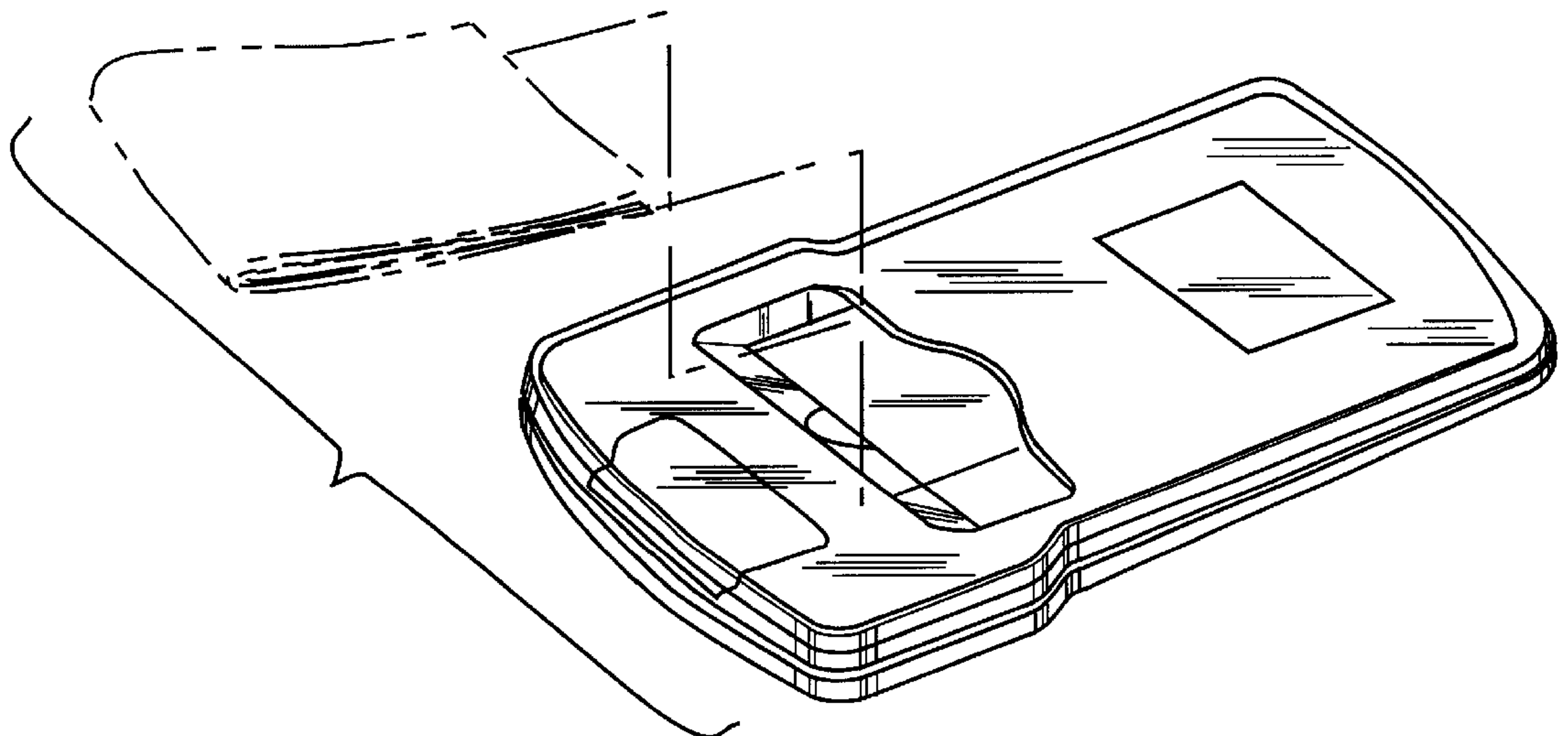


Fig. 2

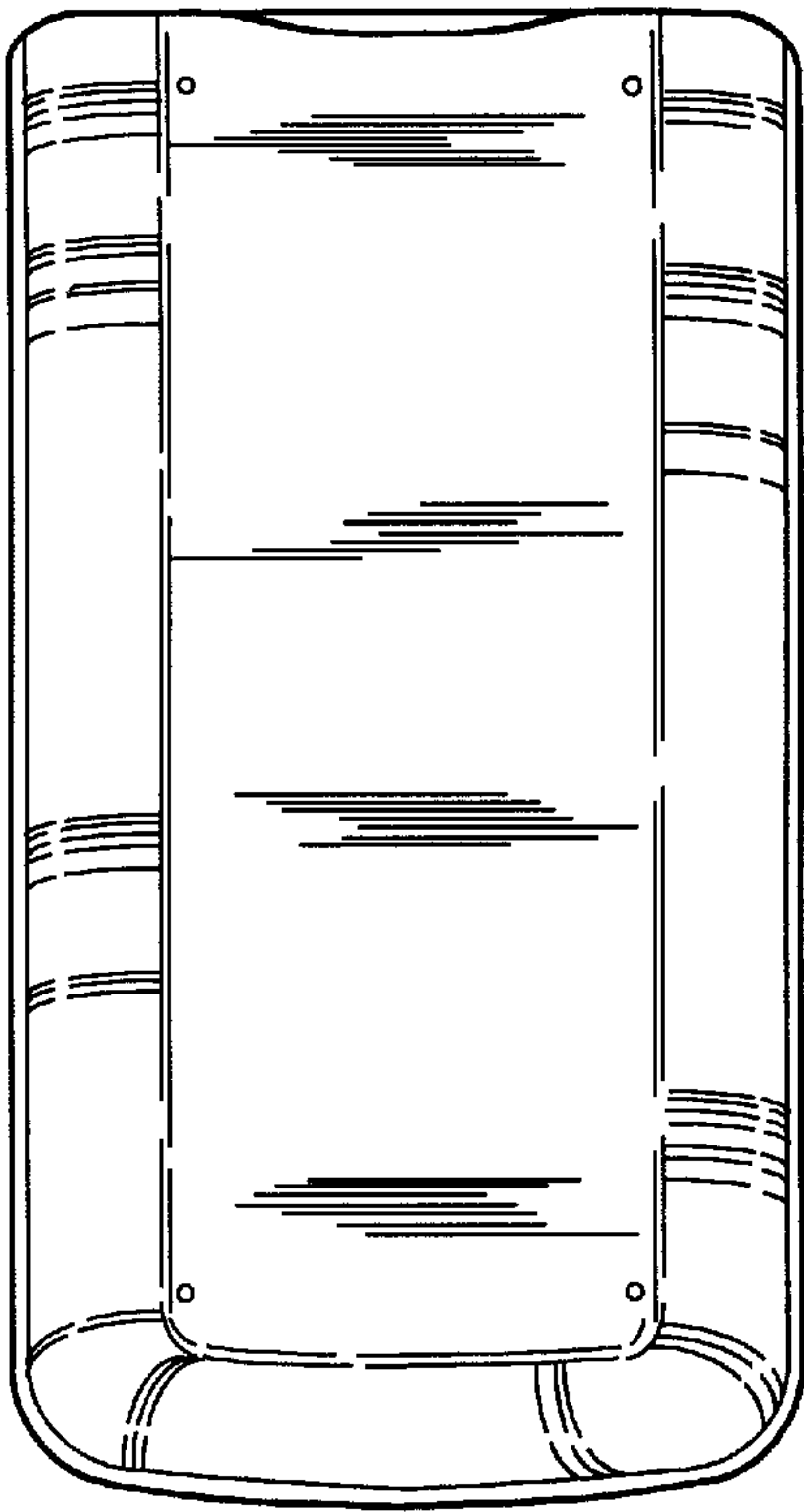


Fig.3



Fig.4




Fig.5




Fig.6