



US00D459382S

(12) **United States Design Patent**  
**Cohen**

(10) **Patent No.:** **US D459,382 S**

(45) **Date of Patent:** **\*\* Jun. 25, 2002**

(54) **MARACA**

(76) **Inventor:** **Wayne Cohen**, 44 Convent Road,  
Silom, Bangrak (TH), 10500

(\*\*) **Term:** **14 Years**

(21) **Appl. No.:** **29/147,043**

(22) **Filed:** **Aug. 21, 2001**

**Related U.S. Application Data**

(62) Division of application No. 29/127,375, filed on Aug. 3,  
2000.

(51) **LOC (7) Cl.** ..... **17-04**

(52) **U.S. Cl.** ..... **D17/22; D21/406**

(58) **Field of Search** ..... D17/22, 99; D21/405,  
D21/406, 713; 84/402-404; 446/419, 421,  
422

(56) **References Cited**

**U.S. PATENT DOCUMENTS**

2,318,460	A	*	5/1943	Brief	.....	446/419
2,484,159	A	*	10/1949	Flynn	.....	446/422
D232,957	S	*	9/1974	Kahelin	.....	D21/713
4,150,602	A	*	4/1979	Santiago, Sr.	.....	84/402

D286,940	S	*	12/1986	Saladino et al.	.....	D21/713
D430,890	S	*	9/2000	Cohen	.....	D17/22
D440,252	S	*	4/2001	Cohen	.....	D21/406
D449,332	S	*	10/2001	Cohen	.....	D17/22

**OTHER PUBLICATIONS**

Targ & Dinner Catalog, 1970 p. 304 (Mexican Maracas).\*

\* cited by examiner

*Primary Examiner*—Adir Aronovich

(74) *Attorney, Agent, or Firm*—Baker Botts LLP

(57) **CLAIM**

The ornamental design for a maraca, as shown and described.

**DESCRIPTION**

FIG. 1 is a front elevational view of a maraca showing my new design;

FIG. 2 is a top plan view thereof;

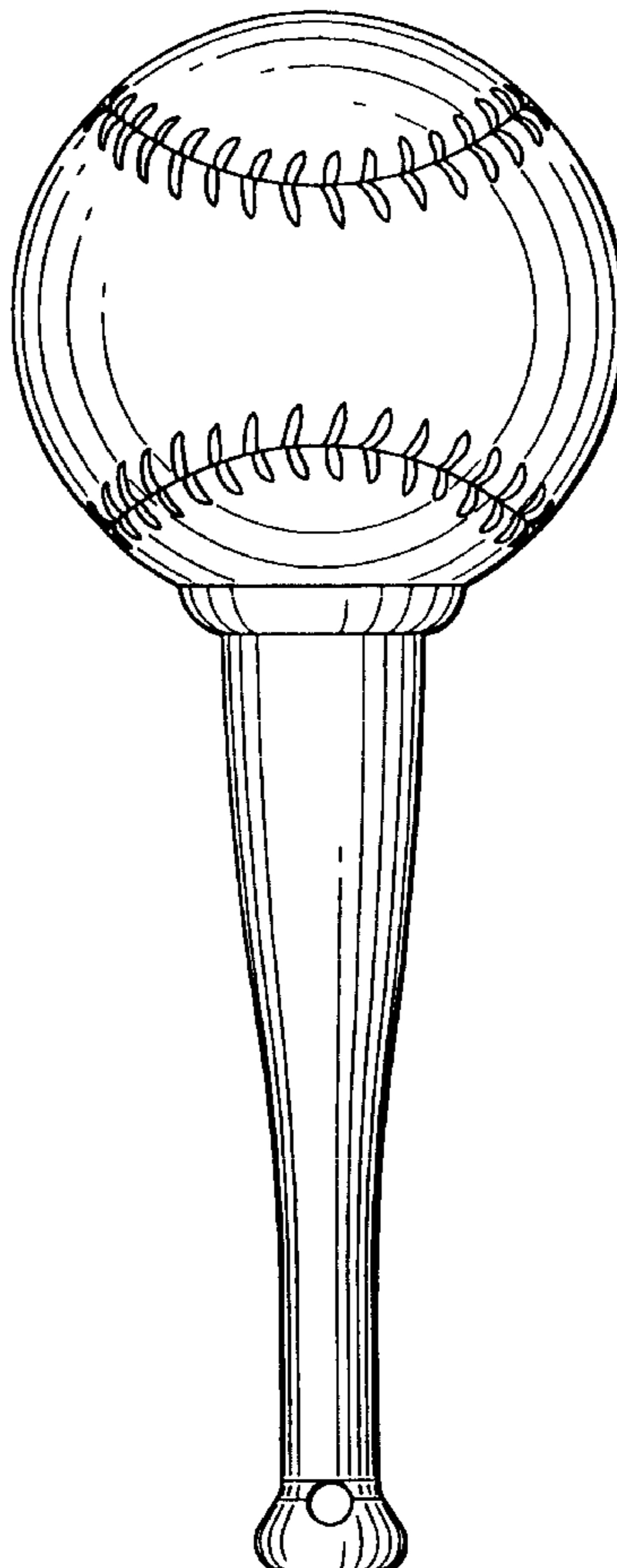
FIG. 3 is a bottom plan view thereof;

FIG. 4 is a right side elevational view thereof; and,

FIG. 5 is a rear elevational view thereof.

The undisclosed left side elevational view is a mirror image of the right side elevational view.

**1 Claim, 1 Drawing Sheet**



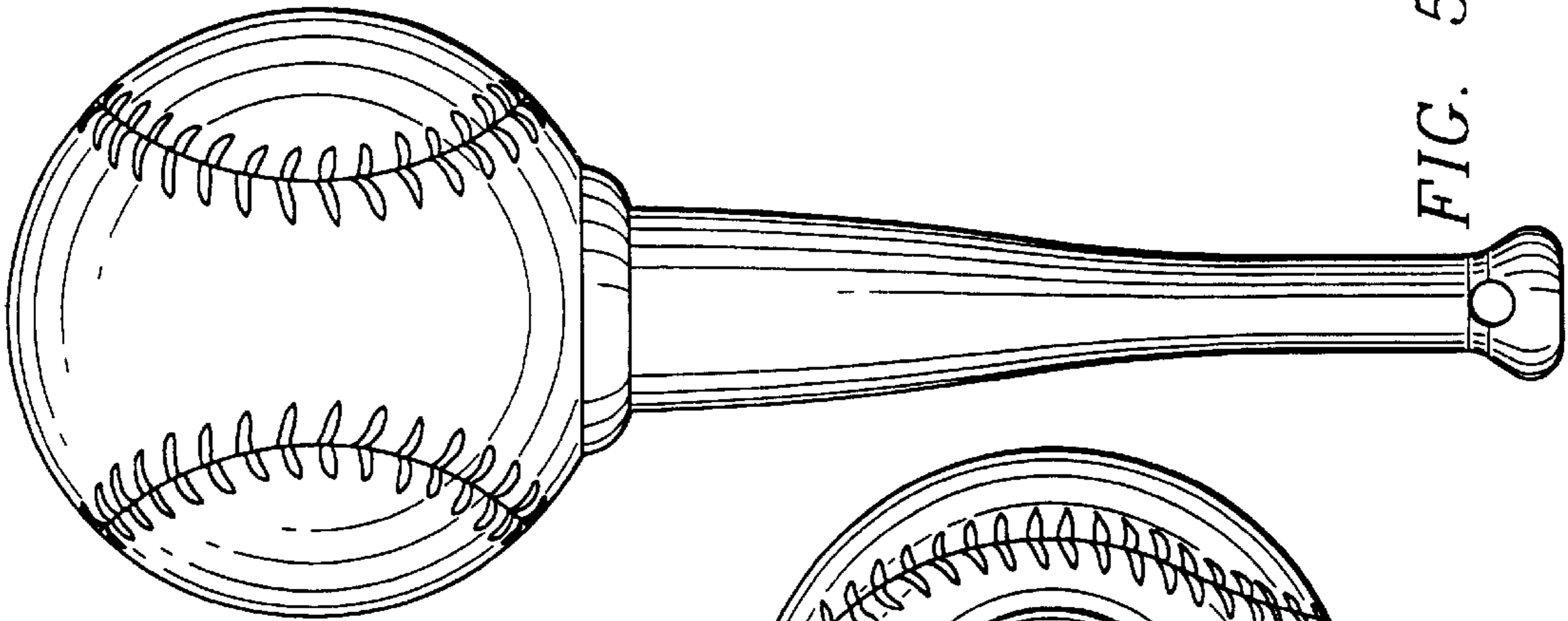


FIG. 3

FIG. 5

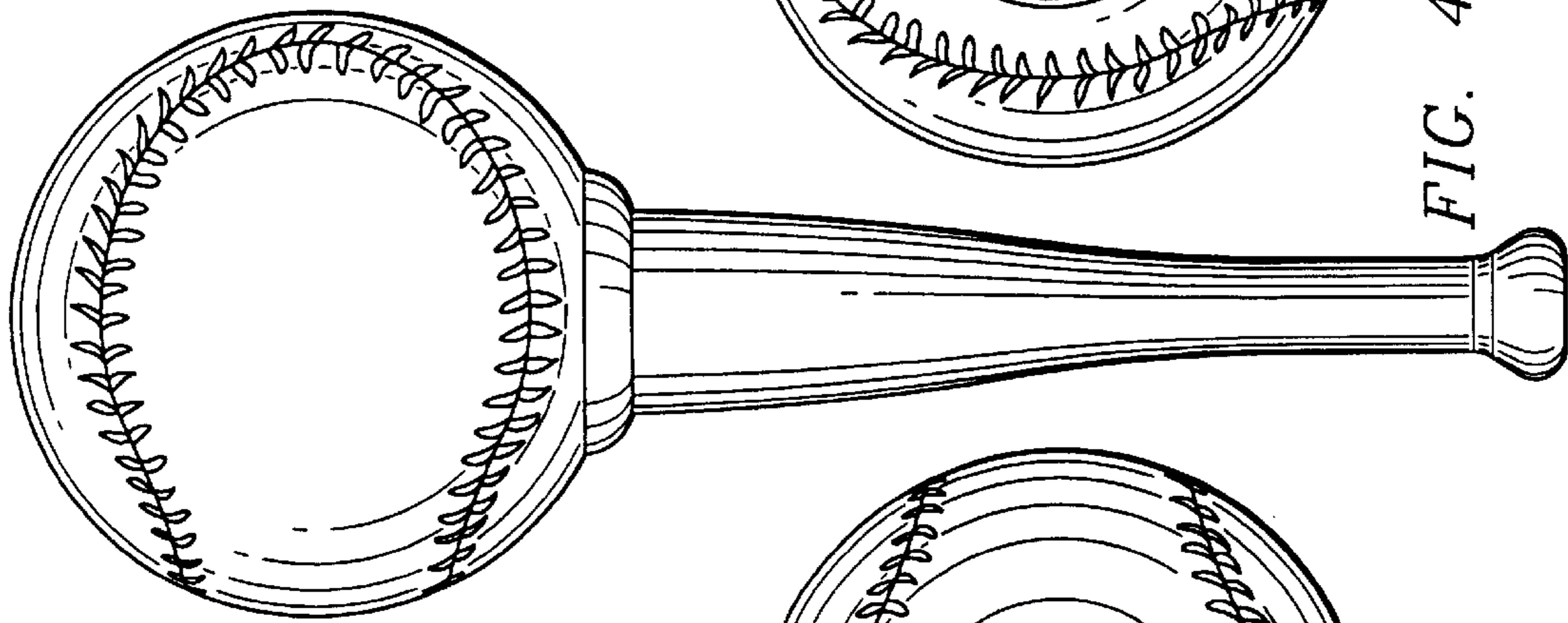


FIG. 4

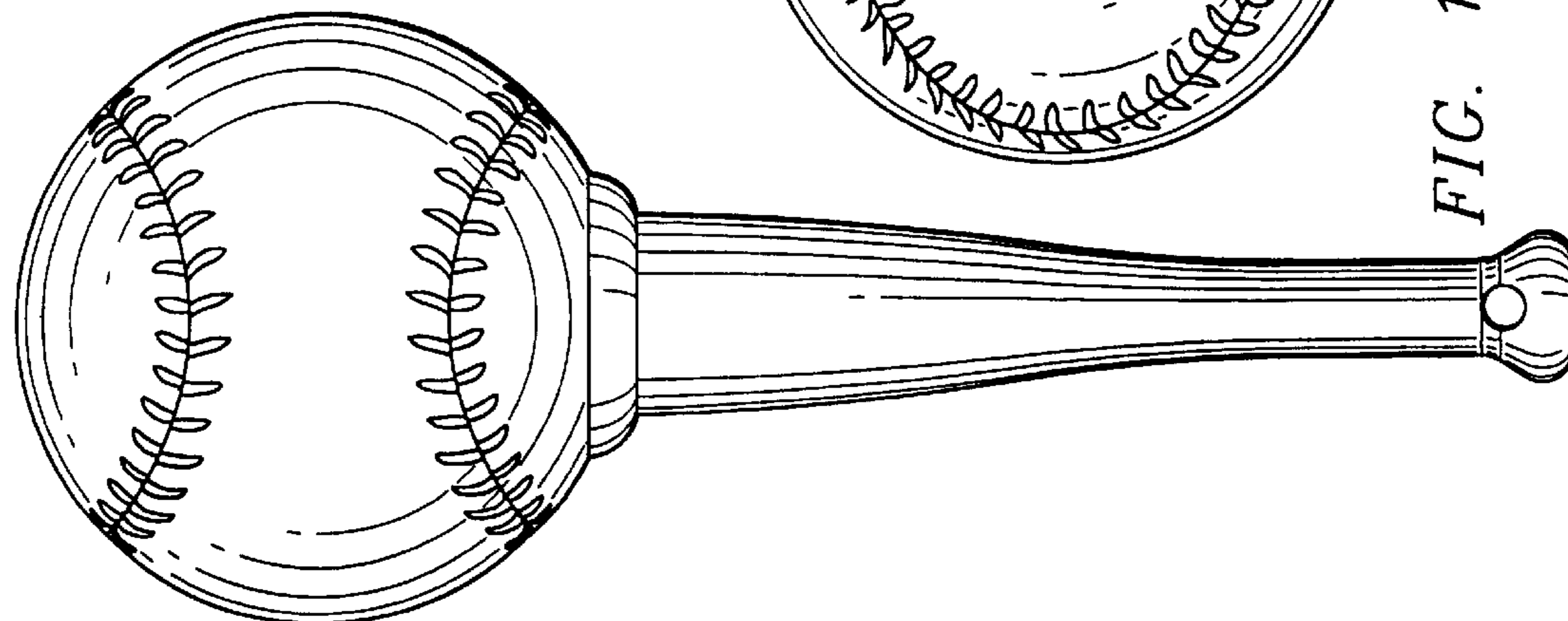


FIG. 2

FIG. 1

