



US00D459358S

(12) **United States Design Patent**
Helgenberg et al.

(10) **Patent No.:** **US D459,358 S**

(45) **Date of Patent:** **** Jun. 25, 2002**

(54) **FRONT PANEL FOR A COMPUTER SYSTEM ENCLOSURE**

D433,418 S * 11/2000 Newman et al. D14/444
D435,559 S * 12/2000 Tanaka D14/444

(75) Inventors: **John A. Helgenberg**, Paoli; **Peter P. Klein**, Phoenixville; **Philip V. Plano**, Roslyn; **Bruce M. Bartling**, Malvern, all of PA (US); **Richard E. Carell**, deceased, late of Canton, MI (US), by Lorraine Carell, legal representative

* cited by examiner

Primary Examiner—Freda Nunn

(74) *Attorney, Agent, or Firm*—Lise A. Rode; Mark T. Starr

(73) Assignee: **Unisys Corporation**, Blue Bell, PA (US)

(57) **CLAIM**

The ornamental design for a “front panel for a computer system enclosure”, substantially as shown and described.

(**) Term: **14 Years**

DESCRIPTION

(21) Appl. No.: **29/144,258**

FIG. 1 is a perspective view of a front panel for a computer system enclosure showing our new design;

(22) Filed: **Jun. 28, 2001**

FIG. 2 is a front elevational view thereof;

(51) **LOC (7) Cl.** **14-02**

FIG. 3 is a first side elevational view thereof;

(52) **U.S. Cl.** **D14/444**

FIG. 4 is an opposite side elevational view thereof;

(58) **Field of Search** D14/441–446,
D14/257, 258; D13/162, 184, 199; 312/223.2;
361/680–686

FIG. 5 is a top plan view thereof; and,

FIG. 6 is a bottom plan view thereof.

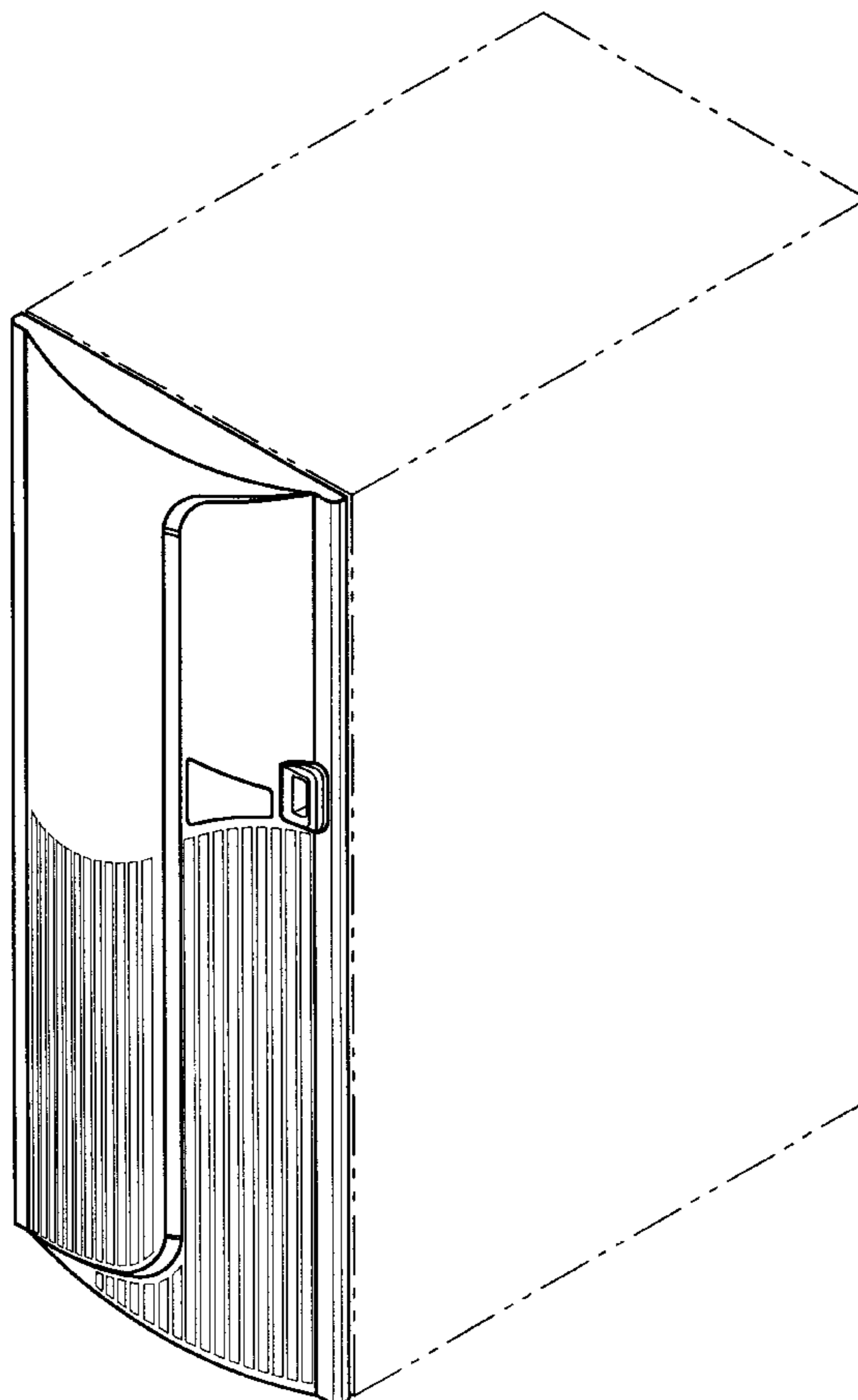
The broken lines are shown in the views for illustrative purposes only and form no part of the claimed design.

(56) **References Cited**

U.S. PATENT DOCUMENTS

D289,875 S * 5/1987 Satherley D14/444

1 Claim, 6 Drawing Sheets



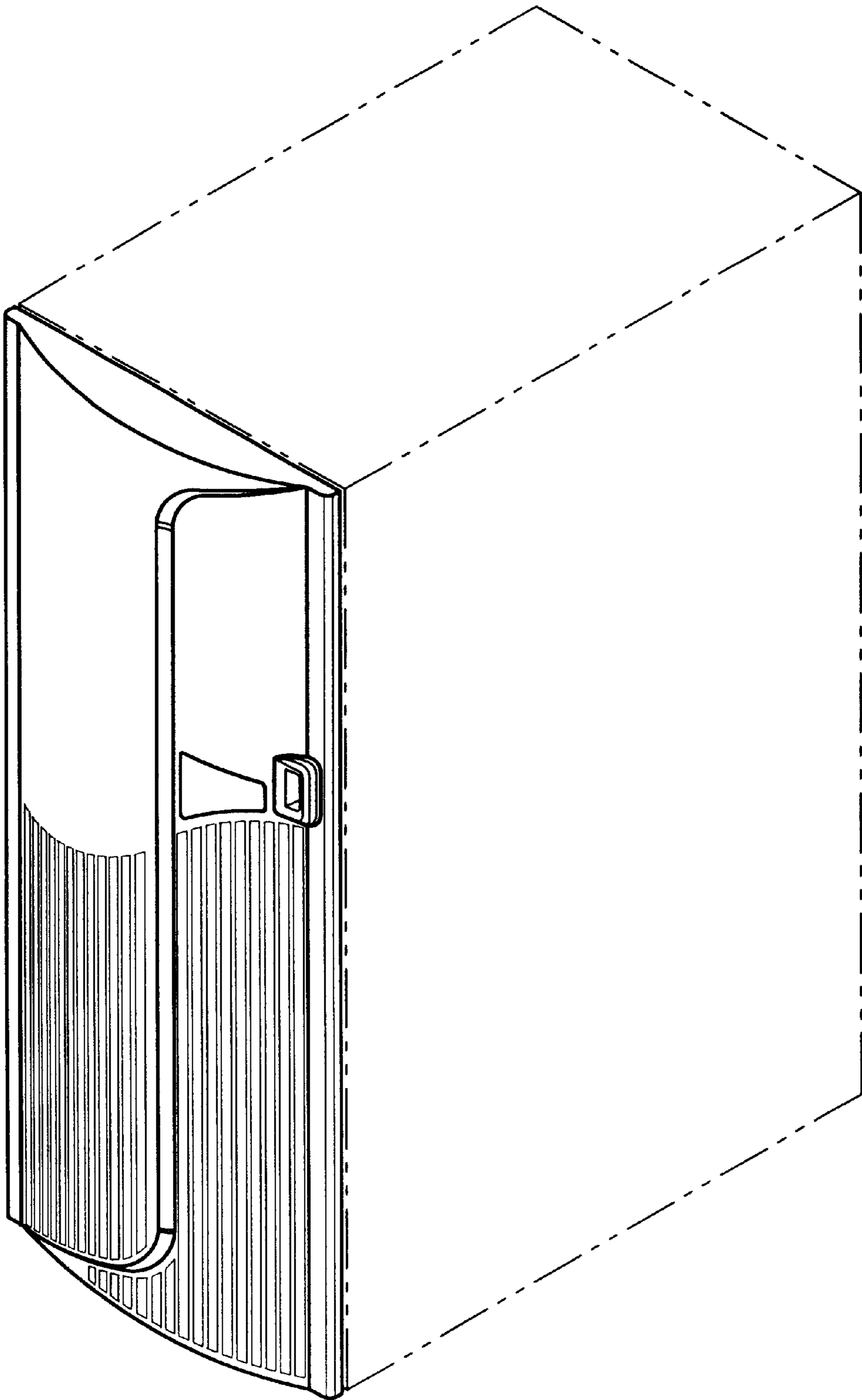


Figure 1

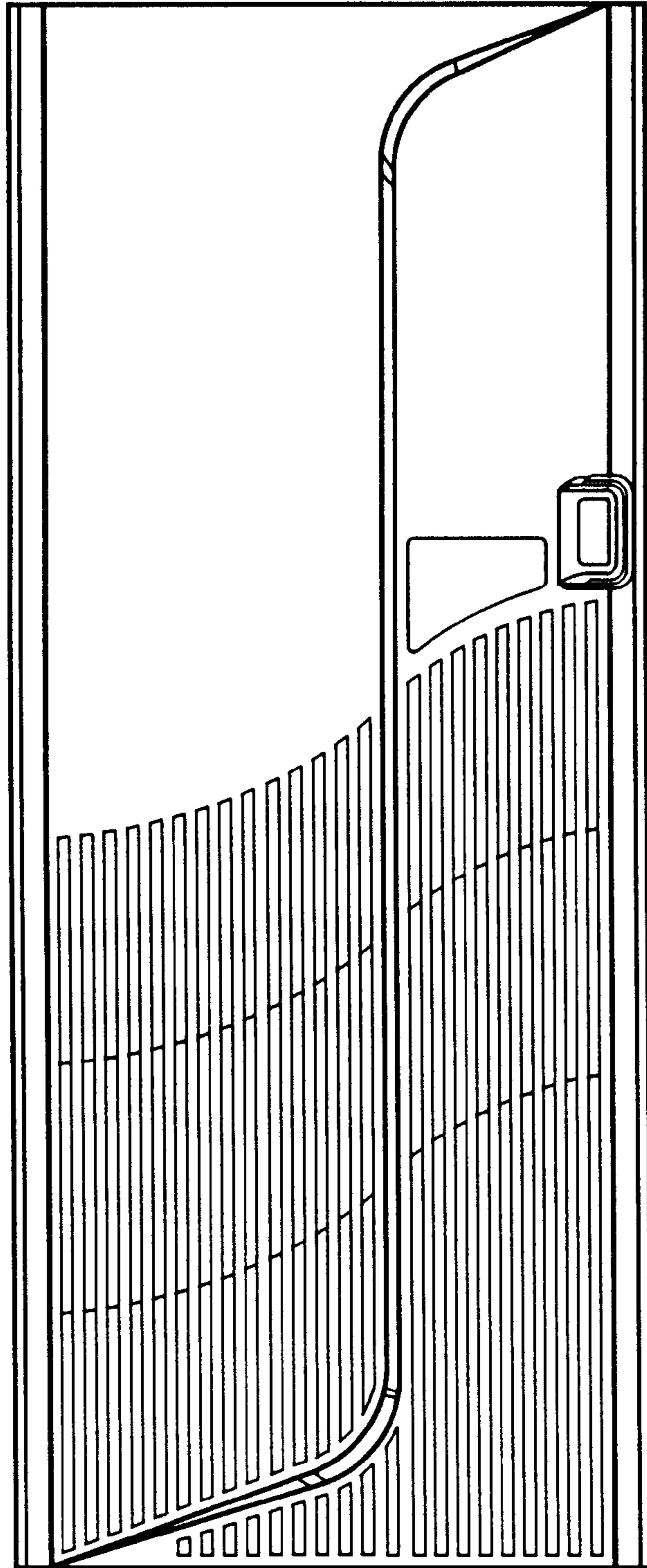


Figure 2




Figure 3




Figure 4




Figure 5




Figure 6