



US00D459351S

(12) **United States Design Patent**
Goto

(10) **Patent No.:** **US D459,351 S**

(45) **Date of Patent:** **** Jun. 25, 2002**

(54) **DISPLAY FOR AN ARITHMETIC AND CONTROL UNIT**

(75) **Inventor:** **Teiyu Goto, Tokyo (JP)**

(73) **Assignee:** **Sony Computer Entertainment Inc., Tokyo (JP)**

(**) **Term:** **14 Years**

(21) **Appl. No.:** **29/146,037**

(22) **Filed:** **Aug. 3, 2001**

(30) **Foreign Application Priority Data**

May 14, 2001 (JP) 2001-013707

(51) **LOC (7) Cl.** **14-02**

(52) **U.S. Cl.** **D14/371**

(58) **Field of Search** D14/336, 337, D14/371, 135, 125-129, 136, 156; D21/324, 332, 333; 341/12; 345/104, 133, 156, 168, 173, 87; 348/180, 184, 325, 739; 349/1, 2, 11, 62

(56) **References Cited**

U.S. PATENT DOCUMENTS

D224,233 S * 7/1972 Fujita D14/371

D331,747 S * 12/1992 Takahashi D14/336
D364,648 S * 11/1995 Osterhout D21/324
D367,895 S * 3/1996 Goto D21/332
D398,659 S * 9/1998 Yokoi D21/333
D408,395 S * 4/1999 Sakamoto et al. D14/136
D408,408 S * 4/1999 Ito et al. D14/156

* cited by examiner

Primary Examiner—Freda Nunn

(74) *Attorney, Agent, or Firm*—Rader, Fishman & Grauer, PLLC

(57) **CLAIM**

The ornamental design for a display for an arithmetic and control unit, as shown and described.

DESCRIPTION

FIG. 1 is a front view of a display for an arithmetic and control unit showing my design;
FIG. 2 is a rear elevational view thereof;
FIG. 3 is a left side elevational view thereof;
FIG. 4 is a right side elevational view thereof;
FIG. 5 is a top plan view thereof; and,
FIG. 6 is a bottom plan view thereof.

1 Claim, 2 Drawing Sheets

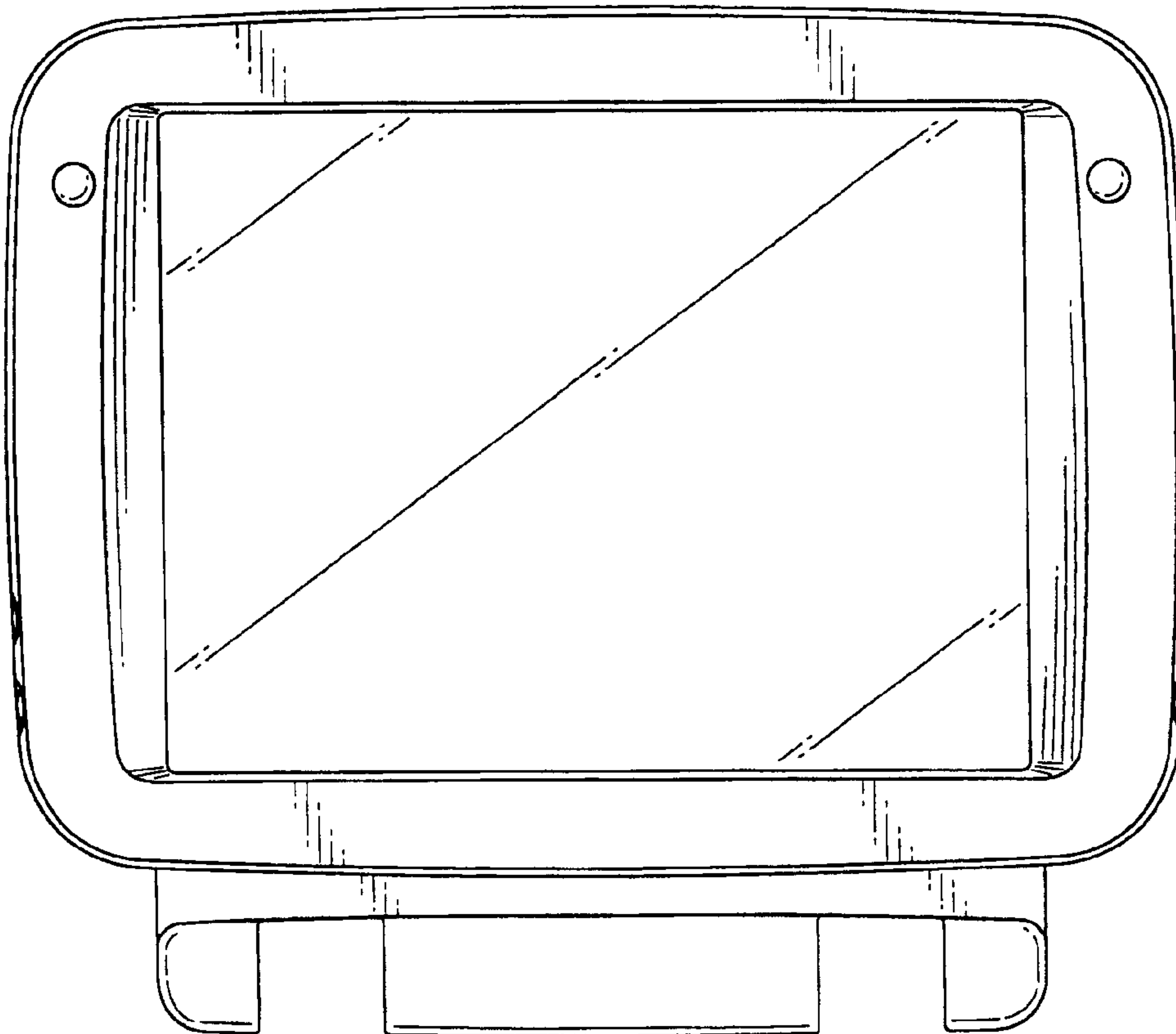


FIG. 1




FIG. 2




FIG. 3

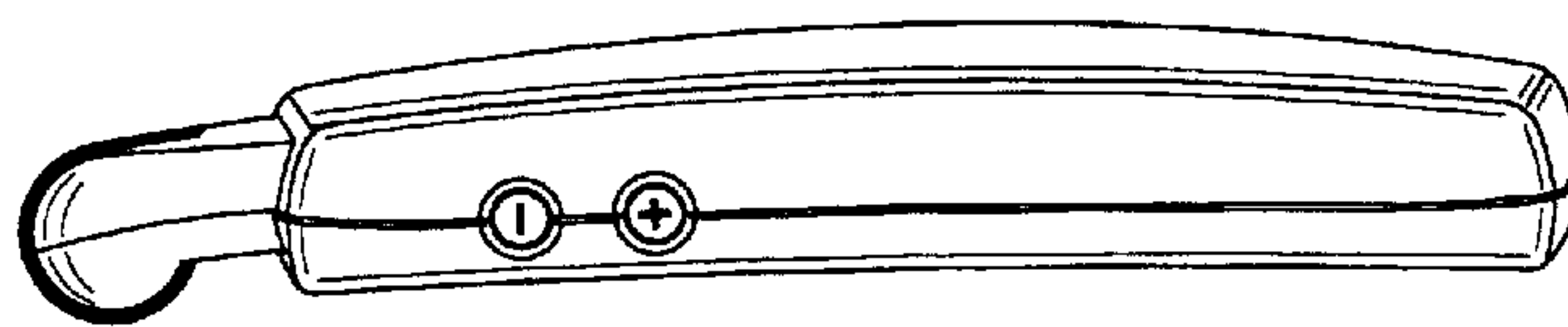


FIG. 4

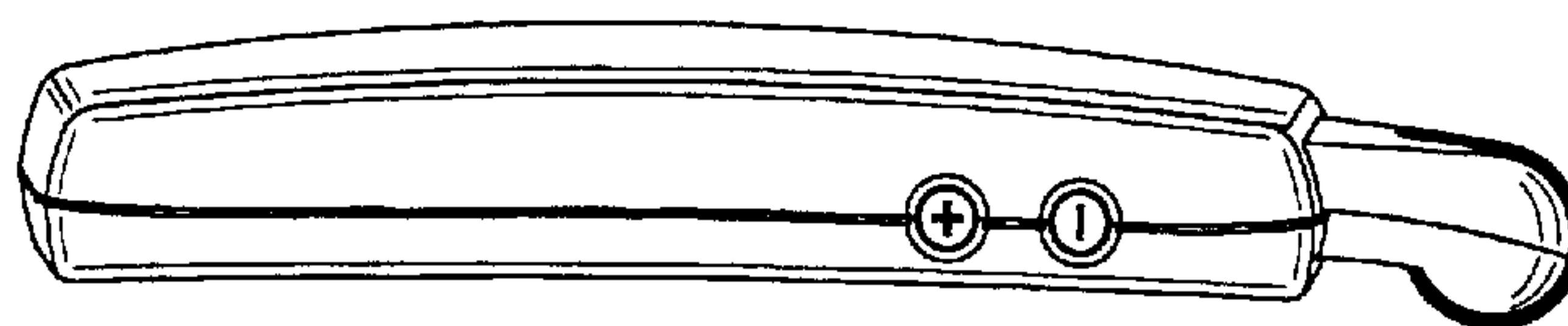


FIG. 5

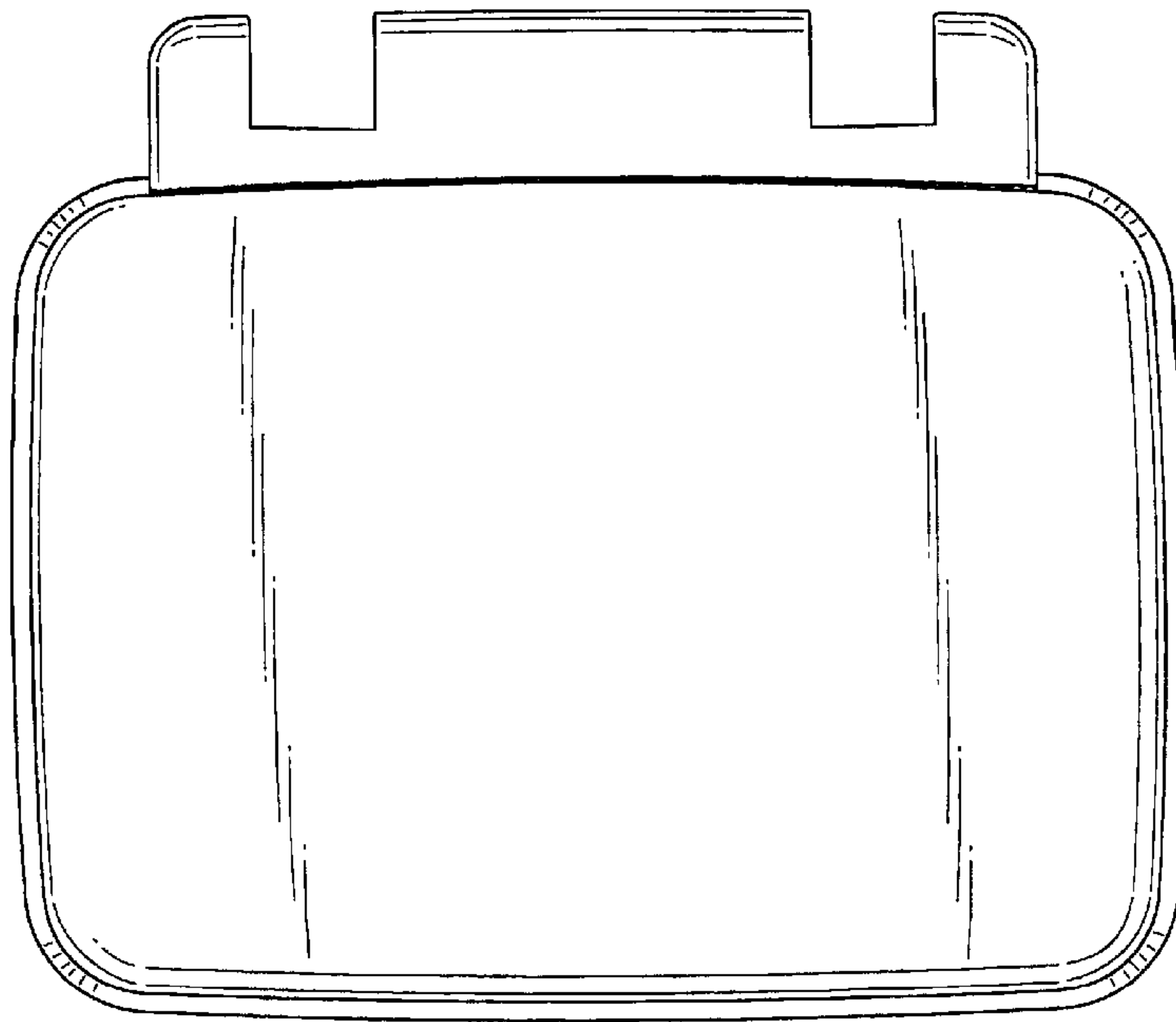


FIG. 6

