



US00D459336S

(12) **United States Design Patent**
Ito et al.

(10) **Patent No.:** **US D459,336 S**
(45) **Date of Patent:** **** Jun. 25, 2002**

(54) **COMBINED RADIO RECEIVER AND DIGITAL AUDIO DISC PLAYER**

(75) Inventors: **Masafumi Ito; Keiji Tsunoda**, both of Musashino (JP)

(73) Assignee: **Teac Corporation**, Tokyo (JP)

(**) Term: **14 Years**

(21) Appl. No.: **29/139,814**

(22) Filed: **Apr. 5, 2001**

(51) **LOC (7) Cl.** **14-01**

(52) **U.S. Cl.** **D14/168; D14/194**

(58) **Field of Search** D14/135-136, D14/156-157, 160-165, 167-168, 188, 193-198; 369/75.1, 75.2, 77.1, 77.2; 455/344, 347-351

(56) **References Cited**

U.S. PATENT DOCUMENTS

D117,846 S * 11/1939 Boyle D14/198
D159,435 S * 7/1950 Oaunter D14/196

2,523,103 A * 9/1950 Emde et al. D14/195
D391,961 S * 3/1998 Hanig D14/194
D400,532 S * 11/1998 Hattori D14/168
D408,413 S * 4/1999 Rijkheer D14/196

* cited by examiner

Primary Examiner—Nanda Bondade

(74) *Attorney, Agent, or Firm*—Ladas & Parry

(57) **CLAIM**

The ornamental design for a combined radio receiver and digital audio disc player, as shown and described.

DESCRIPTION

FIG. 1 is a front view of a combined radio receiver and digital audio disc player showing our new design; FIG. 2 is a top view thereof; FIG. 3 is a bottom view thereof; FIG. 4 is a left side view thereof, the right side view being a mirror image of the left side; FIG. 5 is a rear view thereof; and, FIG. 6 is a perspective view thereof.

1 Claim, 2 Drawing Sheets

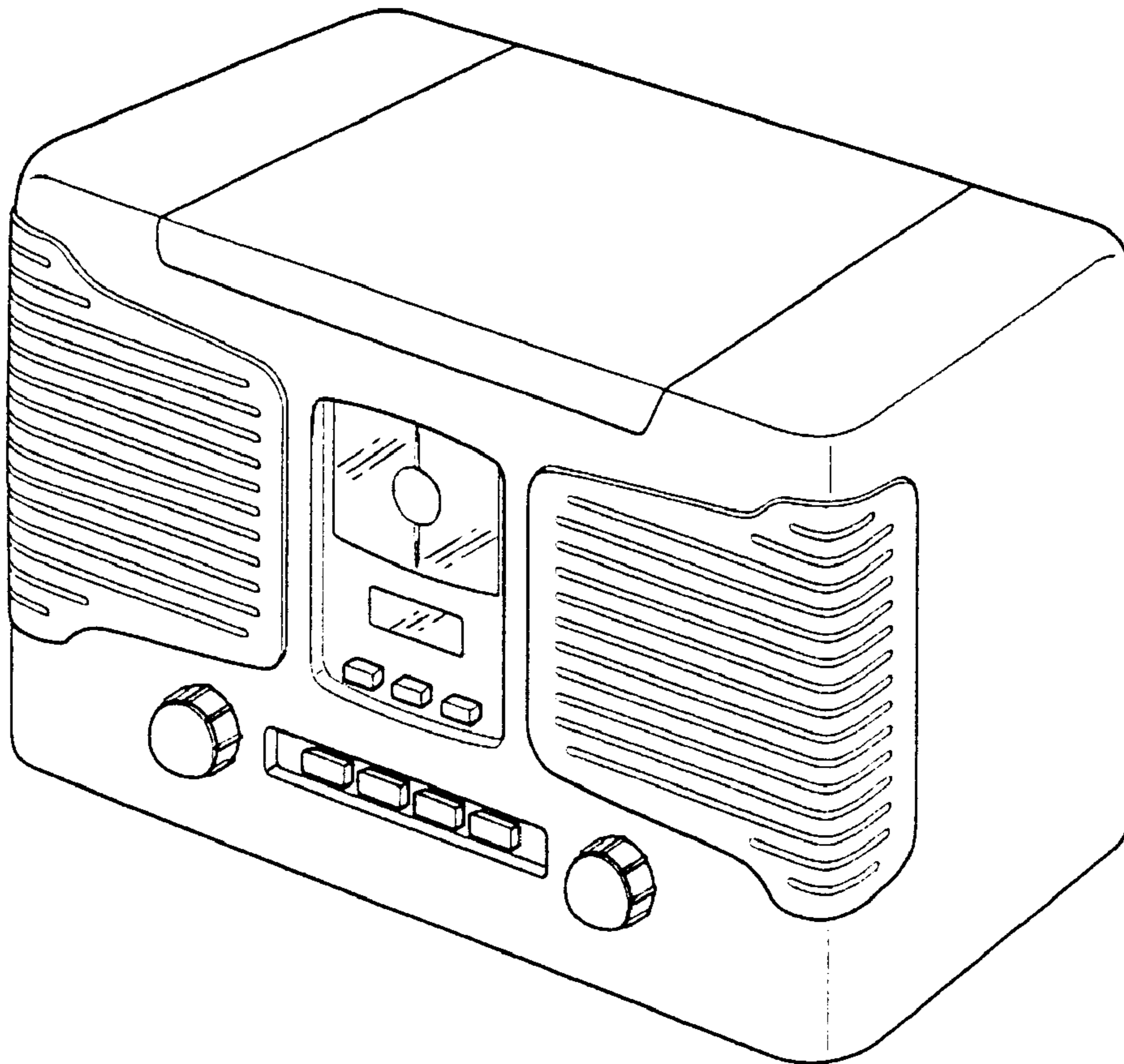


FIG. 1




FIG. 2




FIG. 3

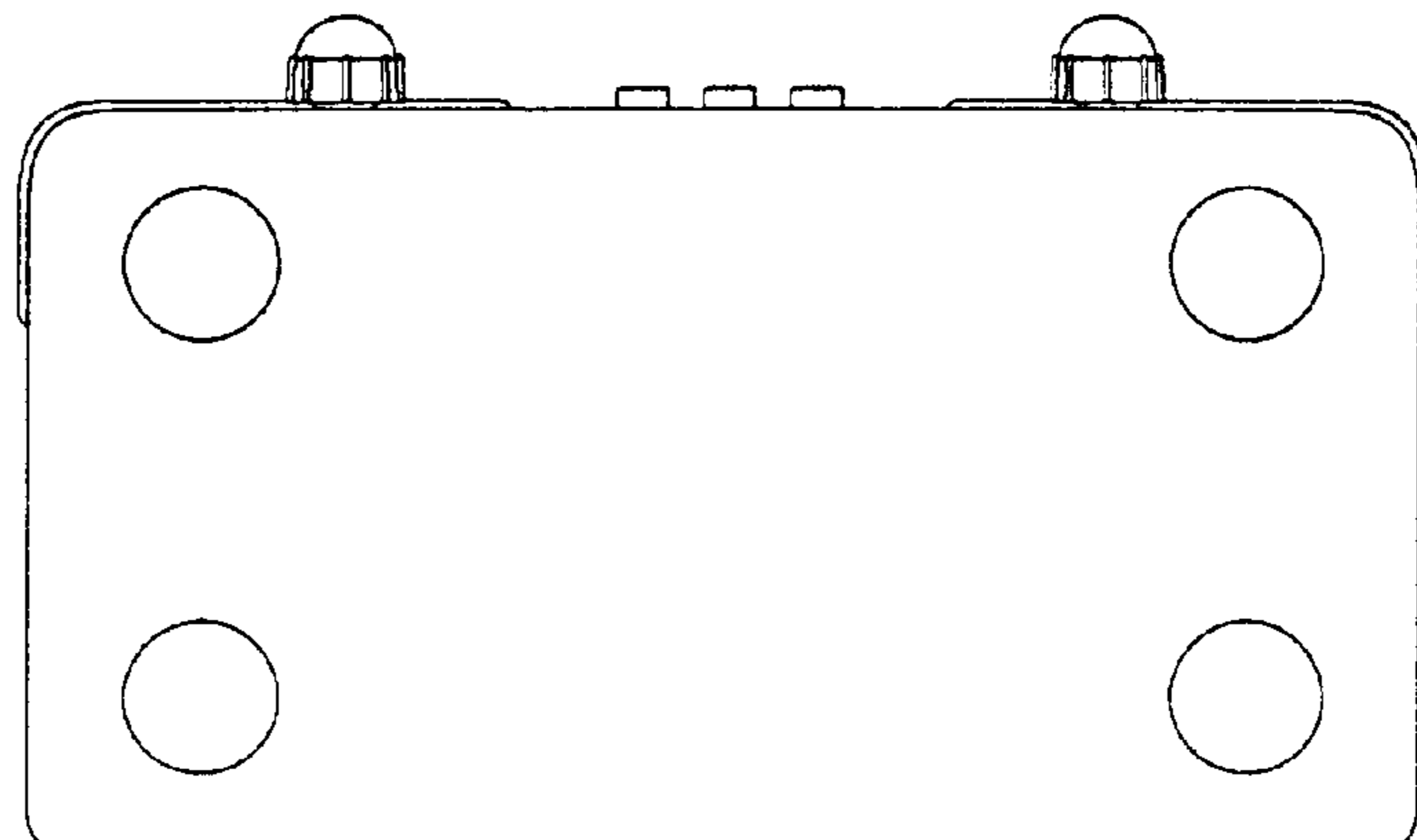


FIG. 4

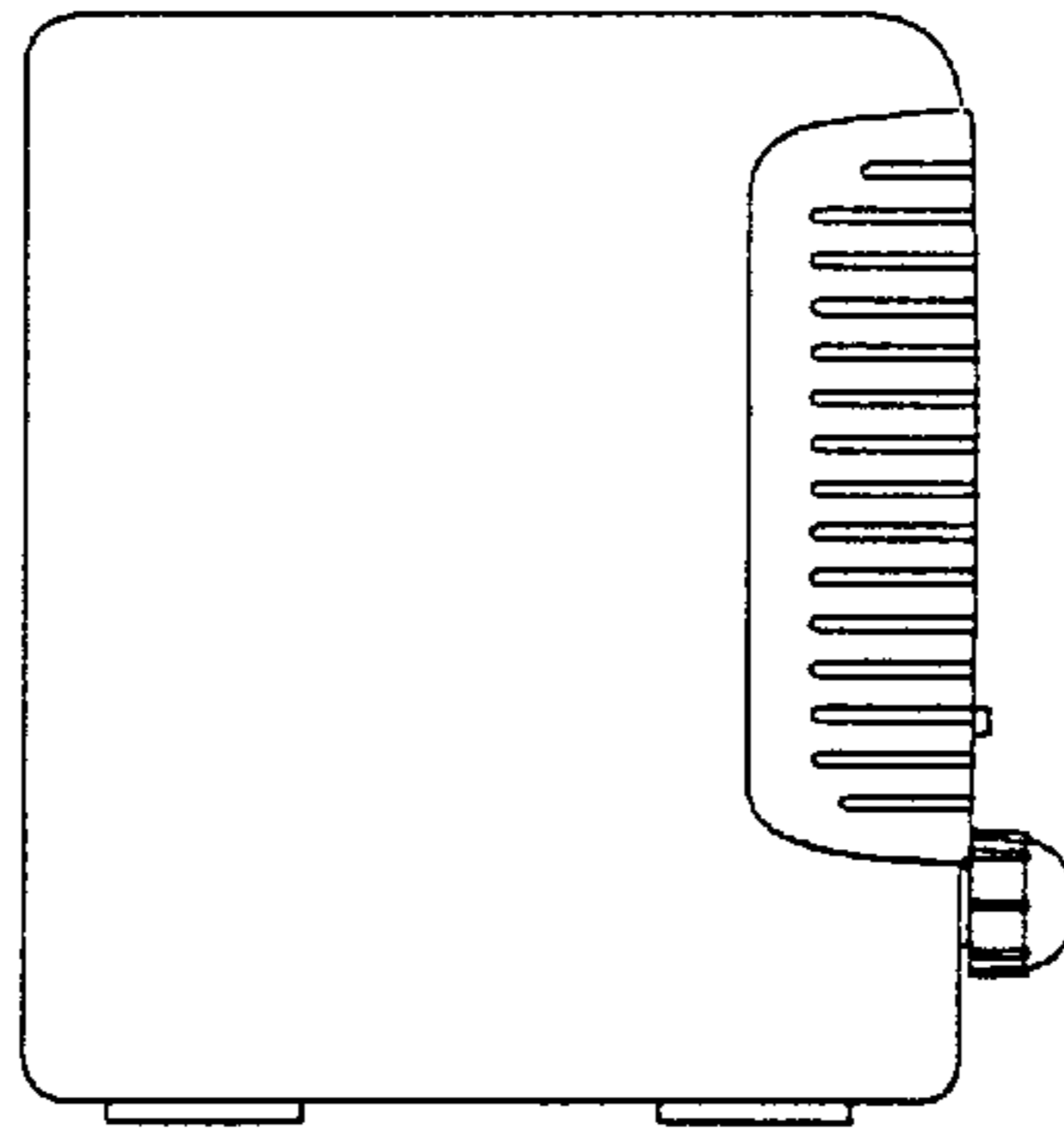


FIG. 5




FIG. 6

