



US00D459335S

(12) **United States Design Patent**
Orchard et al.

(10) **Patent No.:** **US D459,335 S**

(45) **Date of Patent:** **** Jun. 25, 2002**

(54) **DIGITAL VOICE AND HANDWRITING RECORDER**

(75) Inventors: **Anthony Orchard**, Wantagh; **Warren Ginn**, Glen Cove; **Michael Paloian**, Cold Spring Harbor, all of NY (US)

(73) Assignee: **Brother International Corp.**, Bridgewater, NJ (US)

(**) Term: **14 Years**

(21) Appl. No.: **29/134,117**

(22) Filed: **Dec. 15, 2000**

(51) **LOC (7) Cl.** **14-01**

(52) **U.S. Cl.** **D14/167**

(58) **Field of Search** D14/137, 138, D14/155-159, 168, 188, 192, 197-198, 147-148, 167; 455/550-575, 90; 708/142

(56) **References Cited**

U.S. PATENT DOCUMENTS

5,828,675 A * 10/1998 Want et al. 708/142

D407,717 S * 4/1999 Kim D14/138

D416,253 S * 11/1999 Hibino D14/138

D419,993 S * 2/2000 Silzer, Jr. D14/138

D426,223 S * 6/2000 Nomura D14/167

* cited by examiner

Primary Examiner—Nanda Bondade

(74) *Attorney, Agent, or Firm*—Oliff & Berridge, PLC

(57) **CLAIM**

The ornamental design for digital voice and handwriting recorder, as shown and described.

DESCRIPTION

FIG. 1 is a front view of the digital voice and handwriting recorder;

FIG. 2 is a rear view thereof;

FIG. 3 is a right side view thereof;

FIG. 4 is a left side view thereof;

FIG. 5 is a top view thereof;

FIG. 6 is a bottom view thereof;

FIG. 7 is an enlarged front perspective view thereof; and,

FIG. 8 is a rear perspective view thereof.

1 Claim, 2 Drawing Sheets




FIG. 5


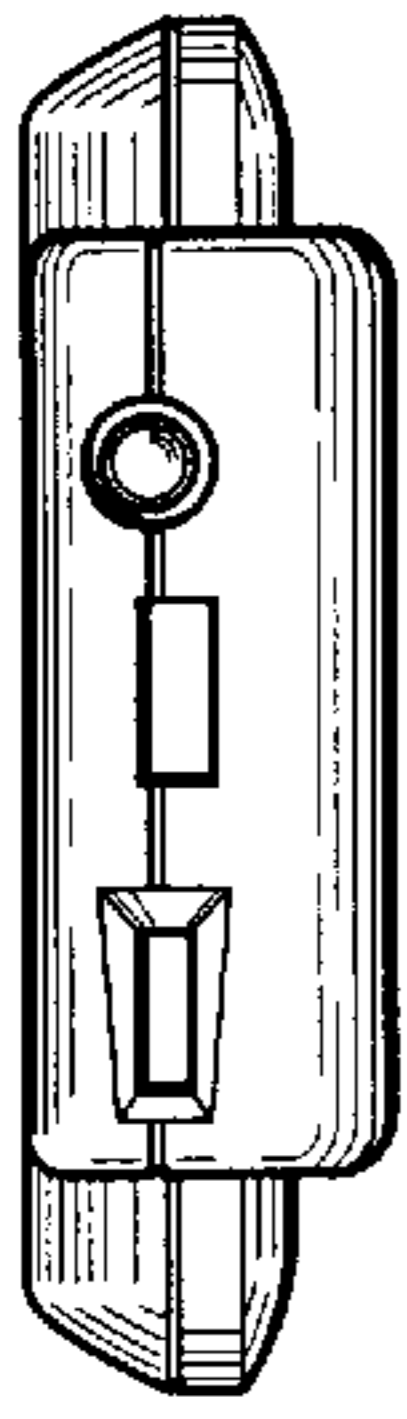


FIG. 3

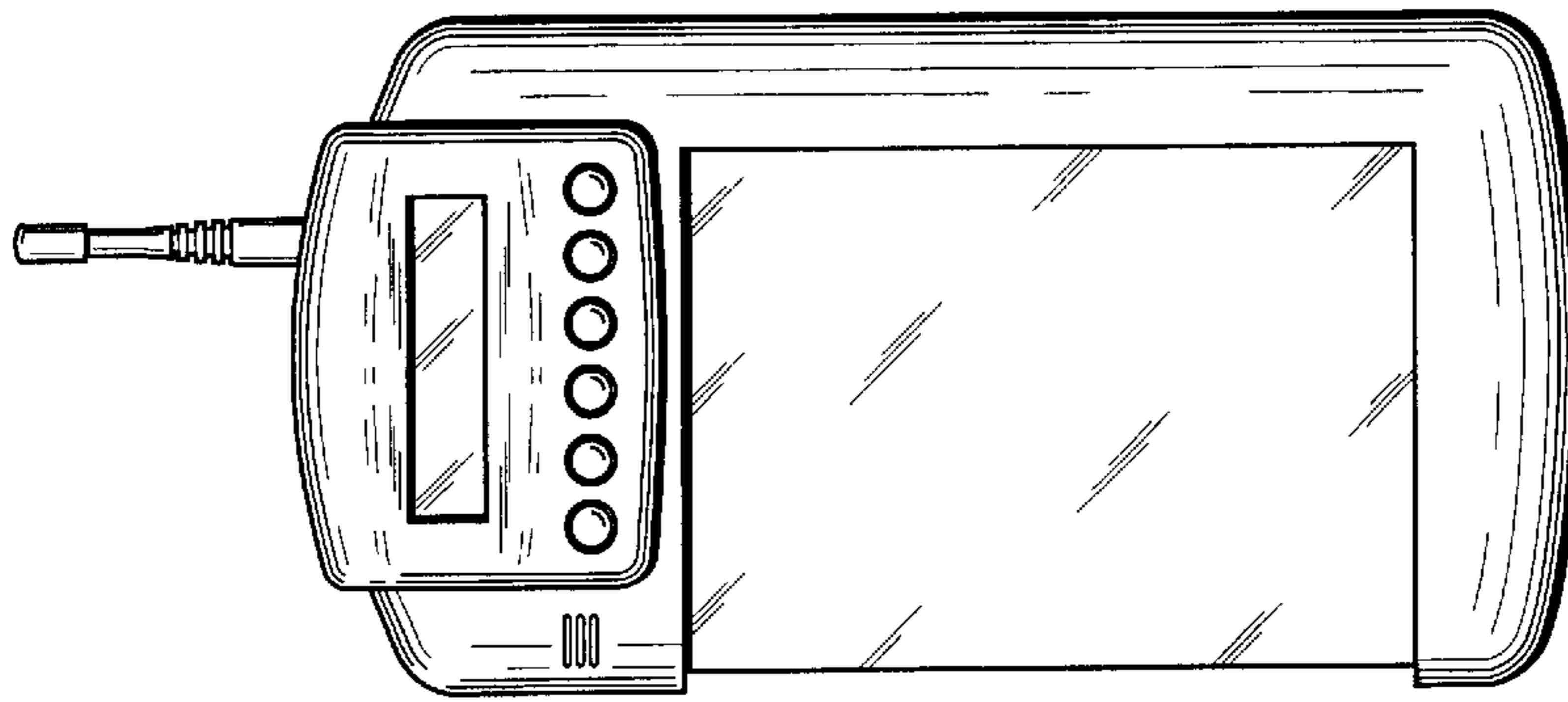


FIG. 1

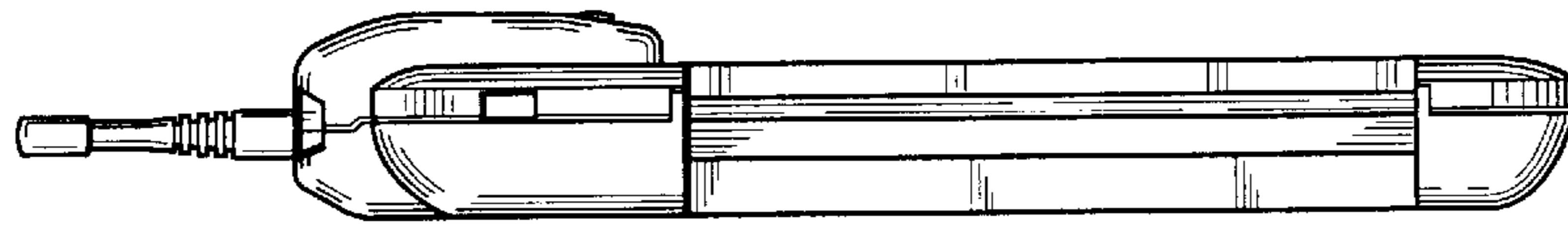


FIG. 4




FIG. 2

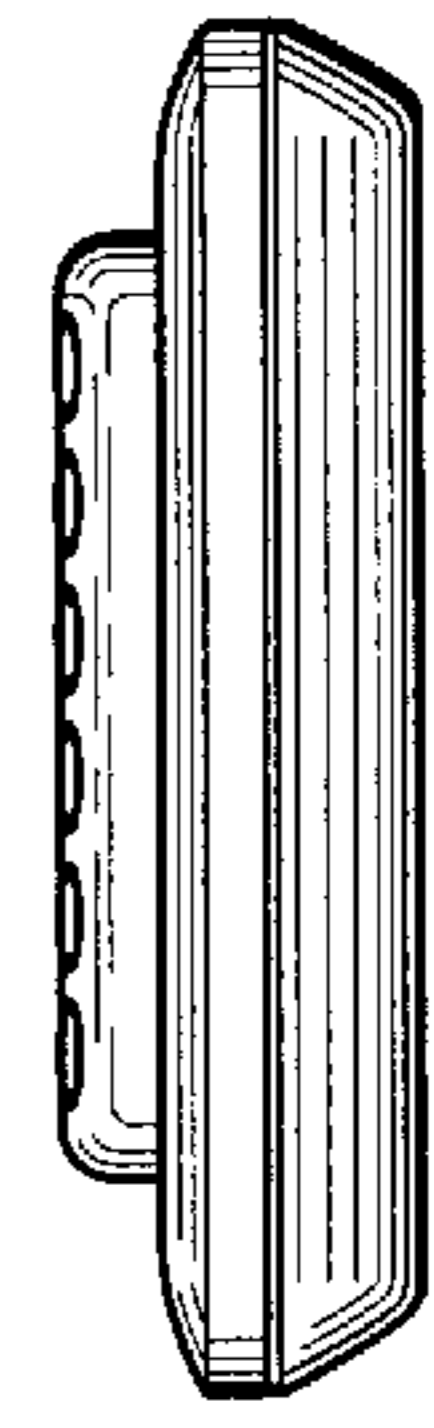


FIG. 6




FIG. 7

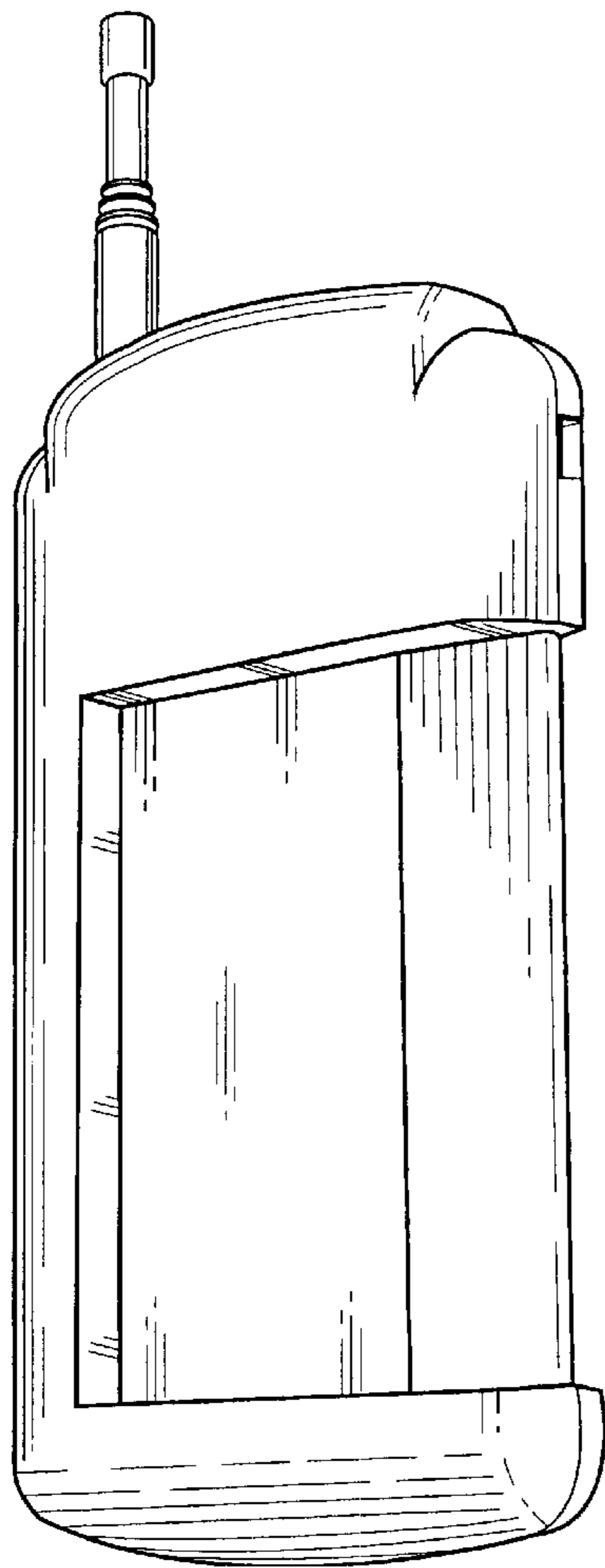


FIG. 8