



US00D459334S

(12) **United States Design Patent**
Tsuge

(10) **Patent No.:** **US D459,334 S**

(45) **Date of Patent:** **** Jun. 25, 2002**

(54) **DISC PLAYER**

(75) Inventor: **Takahiro Tsuge**, Tokyo (JP)

(73) Assignee: **Sony Corporation**, Tokyo (JP)

(**) Term: **14 Years**

(21) Appl. No.: **29/143,747**

(22) Filed: **Jun. 20, 2001**

(51) **LOC (7) Cl.** **14-01**

(52) **U.S. Cl.** **D14/156**

(58) **Field of Search** D14/135-136,
D14/156-157, 160, 167-168; 369/75.1,
75.2, 77.1, 77.2

(56) **References Cited**

U.S. PATENT DOCUMENTS

5,848,042 A	*	12/1998	Takahashi et al.	369/75.1
D414,182 S	*	9/1999	Miyazaki	D14/156
D416,554 S	*	11/1999	Sakamoto et al.	D14/136
D420,350 S	*	2/2000	Matsuzaka	D14/135
D432,111 S		10/2000	Takahashi		
D432,112 S		10/2000	Hisatsune		
D432,513 S		10/2000	Takahashi		

OTHER PUBLICATIONS

Catalog, "DVP F15", 3 sheets, Sony Corporation, Feb./2001.

* cited by examiner

Primary Examiner—Nanda Bondade

(74) *Attorney, Agent, or Firm*—Rader, Fishman & Grauer, PLLC

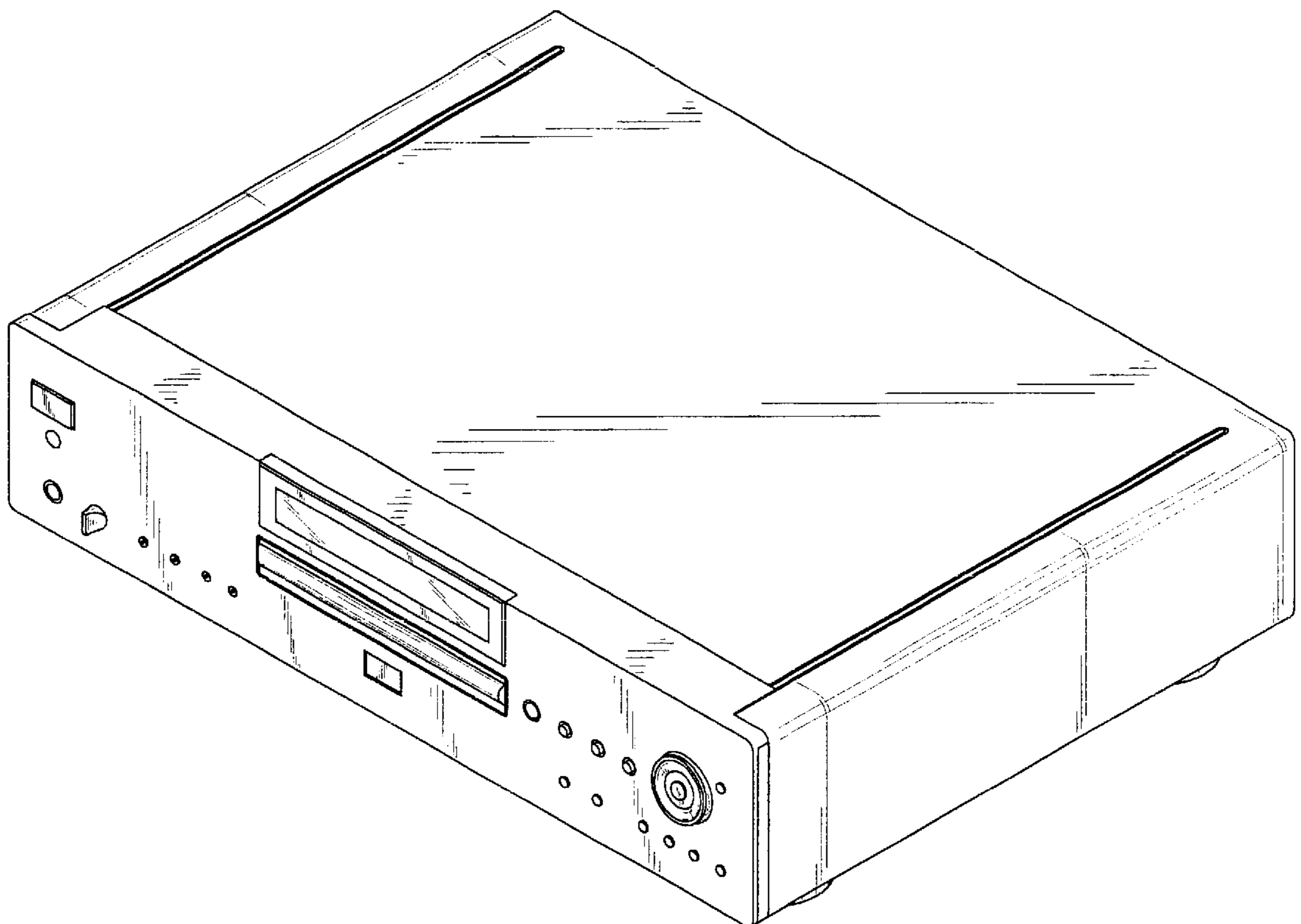
(57) **CLAIM**

The ornamental design for a disc player, as shown and described.

DESCRIPTION

FIG. 1 is a perspective view of a disc player showing my new design;
FIG. 2 is a front elevational view thereof;
FIG. 3 is a rear elevational view thereof;
FIG. 4 is a left side elevational view thereof;
FIG. 5 is a right side elevational view thereof;
FIG. 6 is a top plan view thereof; and,
FIG. 7 is a bottom plan view thereof.

1 Claim, 5 Drawing Sheets



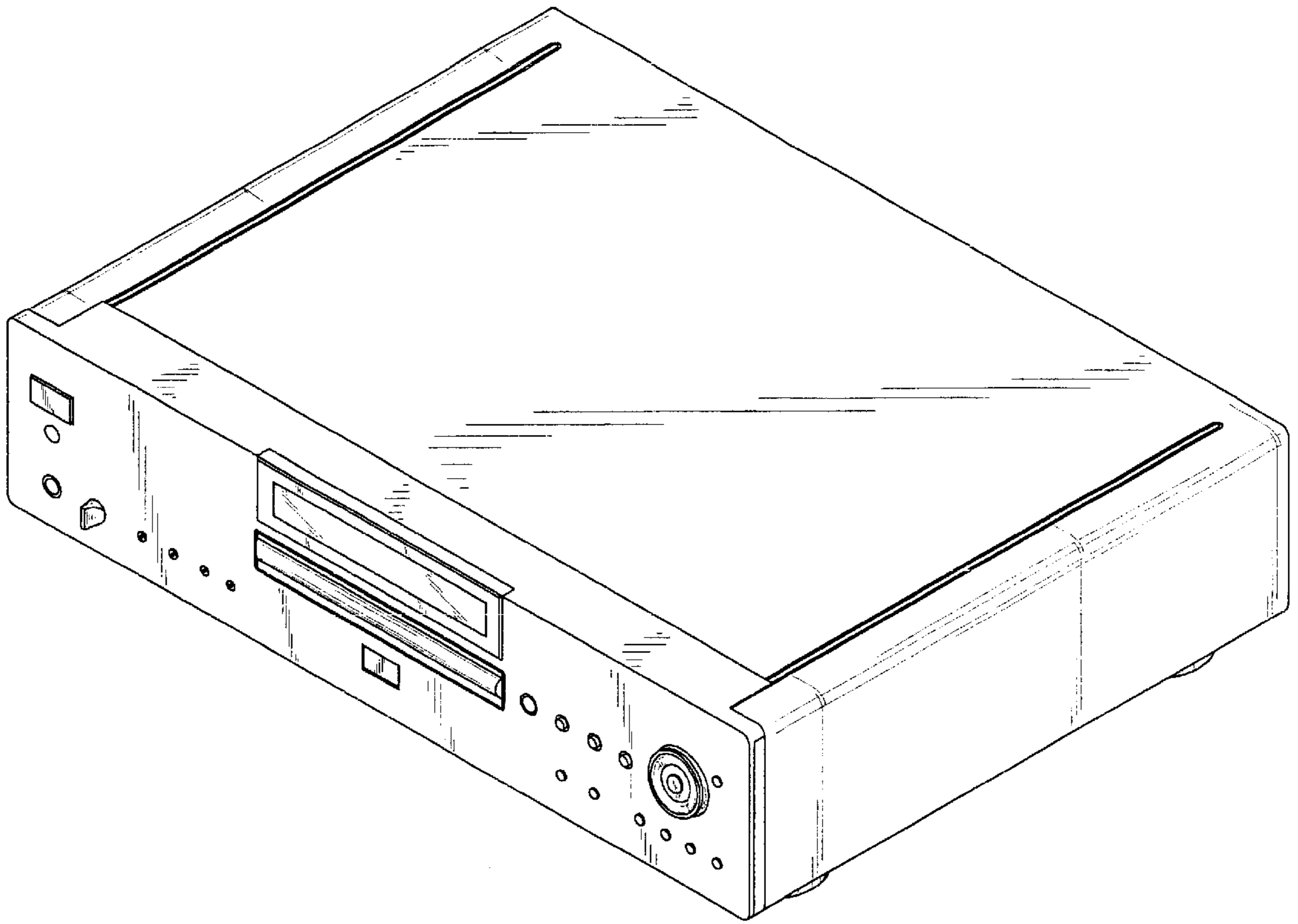


Fig. 1

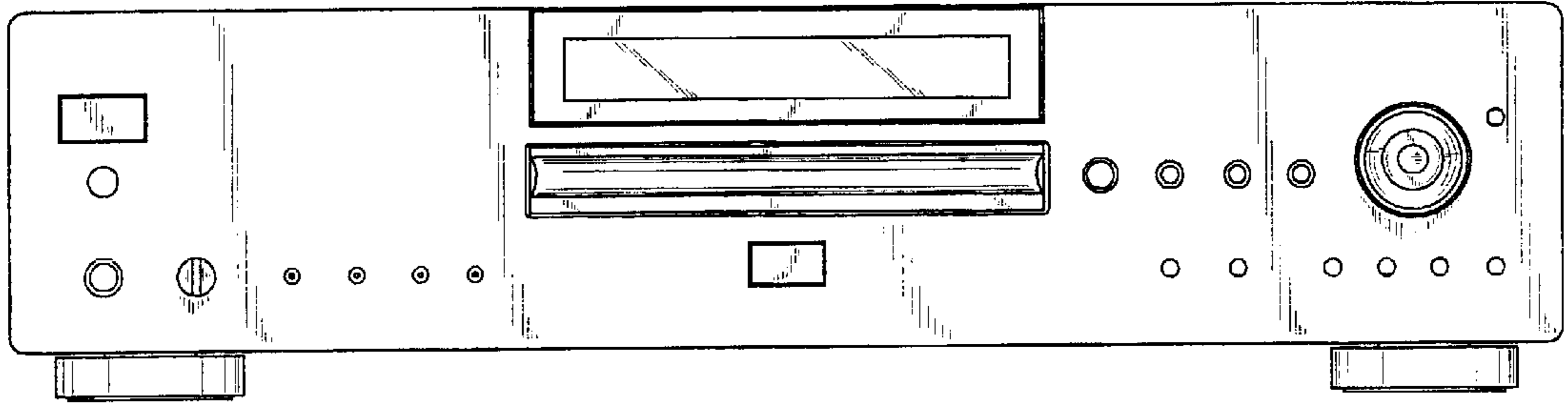


Fig. 2




Fig. 3




Fig. 4

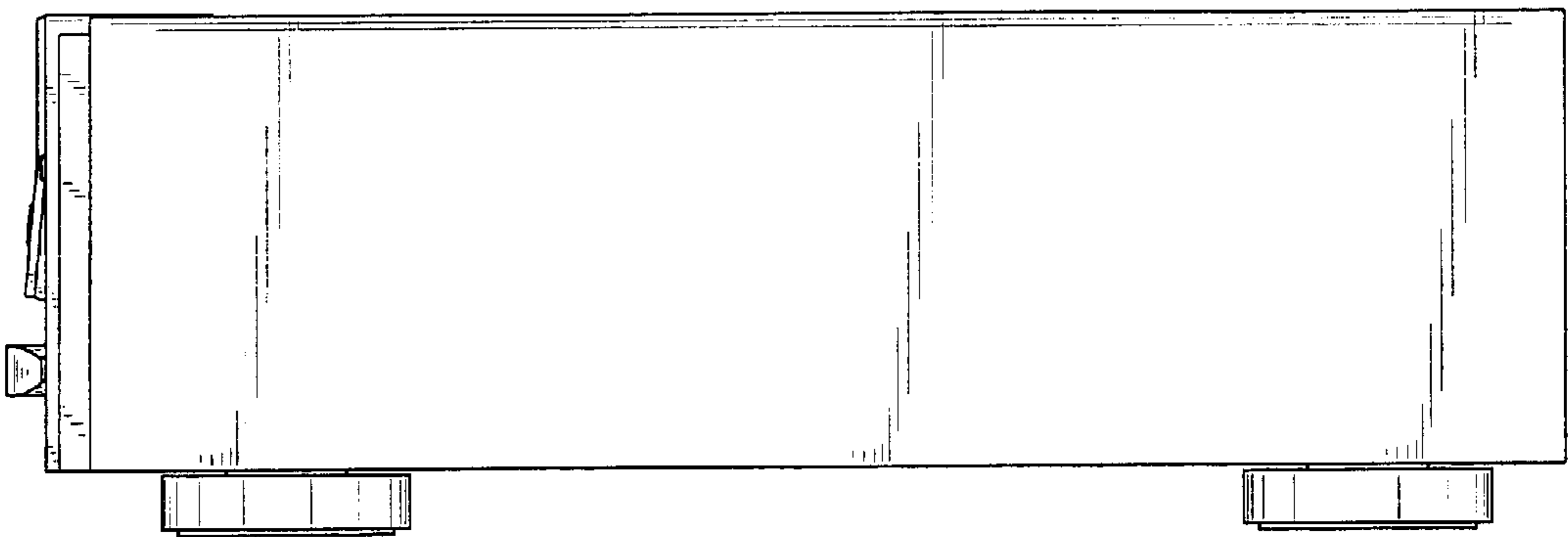


Fig. 5

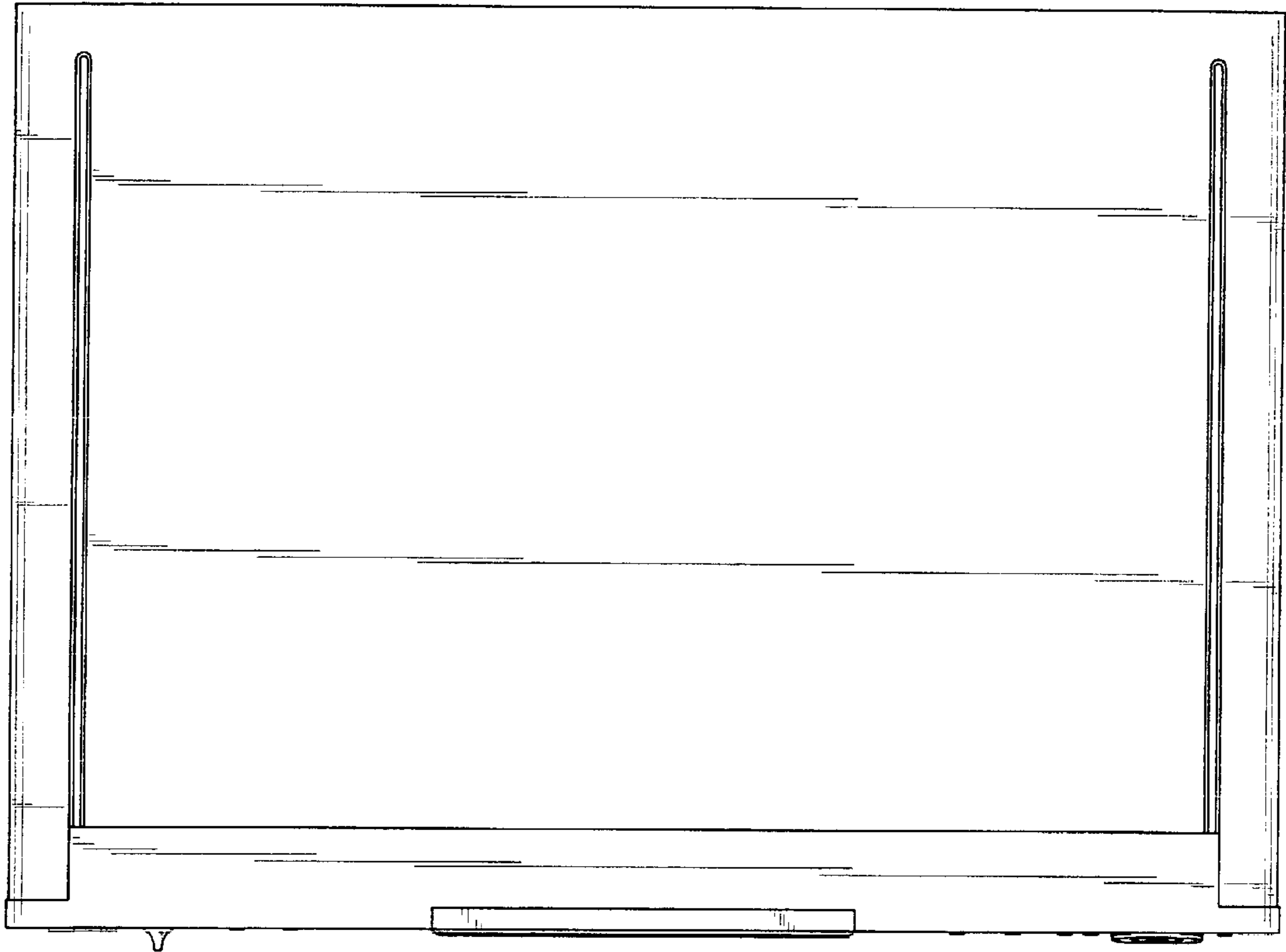


Fig. 6




Fig. 7