



US00D459321S

(12) **United States Design Patent**
Kojima et al.

(10) **Patent No.:** **US D459,321 S**

(45) **Date of Patent:** **** Jun. 25, 2002**

(54) **DIGITAL VIDEO DISC PLAYER**

(75) Inventors: **Akira Kojima**, Kunitachi; **Atsuhiko Urushihara**, Higashiyamato; **Koji Suso**, Kokubunji; **Yasunori Kawauchi**, Mito, all of (JP)

(73) Assignee: **Hitachi, Ltd.**, Tokyo (JP)

(**) Term: **14 Years**

(21) Appl. No.: **29/143,080**

(22) Filed: **Jun. 8, 2001**

(30) **Foreign Application Priority Data**

Apr. 10, 2001 (JP) 2001-010299

(51) **LOC (7) Cl.** **14-01**

(52) **U.S. Cl.** **D14/136**

(58) **Field of Search** D14/135-136,
D14/156-157, 160, 167-168, 188; 369/75.1,
75.2, 77.1, 77.2

(56) **References Cited**

U.S. PATENT DOCUMENTS

D311,915 S * 11/1990 Hong D14/135

5,848,042 A * 12/1998 Takahashi et al. 369/75.1
D416,554 S * 11/1999 Sakamoto et al. D14/136
D431,033 S * 9/2000 Takahashi et al. D14/188
D435,031 S * 12/2000 Uchiyama D14/156

* cited by examiner

Primary Examiner—Nanda Bondade

(74) *Attorney, Agent, or Firm*—Antonelli, Terry, Stout & Kraus, LLP

(57) **CLAIM**

The ornamental design for a digital video disc player, as shown.

DESCRIPTION

FIG. 1 is a front, top and right side perspective view of a digital video disc player showing our new design; FIG. 2 is a front elevational view thereof; FIG. 3 is a rear elevational view thereof; FIG. 4 is a top plan view thereof; FIG. 5 is a right side elevational view thereof; FIG. 6 is a left side elevational view thereof; FIG. 7 is a bottom plan view thereof; and, FIG. 8 is a front, top and right side perspective view in the condition that the disc tray is pulled thereof.

1 Claim, 6 Drawing Sheets

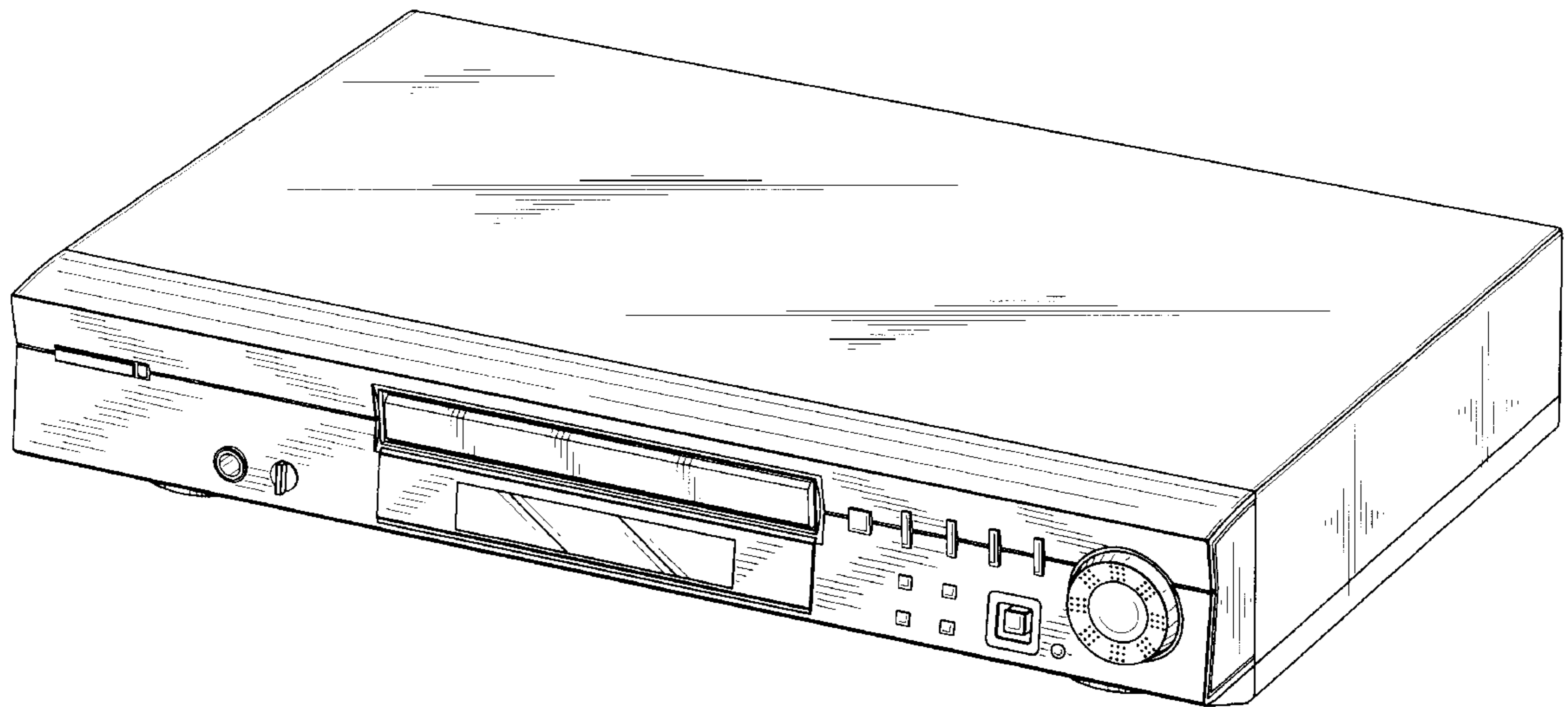


FIG. 1

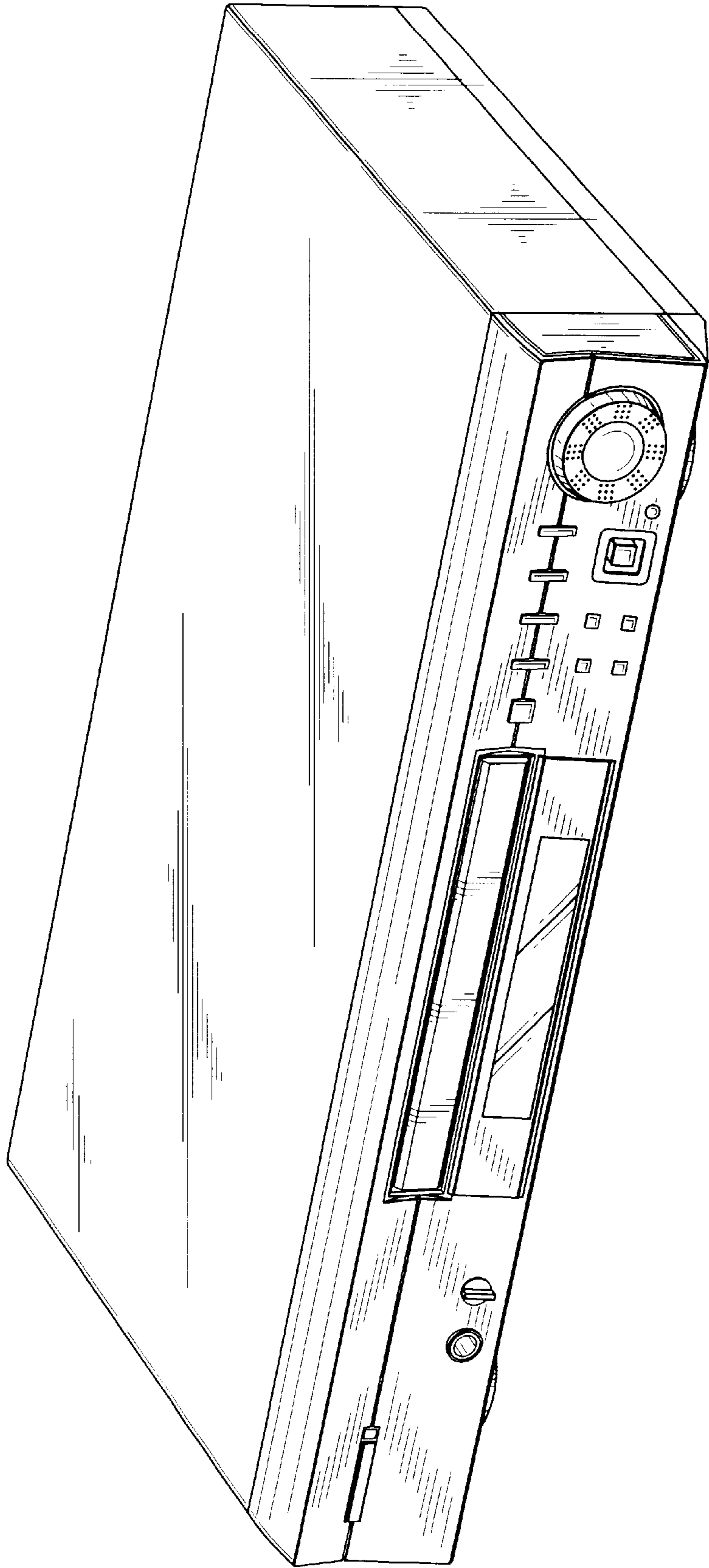


FIG. 2

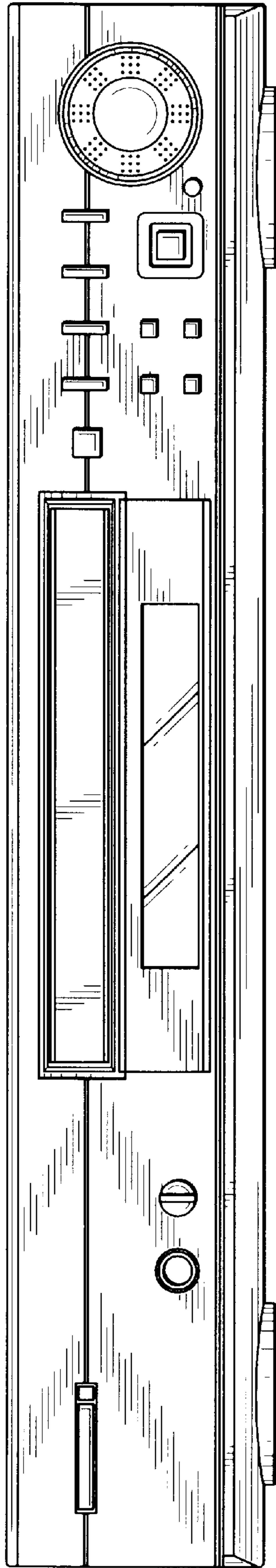


FIG. 3

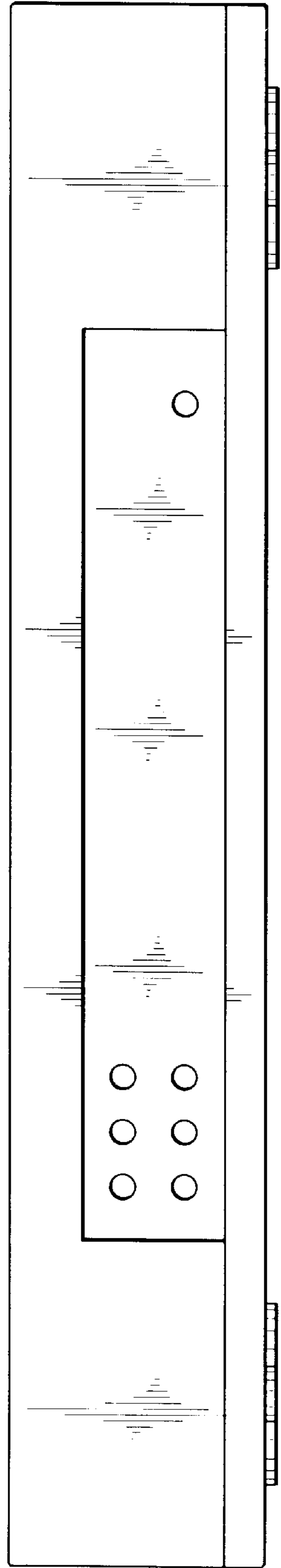


FIG. 4




FIG. 5

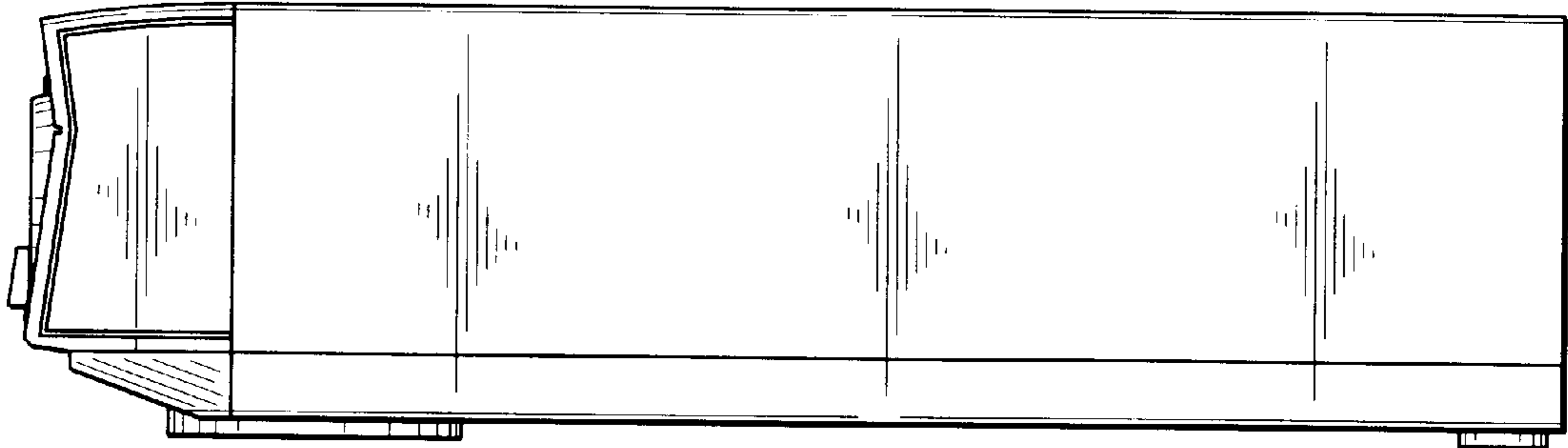


FIG. 6

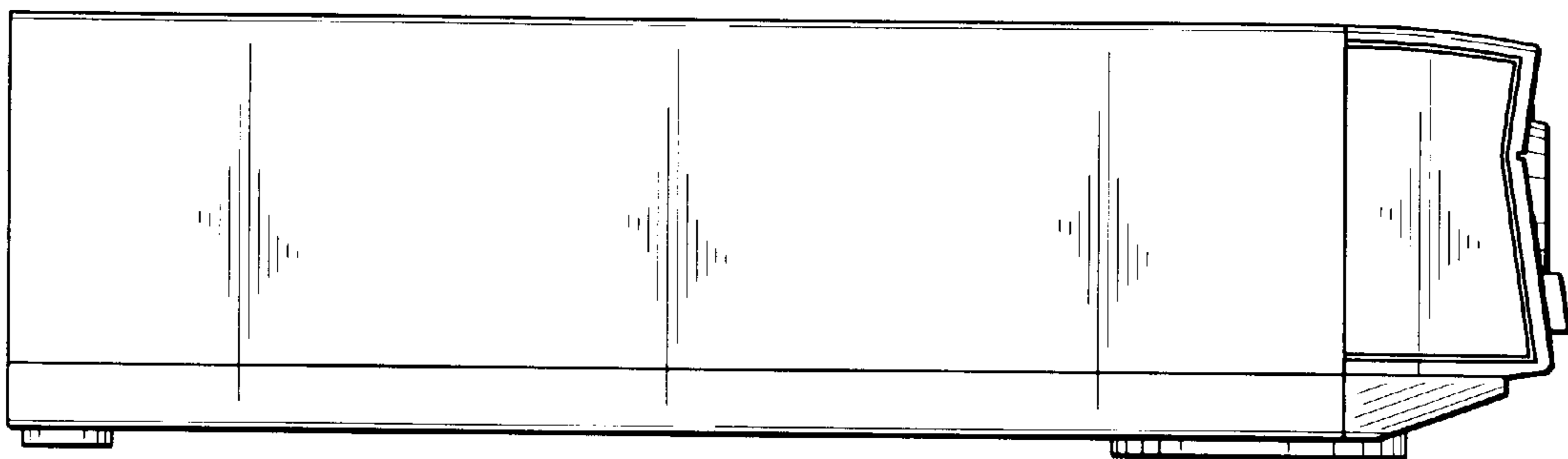


FIG. 7




FIG. 8

