



US00D459320S

(12) **United States Design Patent**
Serbinski et al.

(10) **Patent No.:** **US D459,320 S**

(45) **Date of Patent:** **** Jun. 25, 2002**

(54) **TV WITH PLAYER**

(75) Inventors: **Andrew Serbinski**, Annandale, NJ
(US); **Mirzat Koc**, Brooklyn, NY (US)

(73) Assignee: **Matsushita-Kotobuki Electronics Industries, Ltd.**, Ehime (JP)

(**) Term: **14 Years**

(21) Appl. No.: **29/141,241**

(22) Filed: **May 2, 2001**

(51) **LOC (7) Cl.** **14-03**

(52) **U.S. Cl.** **D14/129**

(58) **Field of Search** D14/125-136,
D14/239, 371, 337; 312/7.2; 348/825, 836,
838

(56) **References Cited**

U.S. PATENT DOCUMENTS

- D368,471 S * 4/1996 Kitagawa D14/129
- D377,013 S * 12/1996 Mori D14/129
- D383,444 S * 9/1997 Han D14/337
- D416,552 S * 11/1999 Takemoto D14/129

- D425,502 S * 5/2000 Renk D14/126
- D445,768 S * 7/2001 Goto D14/129
- D445,769 S * 7/2001 Takemoto D14/129

* cited by examiner

Primary Examiner—Raphael Barkai

(74) *Attorney, Agent, or Firm*—Amster, Rothstein & Ebenstein

(57) **CLAIM**

The ornamental design for a TV with player, as shown and described.

DESCRIPTION

FIG. 1 is a front elevational view of a first embodiment of a TV with player showing our new design;
 FIG. 2 is a side elevational view thereof, the other side being a mirror image thereof;
 FIG. 3 is a top plan view thereof;
 FIG. 4 is a back elevational plan view thereof;
 FIG. 5 is a bottom plan view thereof; and,
 FIG. 6 is a front elevational view of a second embodiment thereof, all other views of the second embodiment being identical to the corresponding views of the first embodiment.

1 Claim, 6 Drawing Sheets




FIG. 1

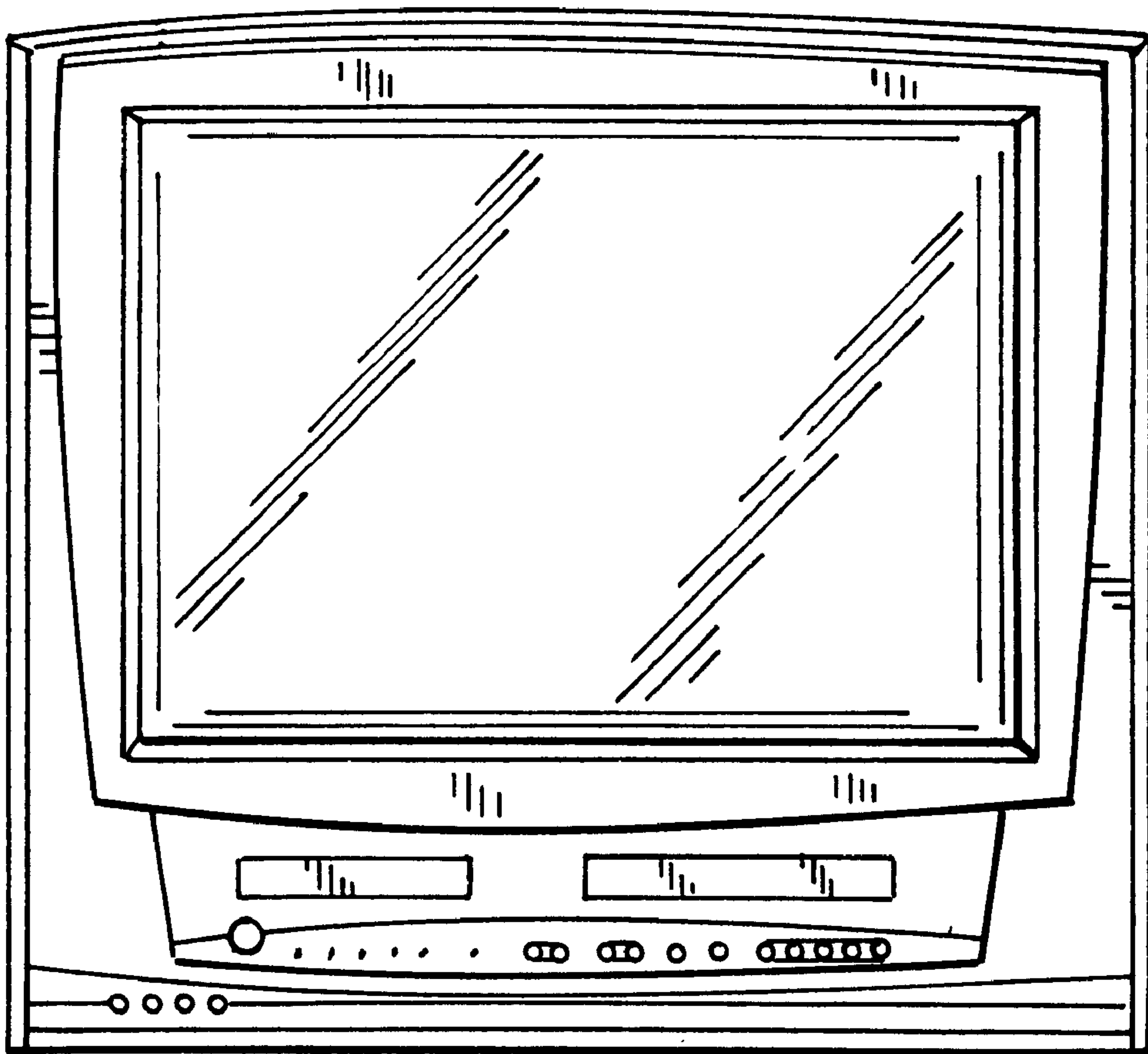


FIG. 2




FIG. 3

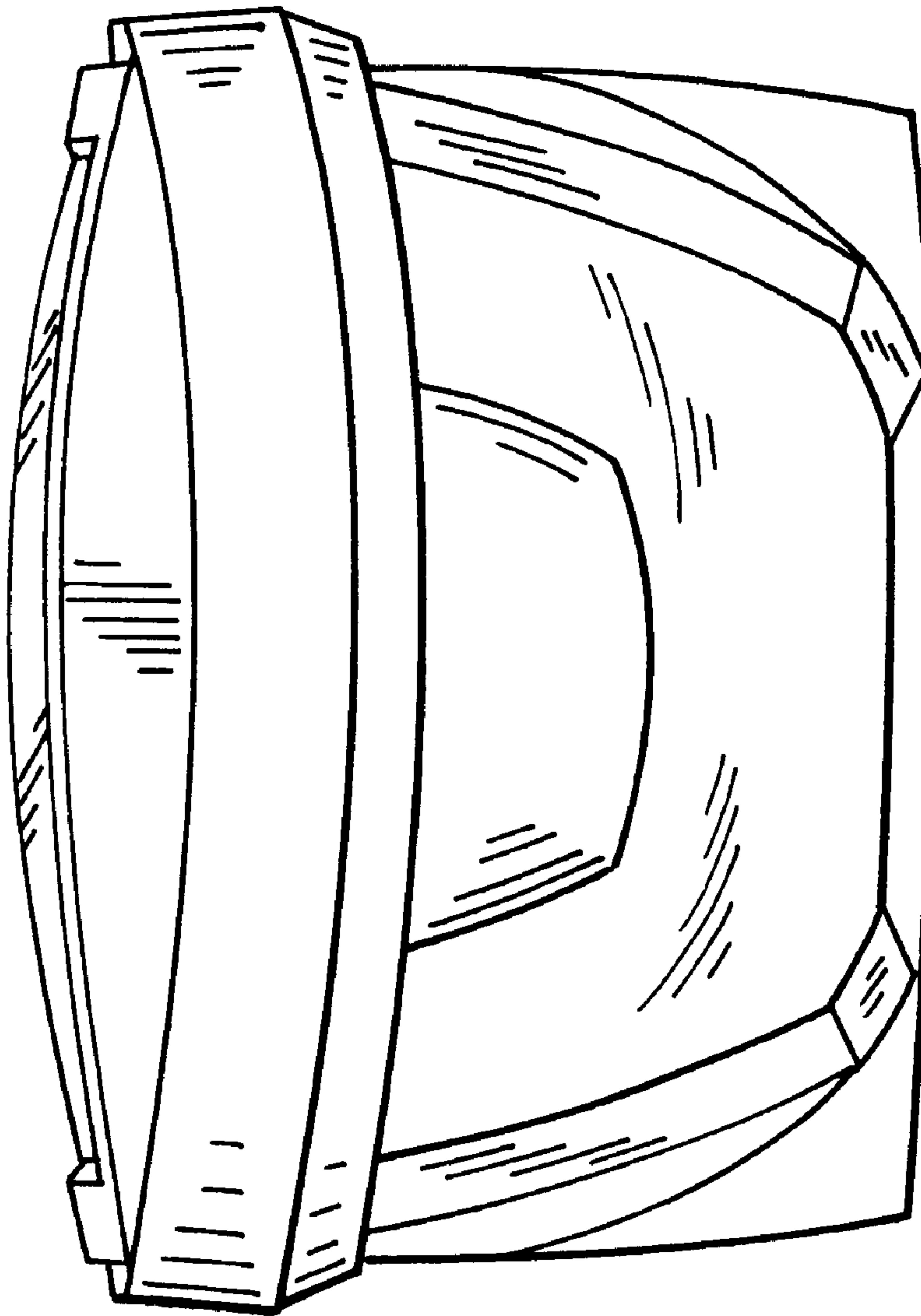


FIG. 4

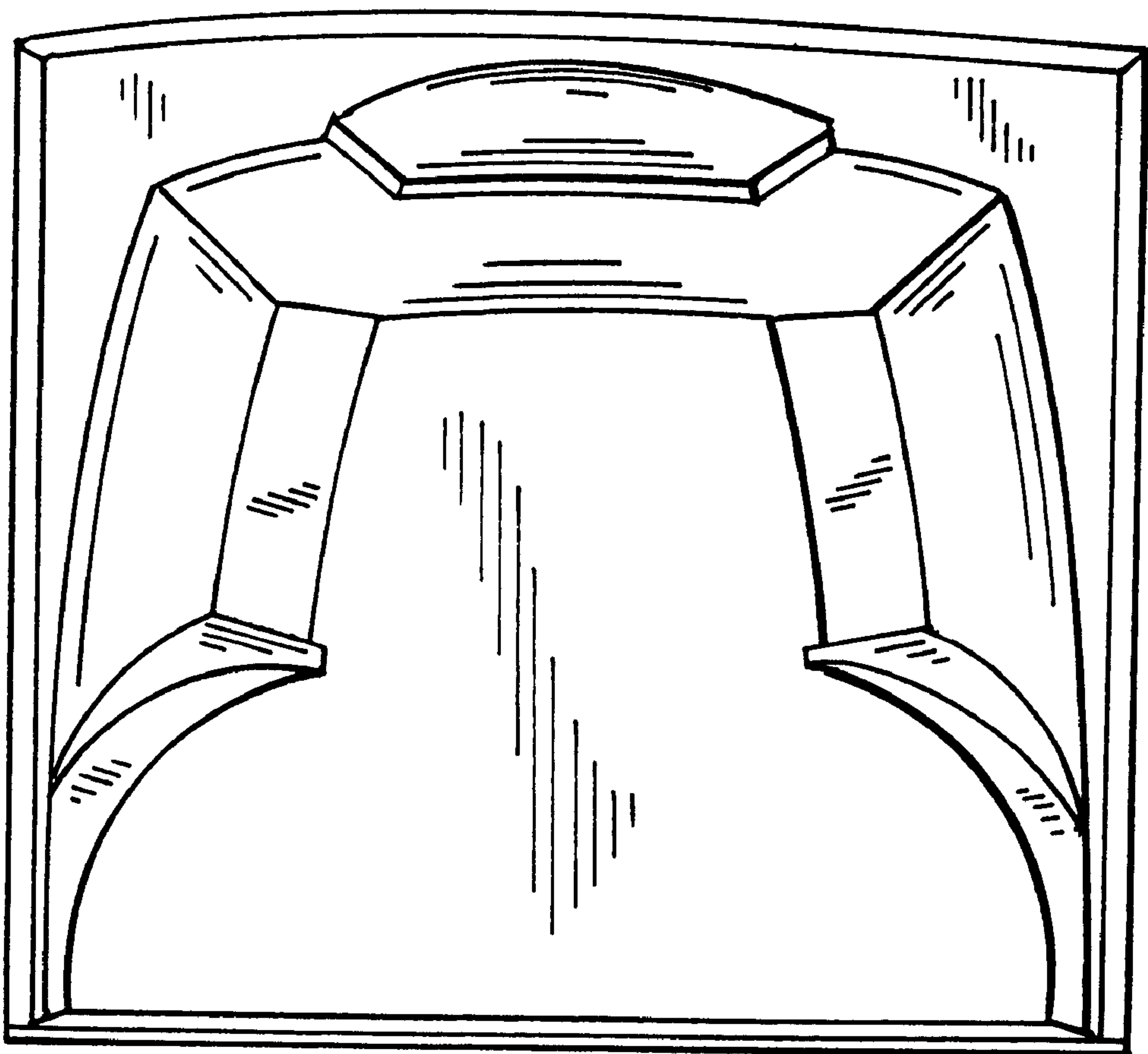


FIG. 5

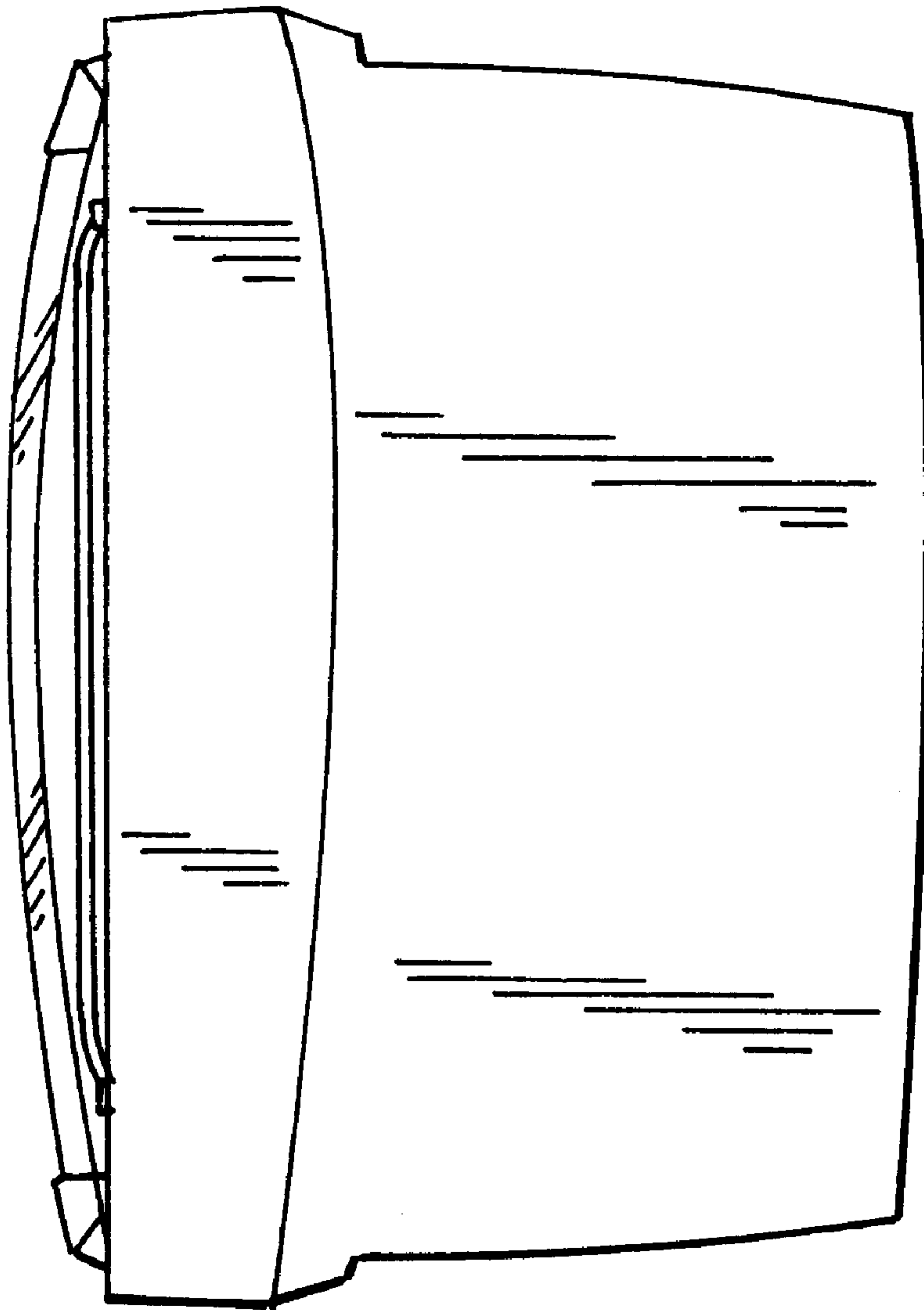


FIG. 6

