



US00D459318S

(12) **United States Design Patent**  
**Theuerkorn**

(10) **Patent No.:** **US D459,318 S**

(45) **Date of Patent:** **\*\* Jun. 25, 2002**

(54) **FIBER OPTIC CONNECTOR DUST CAP**

6,041,155 A \* 3/2000 Anderson et al. .... 385/139  
6,188,825 B1 \* 2/2001 Bandy et al. .... 385/134

(75) Inventor: **Thomas Theuerkorn**, Hickory, NC  
(US)

\* cited by examiner

(73) Assignee: **Corning Cable Systems LLC**, Hickory,  
NC (US)

*Primary Examiner*—Ted Shooman

*Assistant Examiner*—Daniel Bui

(\*\*) Term: **14 Years**

(74) *Attorney, Agent, or Firm*—Michael L. Leetzow

(21) Appl. No.: **29/127,591**

(57) **CLAIM**

(22) Filed: **Aug. 8, 2000**

The ornamental design for a fiber optic connector dust cap,  
as shown and described.

(51) **LOC (7) Cl.** ..... **13-99**

(52) **U.S. Cl.** ..... **D13/199**

(58) **Field of Search** ..... D13/199, 152,  
D13/184, 134, 136; D10/80, 103; D26/2,  
131, 118; 361/816, 817; 385/60, 78, 134,  
139, 72, 77

**DESCRIPTION**

FIG. 1 is a front perspective view of one embodiment of a  
fiber optic connector dust cap showing my new design;

FIG. 2 is a front elevational view thereof, the back, left side,  
and right side views being the same; and,


FIG. 3 is a top view thereof.

(56) **References Cited**


**U.S. PATENT DOCUMENTS**

D379,550 S \* 5/1997 Kuo ..... D26/131


**1 Claim, 1 Drawing Sheet**








*Fig. 1*



*Fig. 2*



*Fig. 3*