



US00D459315S

(12) **United States Design Patent**
Harris et al.

(10) **Patent No.:** **US D459,315 S**
(45) **Date of Patent:** **** Jun. 25, 2002**

(54) **CONTROL PANEL FOR HAND-HELD DEVICE**

(75) Inventors: **David Harris; Rudy Woodard**, both of Nashua, NH (US)

(73) Assignee: **Brookstone Company, Inc.**, Nashua, NH (US)

(**) Term: **14 Years**

(21) Appl. No.: **29/134,385**

(22) Filed: **Dec. 19, 2000**

(51) **LOC (7) Cl.** **13-03**

(52) **U.S. Cl.** **D13/171**

(58) **Field of Search** D10/108; D13/158, D13/159, 160, 162, 164, 168, 171, 174, 177; D14/217, 218, 356, 388, 454; 200/331; 348/734; 455/151.1-151.4, 352-355

(56) **References Cited**

U.S. PATENT DOCUMENTS

D185,741 S * 7/1959 De Jager D14/218
D276,247 S * 11/1984 Kim D14/117.9

D348,652 S * 7/1994 Reed et al. D13/162
D385,207 S * 10/1997 Urvoy D10/104
D394,659 S * 5/1998 Biasotti et al. D14/218
D396,861 S * 8/1998 Yamagishi D14/218
D431,027 S * 9/2000 Armstrong D13/162

* cited by examiner

Primary Examiner—Ted Shooman

Assistant Examiner—Selina Sikder

(74) *Attorney, Agent, or Firm*—Hayes Soloway P.C.

(57) **CLAIM**

We claim the ornamental design for a control panel for hand-held device, as shown and described.

DESCRIPTION

FIG. 1 is a front elevation view of the control panel for hand held device showing my new design, the broken line showing of the environment is for illustrative purposes only and forms no part of the claimed design.

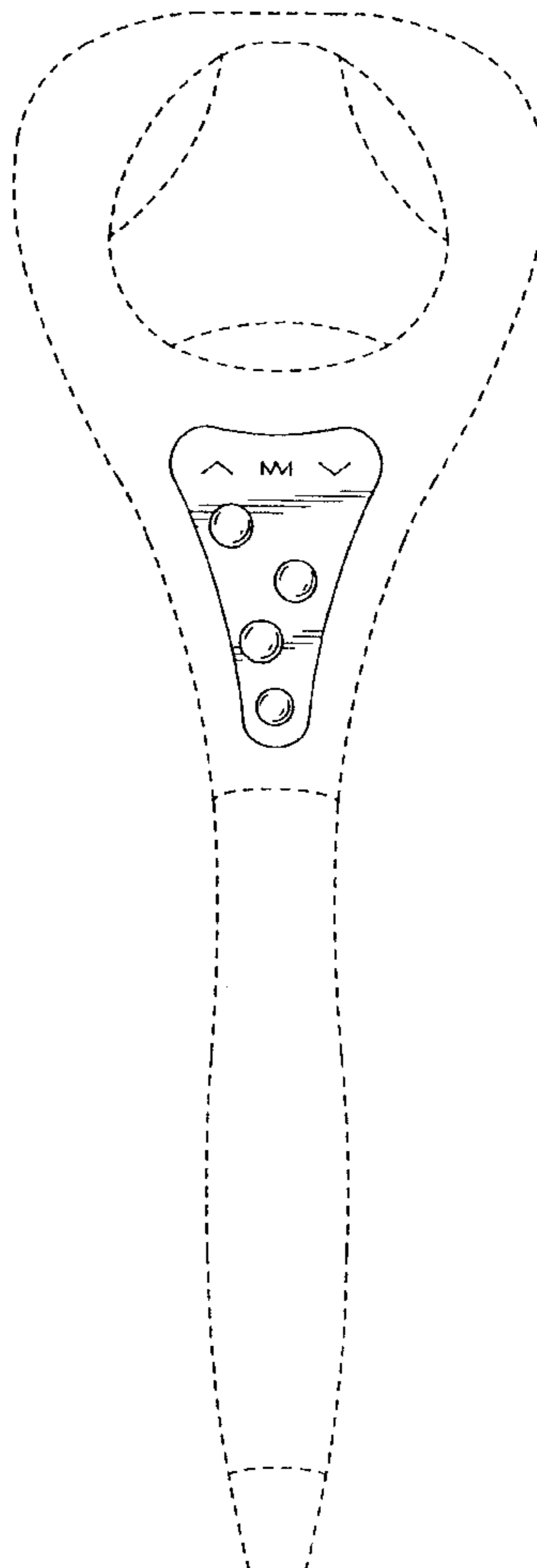
FIG. 2 is a side elevation view of the control panel;

FIG. 3 is a front elevation view thereof;

FIG. 4 is a top plan view thereof; and,

FIG. 5 is a bottom plan view thereof.

1 Claim, 1 Drawing Sheet



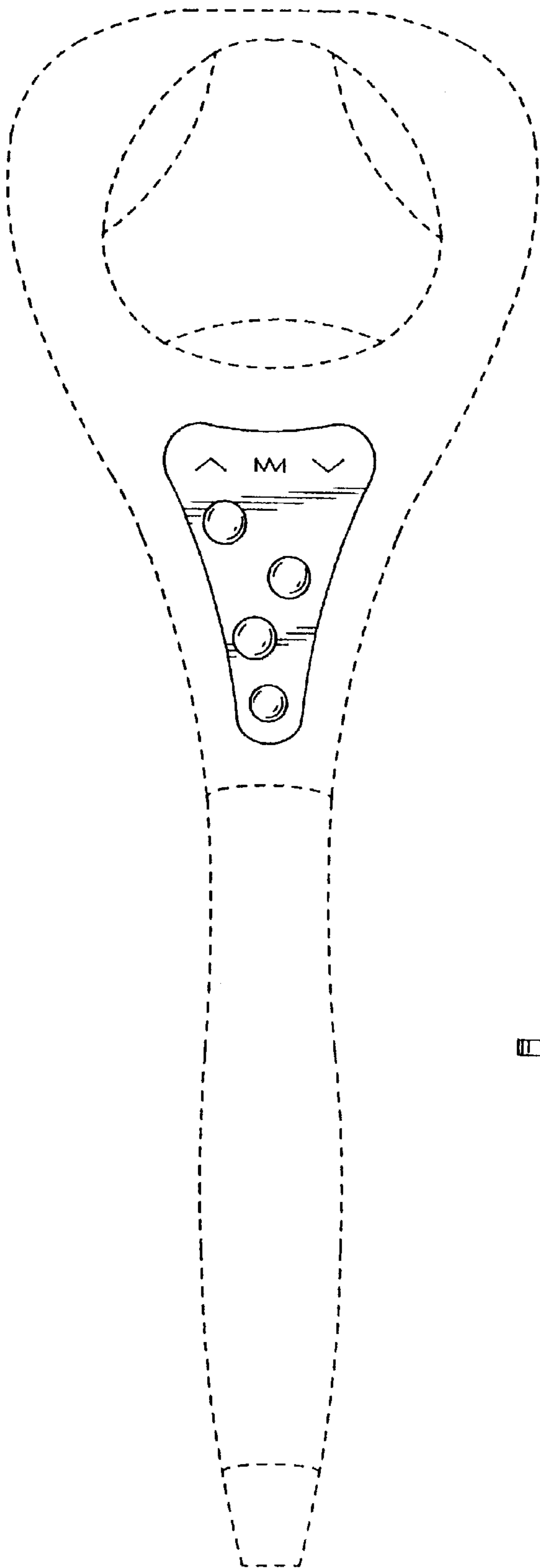


FIG. 1



FIG. 2

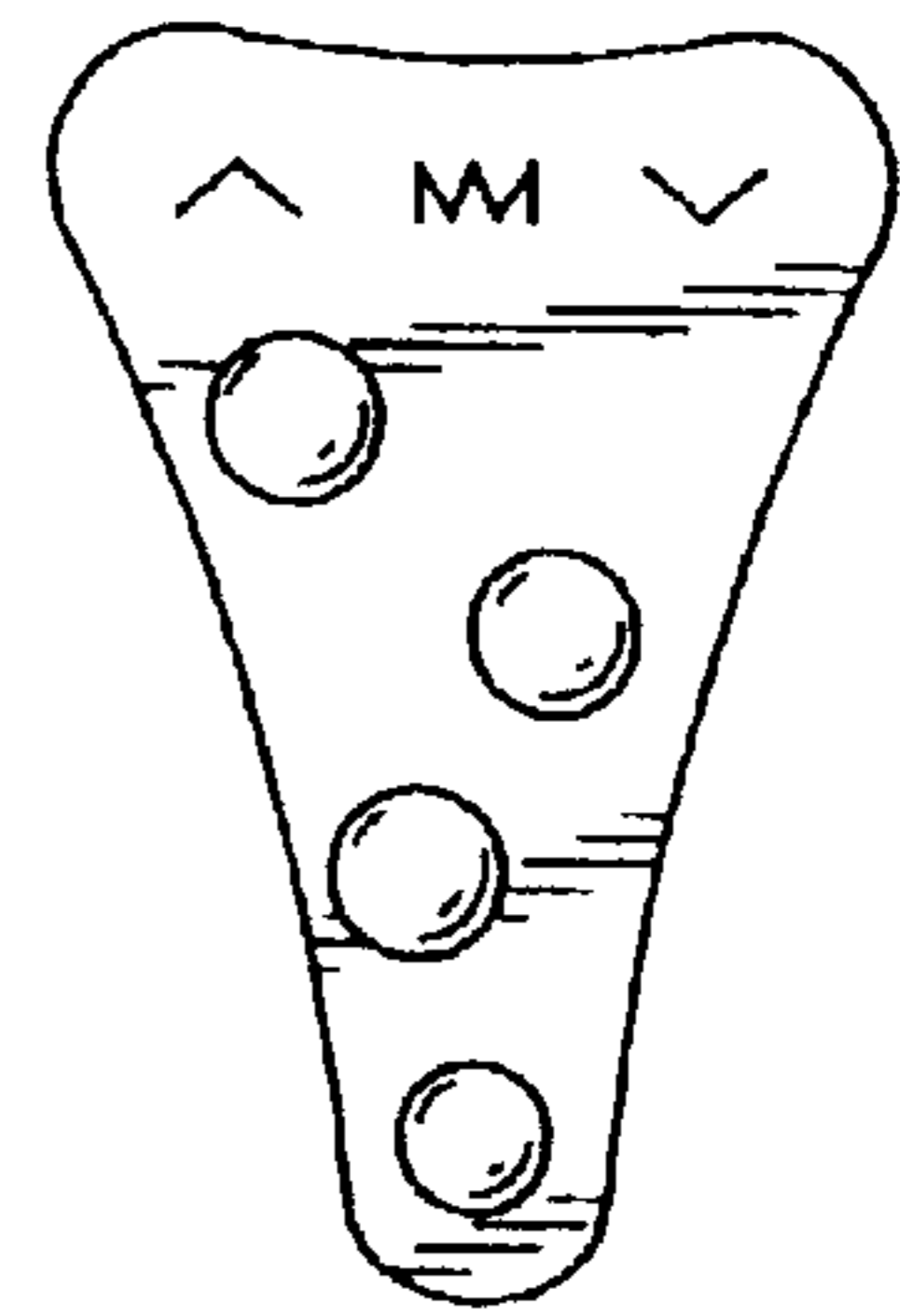


FIG. 3



FIG. 4



FIG. 5