



US00D459296S

(12) **United States Design Patent**
Umstot et al.

(10) **Patent No.: US D459,296 S**
(45) **Date of Patent: ** Jun. 25, 2002**

(54) **TIRE TREAD**

(75) Inventors: **Dale Edward Umstot**, Atwater;
William Butterworth Allison,
Cuyahoga Falls; **William Thomas**
Adams, Jr., North Canton; **Theresa**
Marie Nopper, Cuyahoga Falls, all of
OH (US)

(73) Assignee: **The Goodyear Tire & Rubber**
Company, Akron, OH (US)

(**) Term: **14 Years**

(21) Appl. No.: **29/144,180**

(22) Filed: **Jun. 27, 2001**

(51) **LOC (7) Cl.** **12-15**

(52) **U.S. Cl.** **D12/601**

(58) **Field of Search** D12/531, 579,
D12/588, 594, 595, 600, 601, 605, 900,
901; 152/209.1, 209.12, 209.16, 209.17,
209.25, 523, 524

(56) **References Cited**

U.S. PATENT DOCUMENTS

4,934,424 A	6/1990	Kojima	152/209 R
4,986,324 A	1/1991	Suzuki et al.	152/209 R
D328,267 S	7/1992	Constant	D12/146
D328,268 S	7/1992	Constant	D12/146
D343,375 S	1/1994	Himuro et al.	D12/147
D344,052 S	2/1994	Attinello et al.	D12/147
5,327,953 A	7/1994	Ichiki	152/209 R
D350,092 S	8/1994	Brayer et al.	D12/147
5,361,816 A	11/1994	Hitzky	152/209 R
5,370,168 A	* 12/1994	Boiocchi et al.	152/209.1
D362,214 S	9/1995	McKisson	D12/146
D364,594 S	11/1995	Krupa et al.	D12/147
D365,055 S	12/1995	McKisson	D12/146
D367,453 S	2/1996	Consolacion	D12/147
D367,835 S	3/1996	Killian	D12/147
D368,450 S	4/1996	Lassan et al.	D12/141
D374,850 S	10/1996	Wohlfahrt	D12/147
5,580,404 A	12/1996	Hitzky	152/209 R

5,591,280 A	1/1997	Asano	152/209 R
D379,339 S	5/1997	Guspodin et al.	D12/147
D379,441 S	5/1997	Villamizar et al.	D12/141
5,766,383 A	* 6/1998	Hasegawa et al.	152/209.18
D398,568 S	* 9/1998	Graas et al.	D12/601
D405,741 S	* 2/1999	Weber et al.	D12/600
D415,982 S	11/1999	Consolacion et al.	D12/147
D430,831 S	9/2000	Edwards	D12/147
D437,264 S	2/2001	Lassan et al.	D12/143
D440,529 S	4/2001	Lassan et al.	D12/141
D451,445 S	* 12/2001	Guspodin	D12/601

OTHER PUBLICATIONS

Co-op Pacemark SR Tire, 2000 Tread Design Guide, Jan. 2000, p. 20. 4/2.*

NTB Yokohama S305 Tire, 2000 Tread Design Guide, Jan. 2000, p. 54. 3/5.*

Pos-A-Traction Twister Tire, 2000 Tread Design Guide, Jan. 2000, p. 56. 4/4.*

Hoosier "S" Speed-Rated Radial GT Tire, Tirereview Magazine, Feb. 1999, p. 34.*

* cited by examiner

Primary Examiner—Robert M. Spear

(74) *Attorney, Agent, or Firm*—David L. King

(57) **CLAIM**

The ornamental Design for a tire tread, as shown and described.

DESCRIPTION

FIG. 1 is a perspective view of a tire tread showing our new design, it being understood that the pattern repeats uniformly throughout the circumference of the tread;

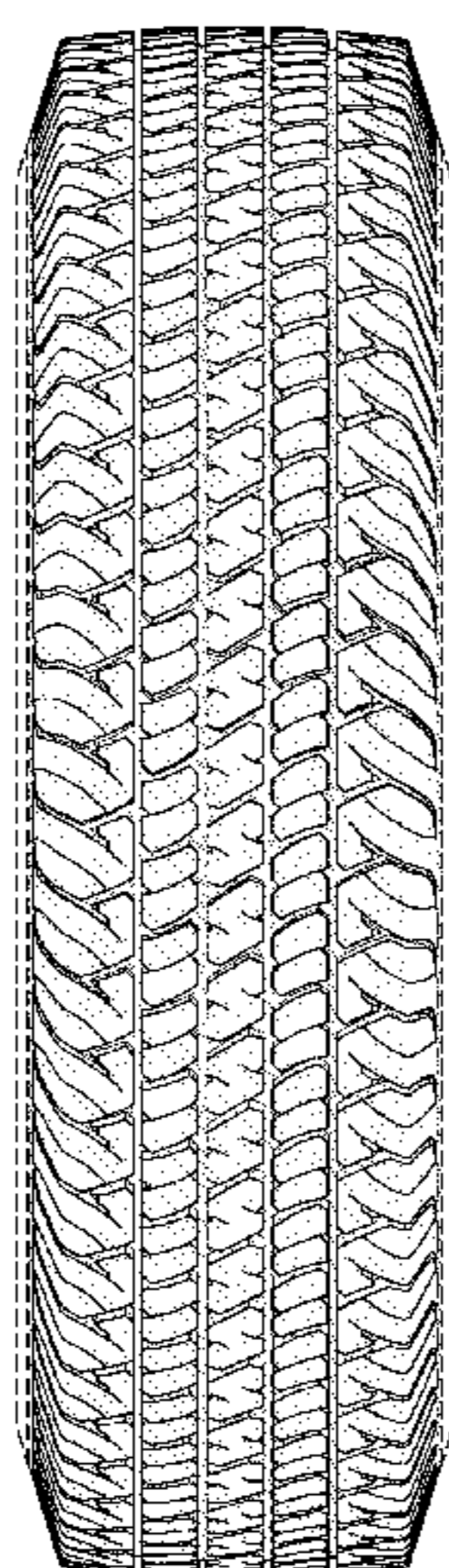
FIG. 2 is a front elevational view thereof;

FIG. 3 is a side elevational view thereof, the opposite side elevational view being identical thereto; and,

FIG. 4 is an enlarged fragmentary perspective view.

In the drawings, the broken lines defining the sidewall and inner bead of the tire and the peripheral boundary between the tire tread and the sidewall are for illustrative purposes only and form no part of the claimed design.

1 Claim, 4 Drawing Sheets



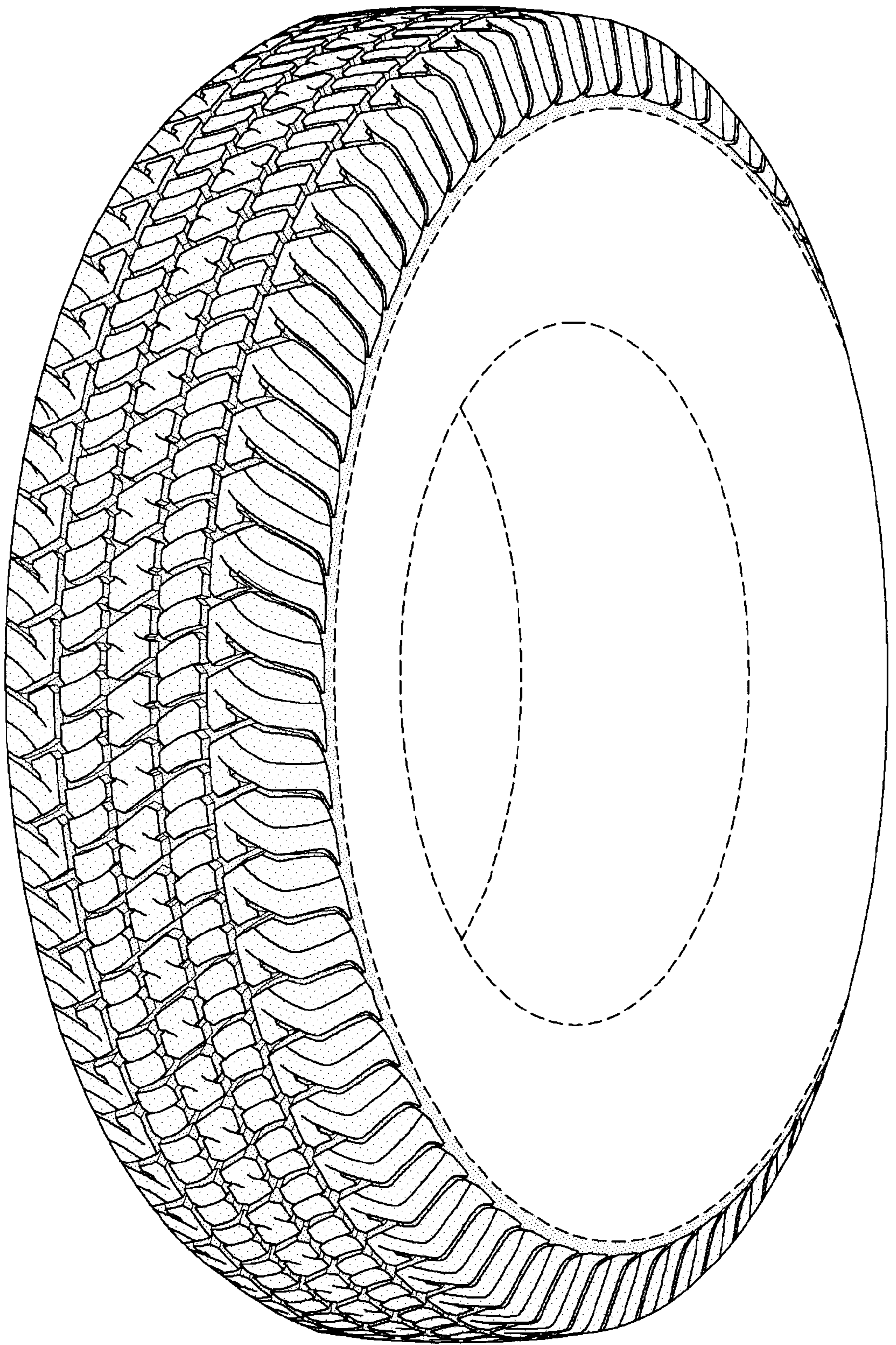


FIG-1

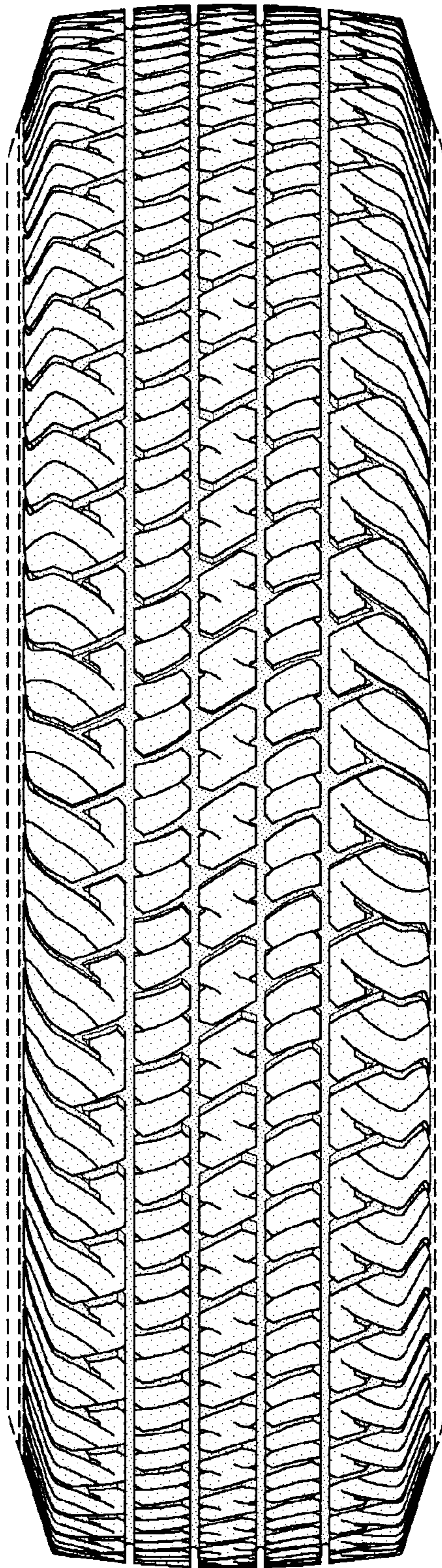


FIG-2

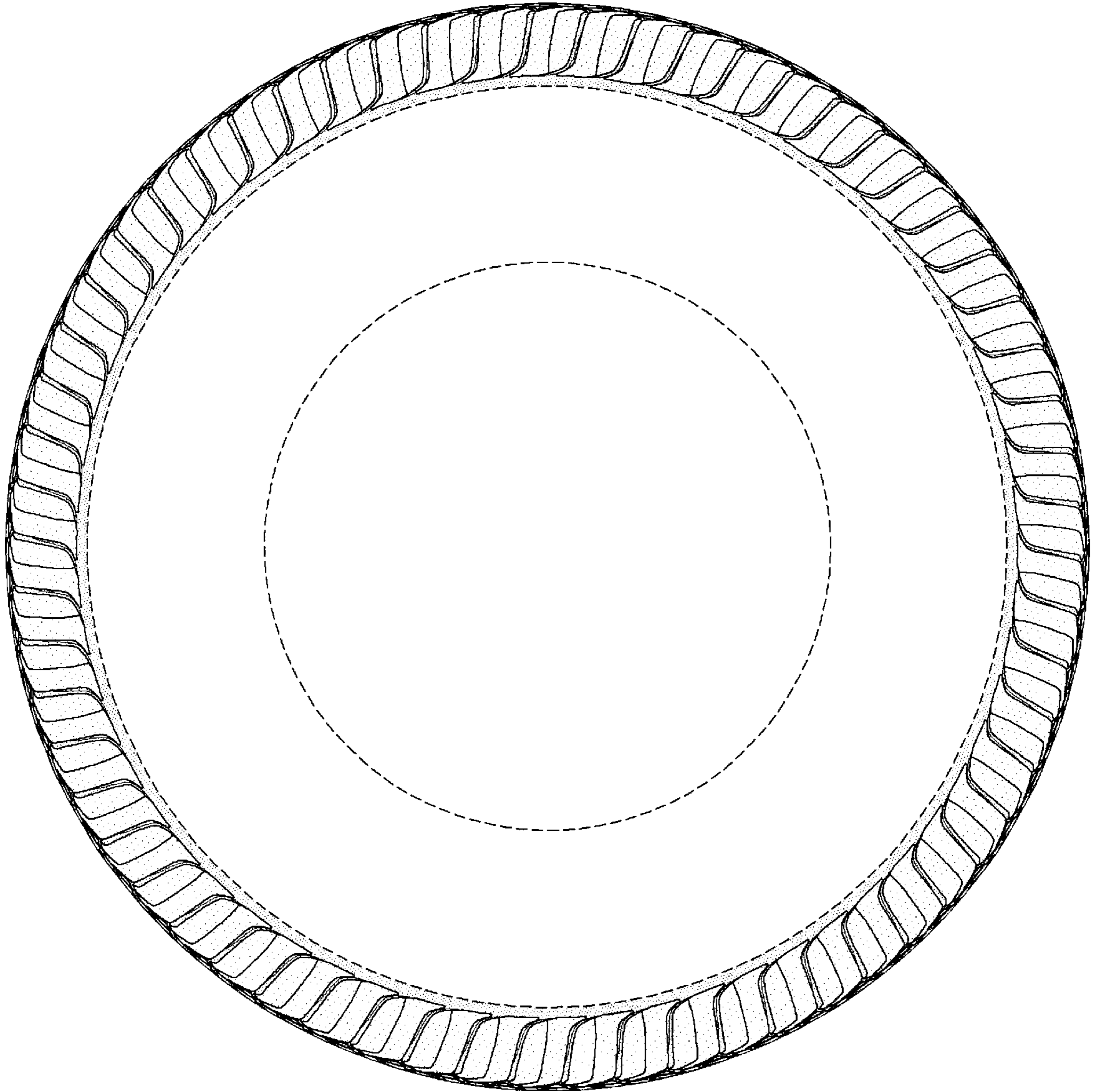


FIG-3

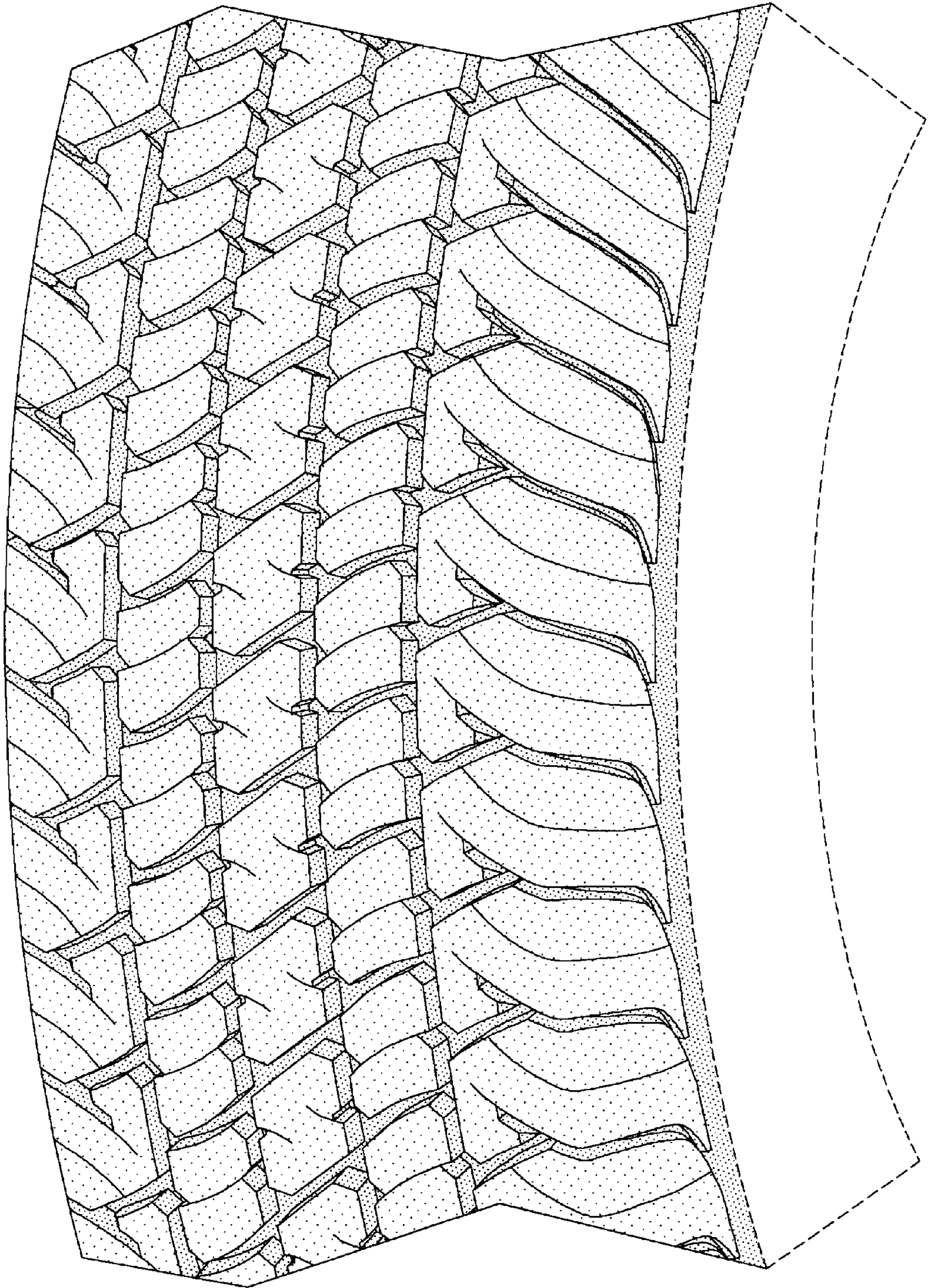


FIG-4